

Weekly SLA Customer Report

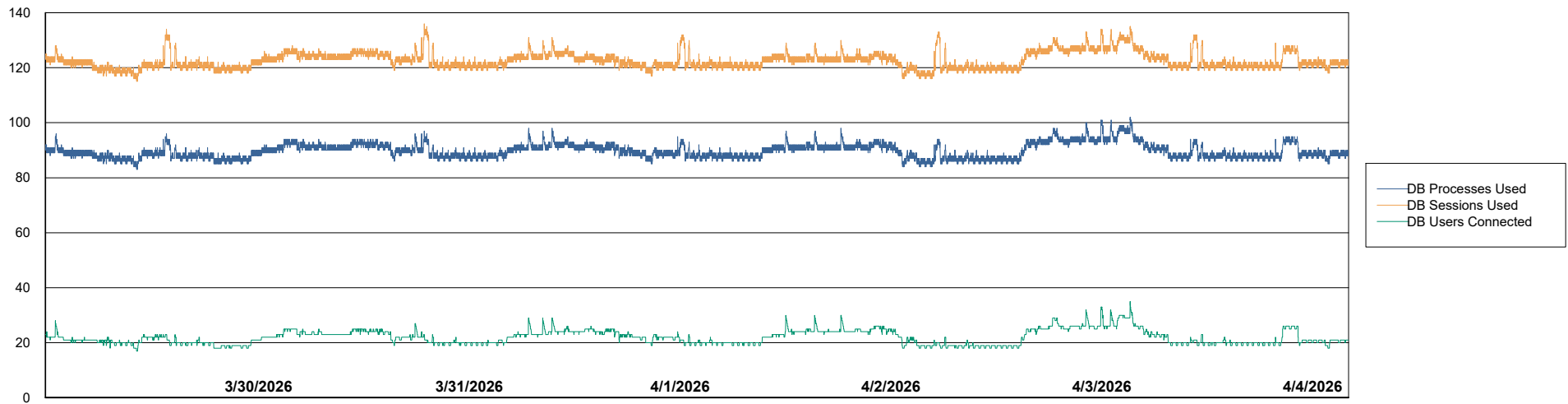
Customer RAS_Production
 Database ID 189



Harddisk Usage RAS_PRD_NEDLIN-ST-APP01

	Free disk space on C: (%)	Total disk space on C: (Gb)	Used disk space on C: (Gb)	Free disk space on D: (%)	Total disk space on D: (Gb)	Used disk space on D: (Gb)	Free disk space on E: (%)	Total disk space on E: (Gb)	Used disk space on E: (Gb)
4/4/2026	31	249	172	36	601	383	71	100	29
4/3/2026	31	249	172	36	601	383	72	100	28
4/2/2026	31	249	172	36	601	383	72	100	28
4/1/2026	31	249	171	36	601	383	72	100	28
3/31/2026	32	249	170	36	601	383	72	100	28
3/30/2026	32	249	168	36	601	383	72	100	28
3/29/2026	33	249	168	36	601	383	73	100	27

Database Performance RAS_PRD_NEDLIN-ST-APP01_ABS1



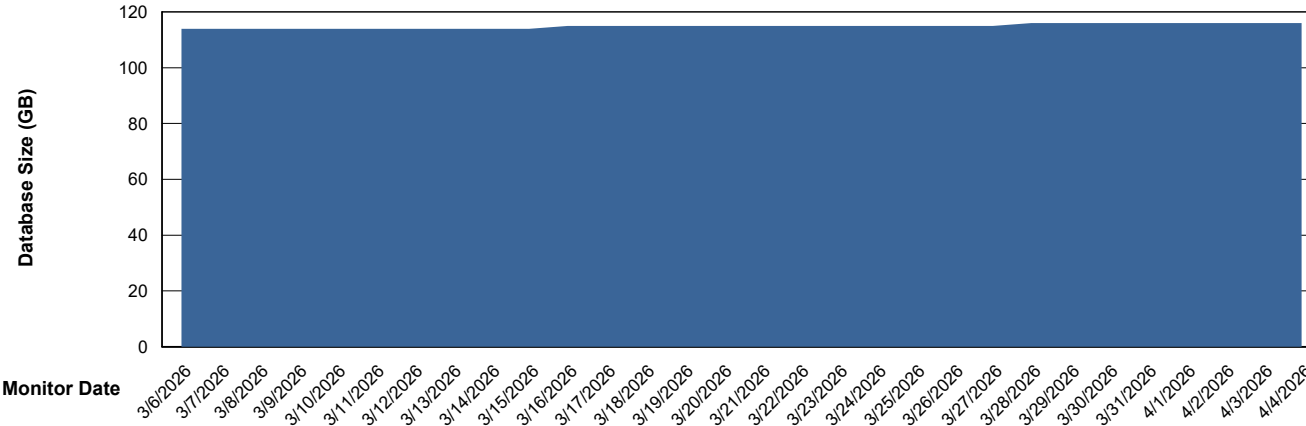
Weekly SLA Customer Report

Customer RAS_Production
 Database ID 189



DATABASE SIZE RAS_PRD_NEDLIN-ST-APP01_ABS1

Database growth over last month



Database Tablespace RAS_PRD_NEDLIN-ST-APP01_ABS1

Date	Tablespace Name	MaxFilesize (Gb)	Usedsize (Gb)	Percentage free
4/4/2026	ABSDATA	128	27	79
	INDX	128	73	43
4/3/2026	ABSDATA	128	27	79
	INDX	128	73	43
4/2/2026	ABSDATA	128	27	79
	INDX	128	73	43
4/1/2026	ABSDATA	128	27	79
	INDX	128	73	43
3/31/2026	ABSDATA	128	27	79
	INDX	128	73	43
3/30/2026	ABSDATA	128	27	79
	INDX	128	73	43
3/29/2026	ABSDATA	128	27	79
	INDX	128	73	43

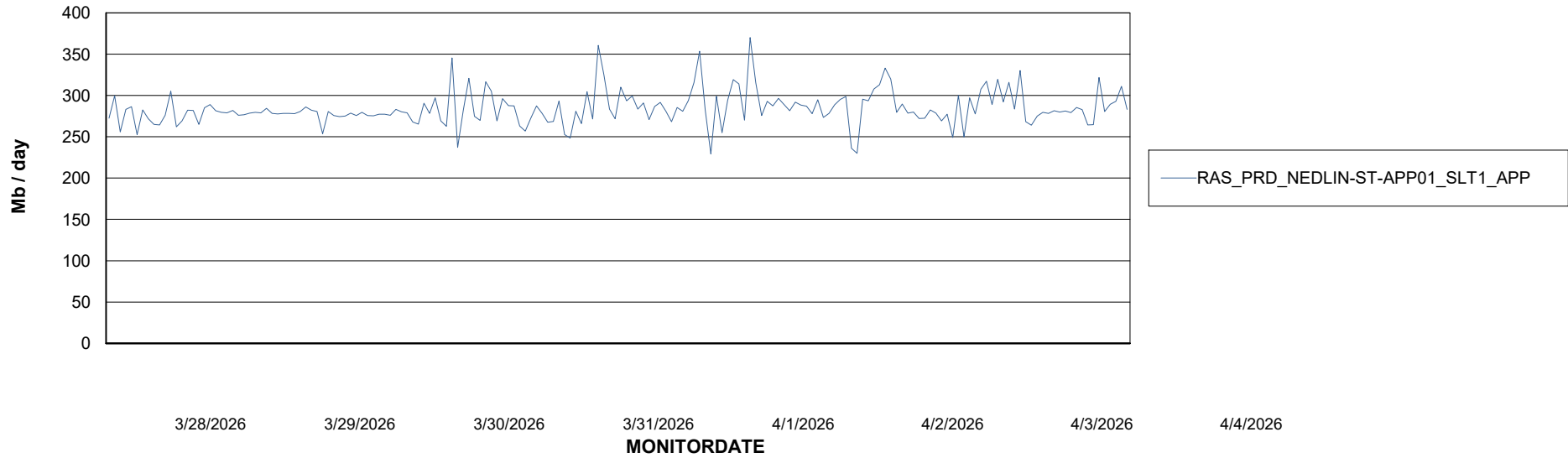
Weekly SLA Customer Report

Customer RAS_Production
Database ID 189

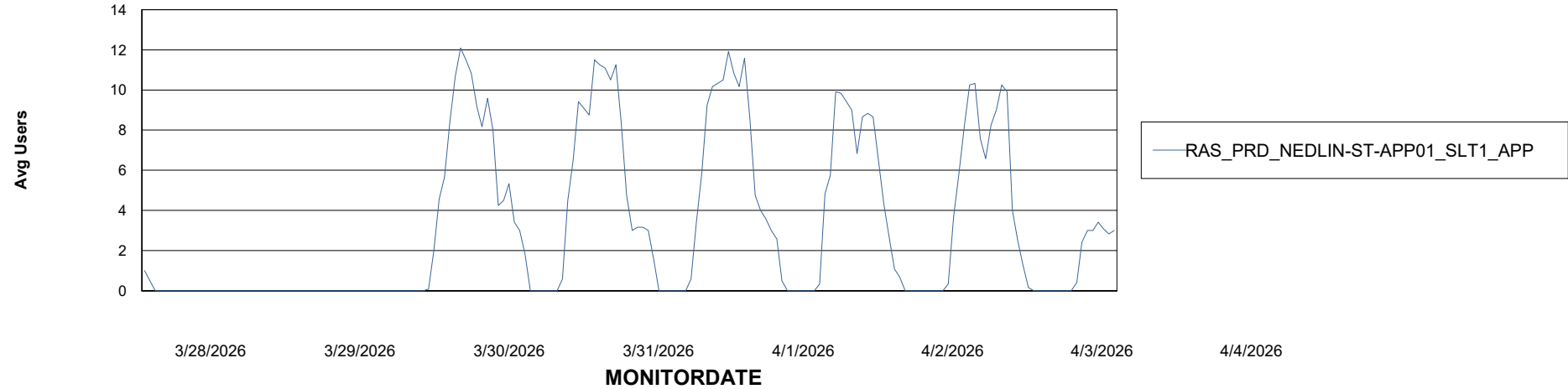


ABSSolute Application Server Services

Avg memory used per ABS Server Service



Avg users per day per ABS server



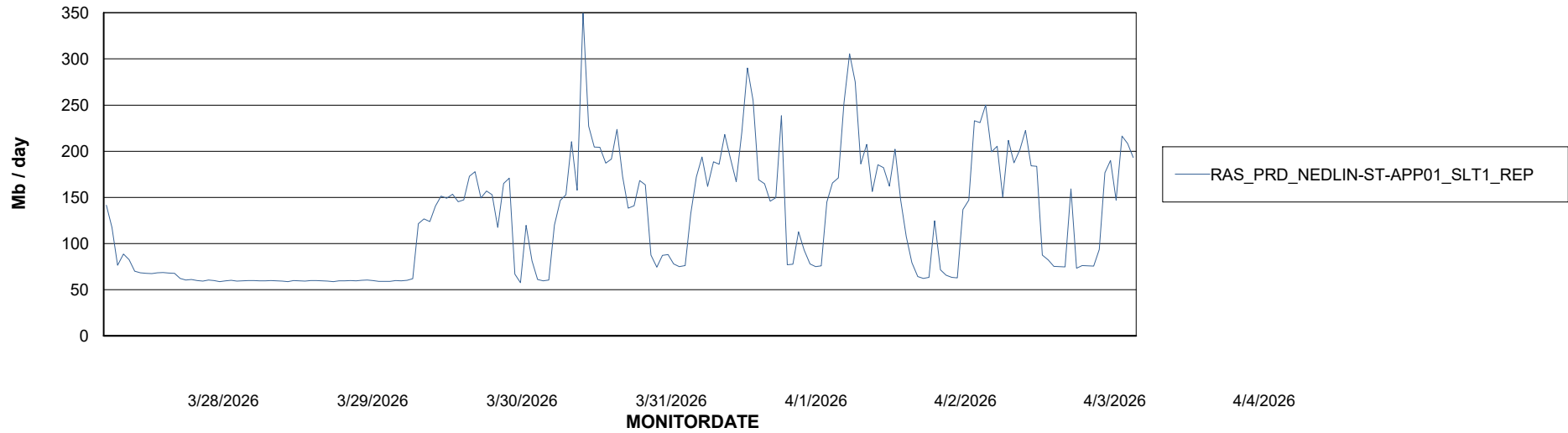
Weekly SLA Customer Report

Customer RAS_Production
Database ID 189



ABSSolute Application ReportServer Services

Avg memory used per ReportServer Service



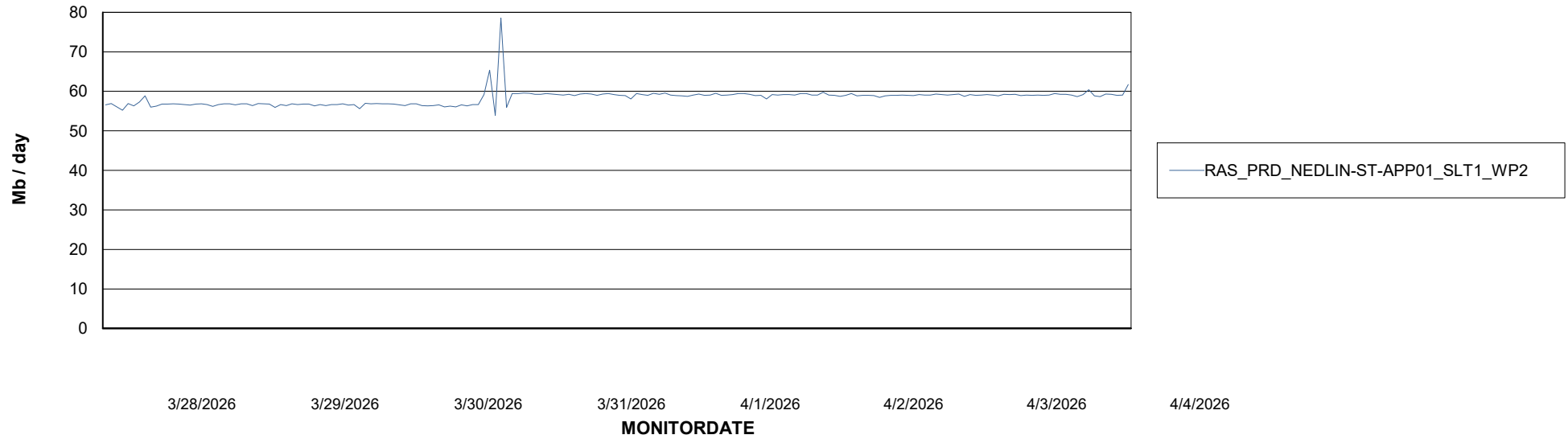
Weekly SLA Customer Report

Customer RAS_Production
Database ID 189



ABSSolute Web Component Services

Avg memory used per ABS Web component



Weekly SLA Customer Report

Customer RAS_Production
Database ID 189



Disaster per ABS component

