

# Weekly SLA Customer Report

Customer NIX\_Production  
 Database ID 51



Harddisk Usage NIX\_PRD\_ABSAPP01

	Free disk space on C: (%)	Total disk space on C: (Gb)	Used disk space on C: (Gb)	Free disk space on E: (%)	Total disk space on E: (Gb)	Used disk space on E: (Gb)
4/4/2026	18	207	170	100	98	0
4/3/2026	18	207	170	100	98	0
4/2/2026	18	207	170	100	98	0
4/1/2026	18	207	169	100	98	0
3/31/2026	19	207	168	100	98	0
3/30/2026	19	207	168	100	98	0
3/29/2026	19	207	168	100	98	0

Harddisk Usage NIX\_PRD\_ABSBI

	Free disk space on C: (%)	Total disk space on C: (Gb)	Used disk space on C: (Gb)	Free disk space on E: (%)	Total disk space on E: (Gb)	Used disk space on E: (Gb)
4/4/2026	46	179	97	48	700	364
4/3/2026	46	179	97	48	700	362
4/2/2026	46	179	97	48	700	361
4/1/2026	46	179	97	48	700	361
3/31/2026	46	179	98	48	700	361
3/30/2026	45	179	98	48	700	361
3/29/2026	46	179	97	48	700	361

# Weekly SLA Customer Report

Customer NIX\_Production  
 Database ID 51



Harddisk Usage NIX\_PRD\_ABSDB01

	Free disk space on C: (%)	Total disk space on C: (Gb)	Used disk space on C: (Gb)	Free disk space on D: (%)	Total disk space on D: (Gb)	Used disk space on D: (Gb)	Free disk space on E: (%)	Total disk space on E: (Gb)	Used disk space on E: (Gb)	Free disk space on H: (%)
4/4/2026	38	554	345	19	654	531	34	605	398	55
4/3/2026	38	554	345	19	654	531	35	605	396	57
4/2/2026	38	554	345	19	654	531	35	605	395	57
4/1/2026	38	554	345	19	654	531	35	605	393	58
3/31/2026	38	554	345	19	654	531	35	605	392	54
3/30/2026	38	554	345	19	654	531	35	605	392	58
3/29/2026	38	554	345	19	654	531	35	605	395	59

Harddisk Usage NIX\_PRD\_ABSDB02

	Free disk space on C: (%)	Total disk space on C: (Gb)	Used disk space on C: (Gb)	Free disk space on D: (%)	Total disk space on D: (Gb)	Used disk space on D: (Gb)	Free disk space on E: (%)	Total disk space on E: (Gb)	Used disk space on E: (Gb)	Total disk space on H: (Gb)
4/4/2026	84	574	91	15	588	501	42	684	398	6
4/3/2026	84	574	90	15	588	501	42	684	396	6
4/2/2026	82	574	101	15	588	501	42	684	397	6
4/1/2026	84	574	90	15	588	501	43	684	393	6
3/31/2026	84	574	90	15	588	501	43	684	391	6
3/30/2026	84	574	89	15	588	501	43	684	391	6
3/29/2026	85	574	89	15	588	501	42	684	394	6

# Weekly SLA Customer Report

Customer NIX\_Production  
Database ID 51



Harddisk Usage NIX\_PRD\_ABSWEB02

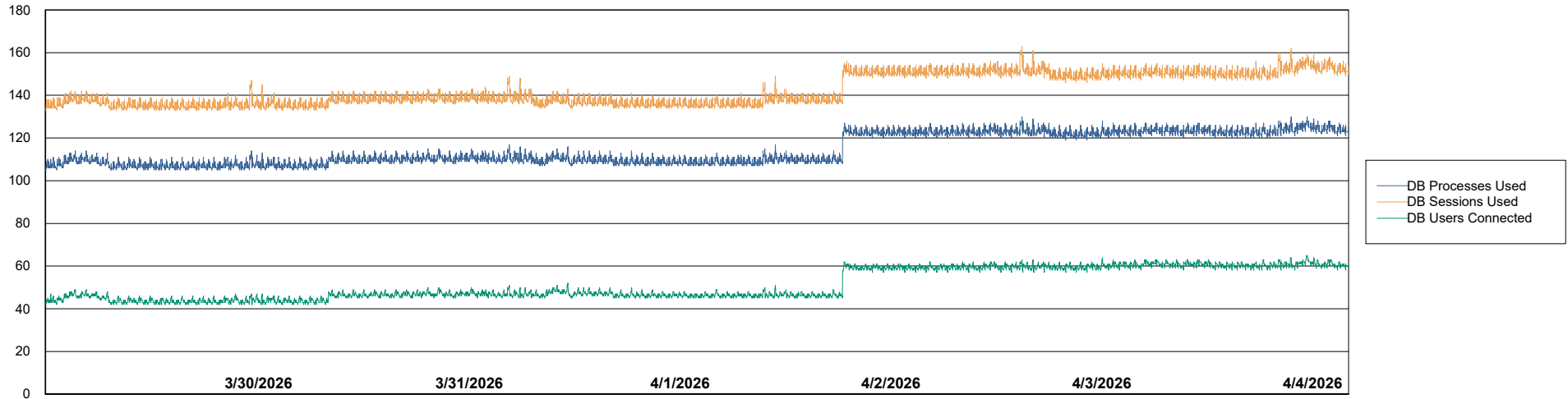
	Free disk space on C: (%)	Total disk space on C: (Gb)	Used disk space on C: (Gb)
4/4/2026	74	300	77
4/3/2026	74	300	78
4/2/2026	74	300	77
4/1/2026	74	300	77
3/31/2026	74	300	77
3/30/2026	74	300	77
3/29/2026	74	300	77

# Weekly SLA Customer Report

Customer NIX\_Production  
Database ID 51



## Database Performance NIX\_PRD\_ABSBI\_ABS1

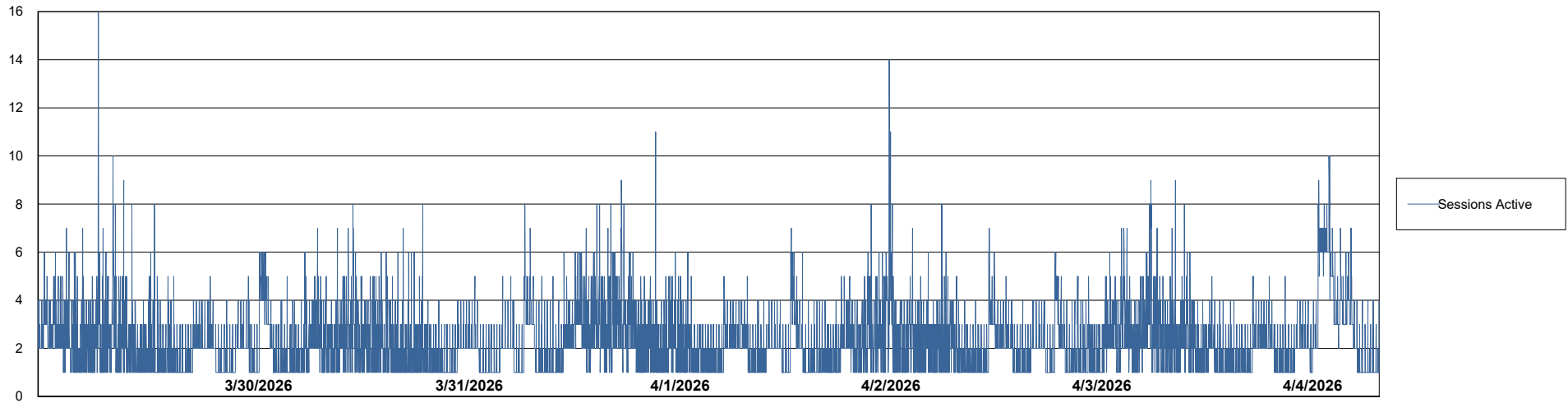
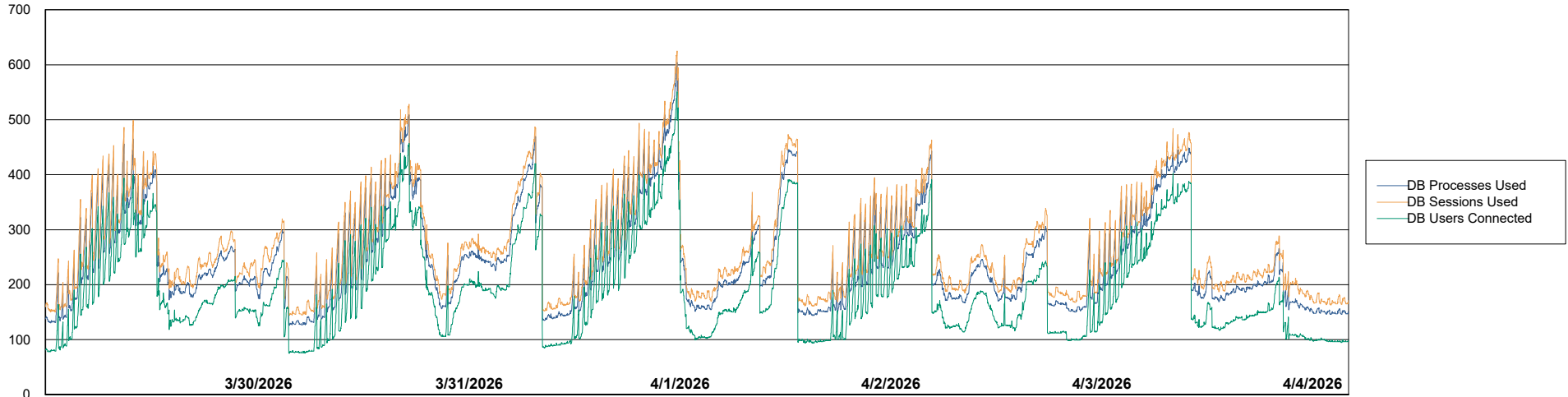


# Weekly SLA Customer Report

Customer NIX\_Production  
Database ID 51



## Database Performance NIX\_PRD\_ABSDB01\_ABS1



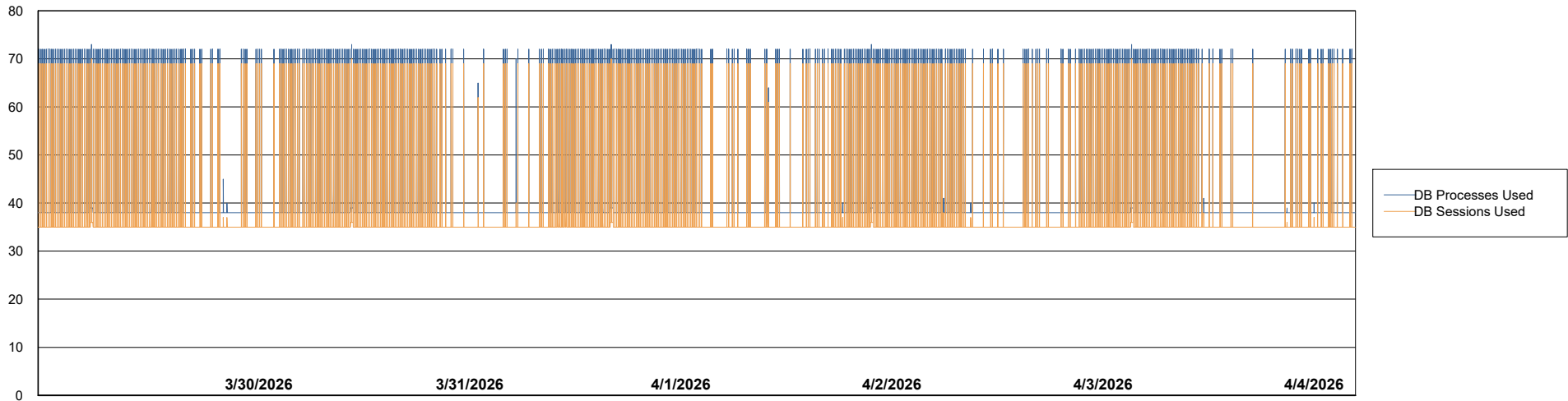
# Weekly SLA Customer Report

Customer NIX\_Production  
Database ID 51



Database Performance NIX\_PRD\_ABSDB02\_HSBABS1

DB Processes Max 300



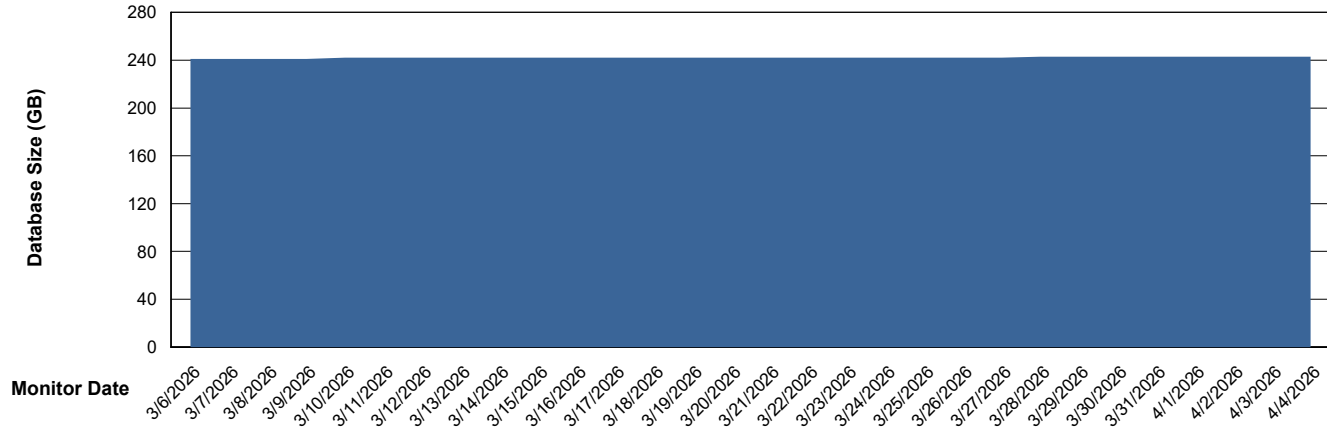
# Weekly SLA Customer Report

Customer NIX\_Production  
Database ID 51



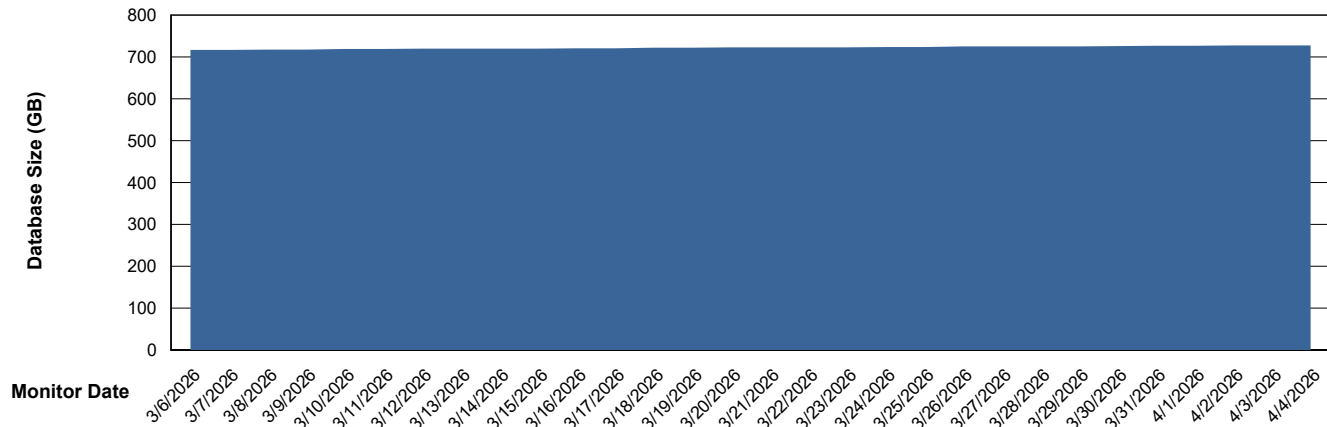
DATABASE SIZE NIX\_PRD\_ABSBI\_ABS1

### Database growth over last month



DATABASE SIZE NIX\_PRD\_ABSDB01\_ABS1

### Database growth over last month



# Weekly SLA Customer Report

Customer NIX\_Production  
 Database ID 51



Database Tablespace NIX\_PRD\_ABSBI\_ABS1

Date	Tablespace Name	MaxFilesize (Gb)	Usedsize (Gb)	Percentage free
4/4/2026	ABSDATA	128	104	18
	INDX	160	137	14
4/3/2026	ABSDATA	128	104	18
	INDX	160	137	14
4/2/2026	ABSDATA	128	104	18
	INDX	160	137	14
4/1/2026	ABSDATA	128	104	18
	INDX	160	137	14
3/31/2026	ABSDATA	128	104	18
	INDX	160	137	14
3/30/2026	ABSDATA	128	104	19
	INDX	160	137	14
3/29/2026	ABSDATA	128	104	18
	INDX	160	137	14

# Weekly SLA Customer Report

Customer NIX\_Production  
 Database ID 51



Database Tablespace NIX\_PRD\_ABSD01\_ABS1

Date	Tablespace Name	MaxFilesize (Gb)	Usedsize (Gb)	Percentage free
4/4/2026	ABSDATA	448	391	13
	INDX	416	309	26
4/3/2026	ABSDATA	448	391	13
	INDX	416	309	26
4/2/2026	ABSDATA	448	390	13
	INDX	416	309	26
4/1/2026	ABSDATA	448	390	13
	INDX	416	309	26
3/31/2026	ABSDATA	448	389	13
	INDX	416	309	26
3/30/2026	ABSDATA	448	389	13
	INDX	416	309	26
3/29/2026	ABSDATA	448	388	13
	INDX	416	309	26

BI Status and last ETL error for NIX\_PRD\_ABSBI\_ABS1

	Mon 30/3/2026	Tue 31/3/2026	Wed 1/4/2026	Thu 2/4/2026	Fri 3/4/2026	Sat 4/4/2026
<b>ABS DataWarehouse ETL Health</b>	OK	OK	OK	OK	OK	OK
<b>ABS DWHStaging ETL Health</b>	OK	OK	OK	OK	OK	OK

# Weekly SLA Customer Report

Customer NIX\_Production  
Database ID 51



BI last ETL error for	NIX_PRD_ABSBI_ABS1
-----------------------	--------------------

Mon, 30-03-2026	None
Fri, 3-04-2026	None
Wed, 1-04-2026	None
Mon, 30-03-2026	None
Sat, 4-04-2026	None
Sun, 29-03-2026	None
Tue, 31-03-2026	None
Thu, 2-04-2026	None
Wed, 1-04-2026	None
Fri, 3-04-2026	None
Sat, 4-04-2026	None
Sun, 29-03-2026	None
Tue, 31-03-2026	None
Thu, 2-04-2026	None

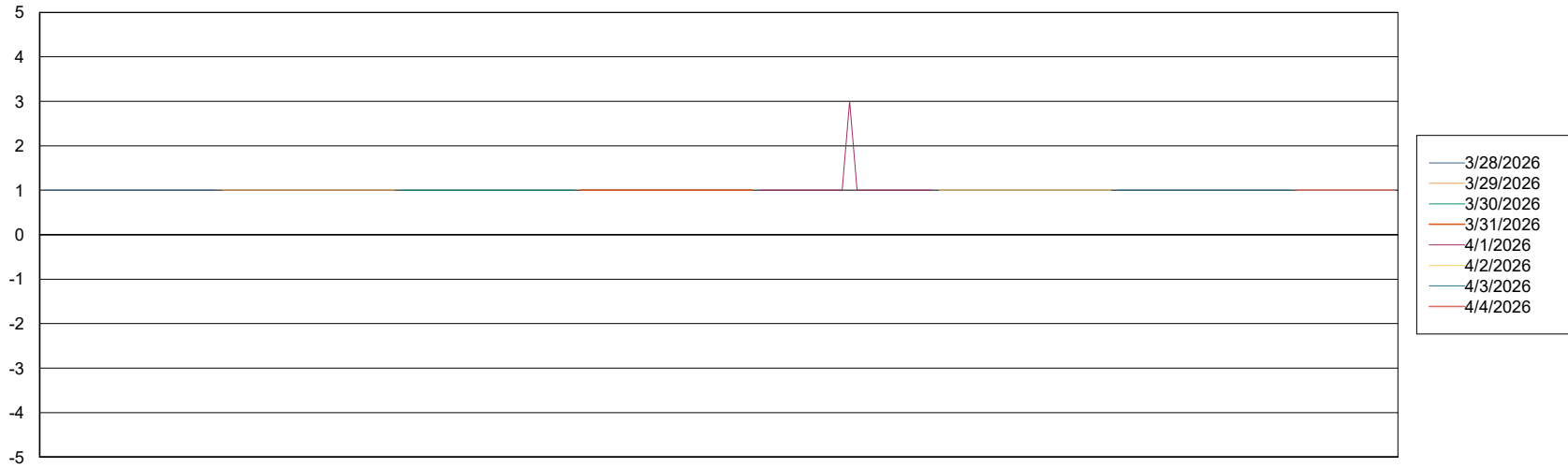
# Weekly SLA Customer Report

Customer NIX\_Production  
Database ID 51



Standby Database Health NIX\_Production

### Recovery lag for last 7 days



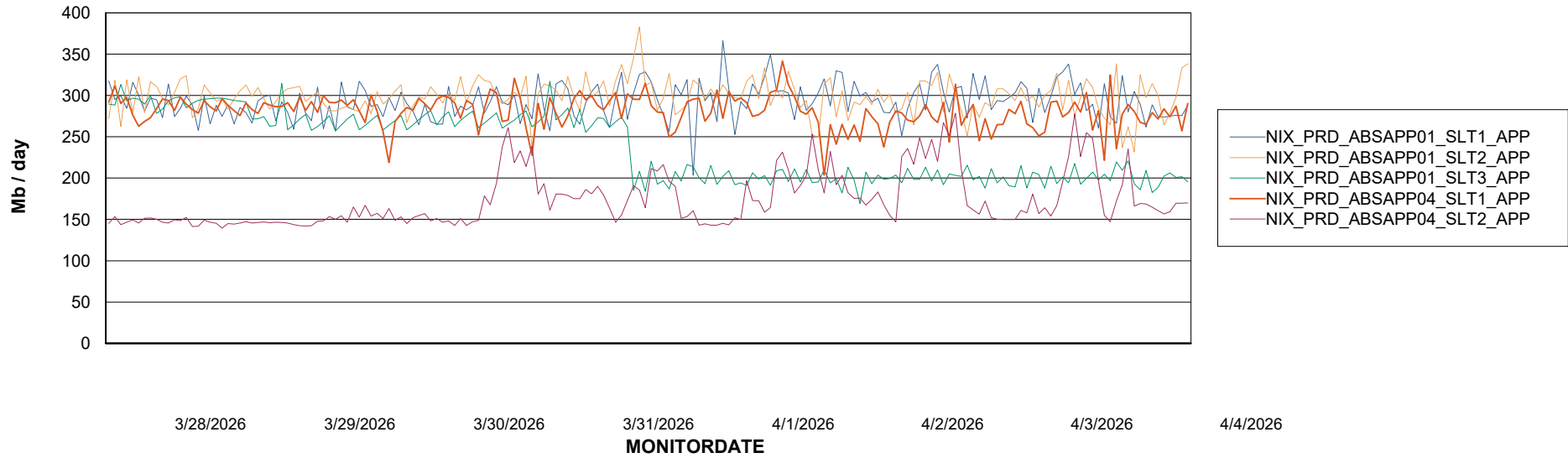
# Weekly SLA Customer Report

Customer NIX\_Production  
Database ID 51

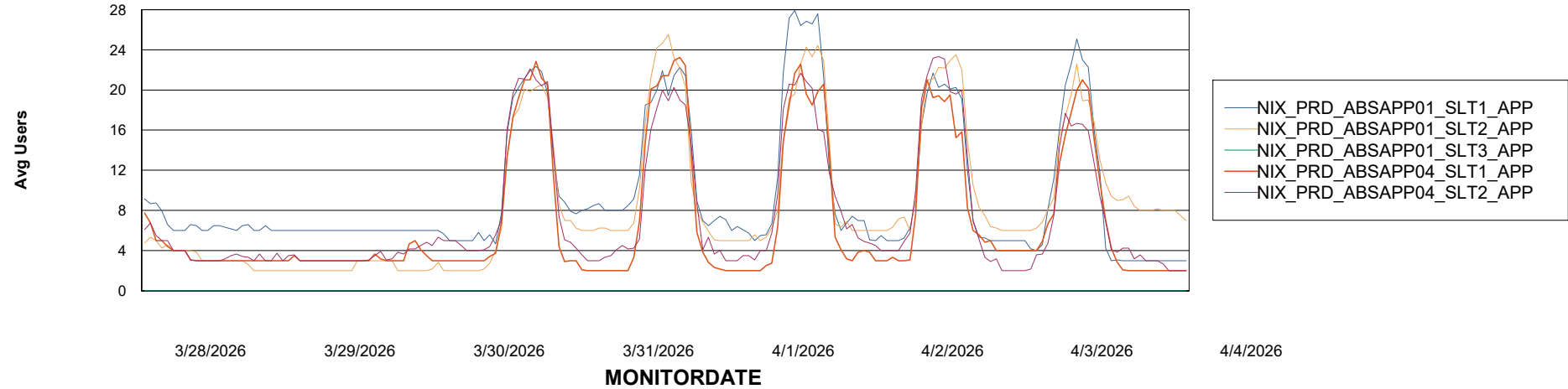


## ABSSolute Application Server Services

### Avg memory used per ABS Server Service



### Avg users per day per ABS server



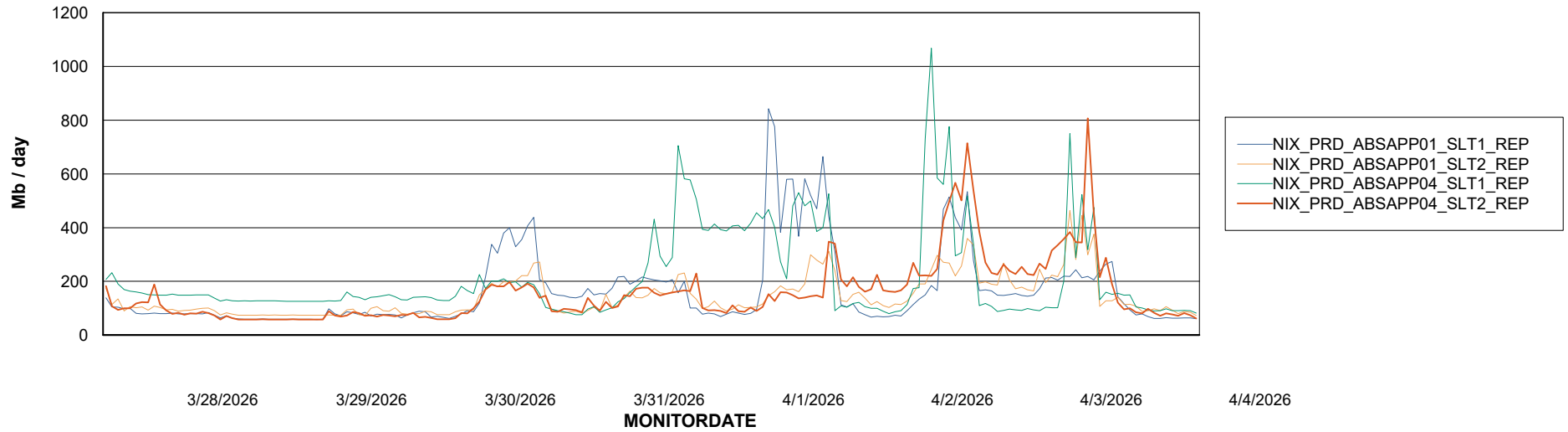
# Weekly SLA Customer Report

Customer NIX\_Production  
Database ID 51



## ABSSolute Application ReportServer Services

### Avg memory used per ReportServer Service



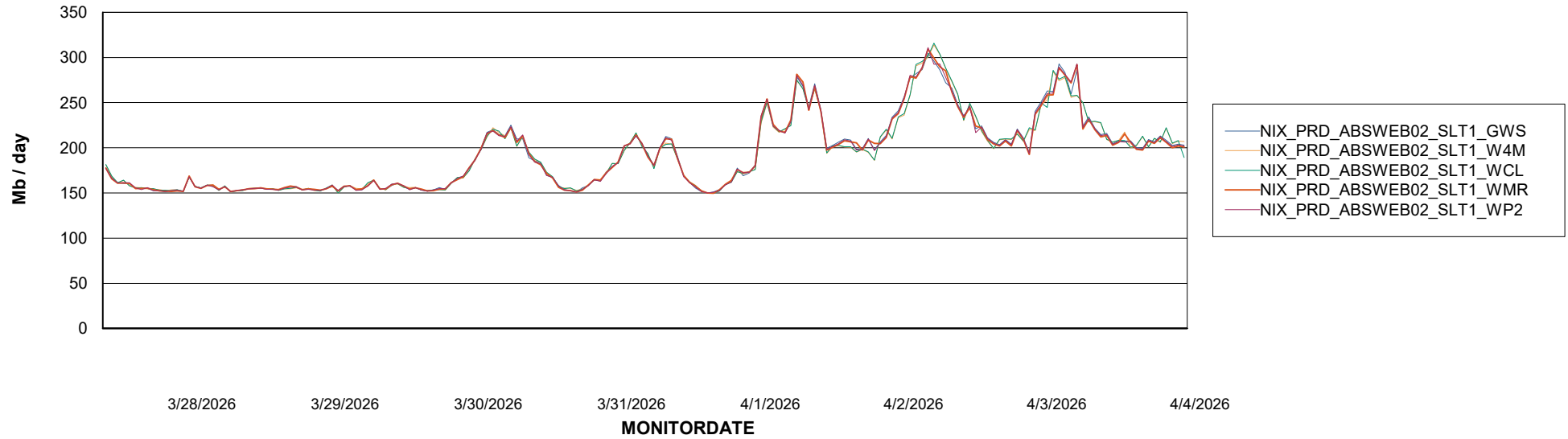
# Weekly SLA Customer Report

Customer NIX\_Production  
Database ID 51



## ABSSolute Web Component Services

### Avg memory used per ABS Web component



# Weekly SLA Customer Report

Customer NIX\_Production  
Database ID 51



## Disaster per ABS component

