

Weekly SLA Customer Report

Customer LLG_Production
 Database ID 148



Harddisk Usage LLG_ABSAPPS01

	Free disk space on C: (%)	Total disk space on C: (Gb)	Used disk space on C: (Gb)	Free disk space on D: (%)	Total disk space on D: (Gb)	Used disk space on D: (Gb)
4/4/2026	75	500	126	98	393	8
4/3/2026	75	500	126	98	393	8
4/2/2026	75	500	126	98	393	8
4/1/2026	75	500	126	98	393	8
3/31/2026	75	500	126	98	393	8
3/30/2026	75	500	126	98	393	8
3/29/2026	75	500	126	98	393	8

Harddisk Usage LLG_ABSApps02

	Free disk space on C: (%)	Total disk space on C: (Gb)	Used disk space on C: (Gb)	Free disk space on D: (%)	Total disk space on D: (Gb)	Used disk space on D: (Gb)
4/4/2026	89	500	57	96	393	17
4/3/2026	89	500	57	96	393	17
4/2/2026	89	500	56	96	393	17
4/1/2026	89	500	56	96	393	17
3/31/2026	89	500	56	96	393	17
3/30/2026	89	500	56	96	393	17
3/29/2026	89	500	56	96	393	17

Weekly SLA Customer Report

Customer LLG_Production
Database ID 148



Harddisk Usage LLG_ABSBI01

	Free disk space on C: (%)	Total disk space on C: (Gb)	Used disk space on C: (Gb)	Free disk space on D: (%)	Total disk space on D: (Gb)	Used disk space on D: (Gb)
4/4/2026	82	446	82	88	2,681	316
4/3/2026	82	446	82	88	2,681	316
4/2/2026	82	446	82	88	2,681	316
4/1/2026	82	446	82	88	2,681	316
3/31/2026	82	446	82	88	2,681	316
3/30/2026	82	446	82	88	2,681	318
3/29/2026	82	446	82	88	2,681	320

Harddisk Usage LLG_ABSDB01

	Free disk space on C: (%)	Total disk space on C: (Gb)	Used disk space on C: (Gb)	Free disk space on D: (%)	Total disk space on D: (Gb)	Used disk space on D: (Gb)	Free disk space on E: (%)	Total disk space on E: (Gb)	Used disk space on E: (Gb)
4/4/2026	86	446	62	68	1,605	519	64	1,077	386
4/3/2026	86	446	62	68	1,605	519	65	1,077	382
4/2/2026	86	446	62	68	1,605	519	65	1,077	380
4/1/2026	86	446	62	68	1,605	519	64	1,077	383
3/31/2026	86	446	62	68	1,605	519	65	1,077	378
3/30/2026	86	446	62	68	1,605	519	65	1,077	379
3/29/2026	86	446	62	68	1,605	519	63	1,077	400

Weekly SLA Customer Report

Customer LLG_Production
Database ID 148



Harddisk Usage LLG_ABSDB02

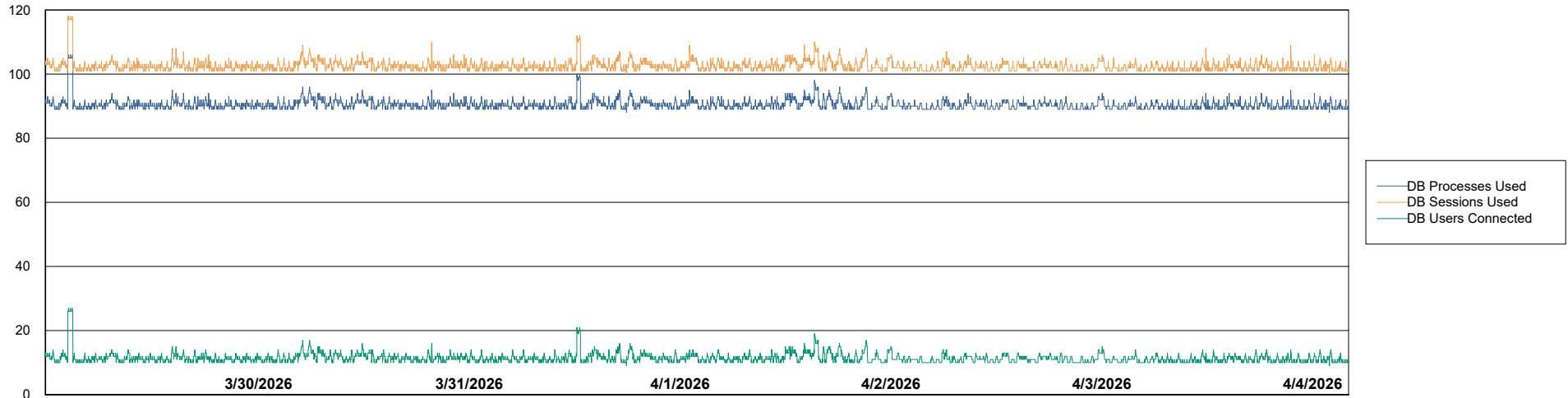
	Free disk space on C: (%)	Total disk space on C: (Gb)	Used disk space on C: (Gb)	Free disk space on D: (%)	Total disk space on D: (Gb)	Used disk space on D: (Gb)	Free disk space on E: (%)	Total disk space on E: (Gb)	Used disk space on E: (Gb)
4/4/2026	16	446	373	60	1,605	650	80	1,077	220
4/3/2026	16	446	373	60	1,605	650	80	1,077	219
4/2/2026	16	446	373	60	1,605	650	80	1,077	217
4/1/2026	16	446	373	60	1,605	650	80	1,077	215
3/31/2026	16	446	375	60	1,605	650	80	1,077	214
3/30/2026	17	446	370	60	1,605	650	80	1,077	211
3/29/2026	19	446	363	60	1,605	650	96	1,077	39

Weekly SLA Customer Report

Customer LLG_Production
Database ID 148



Database Performance LLG_ABSBI01_BI_PROD_ABS1

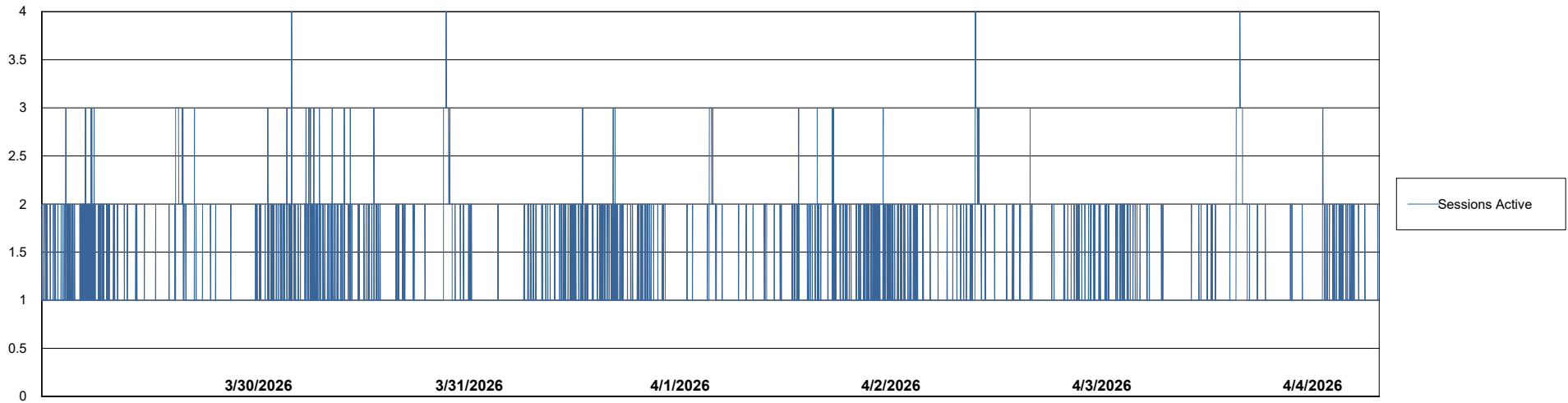
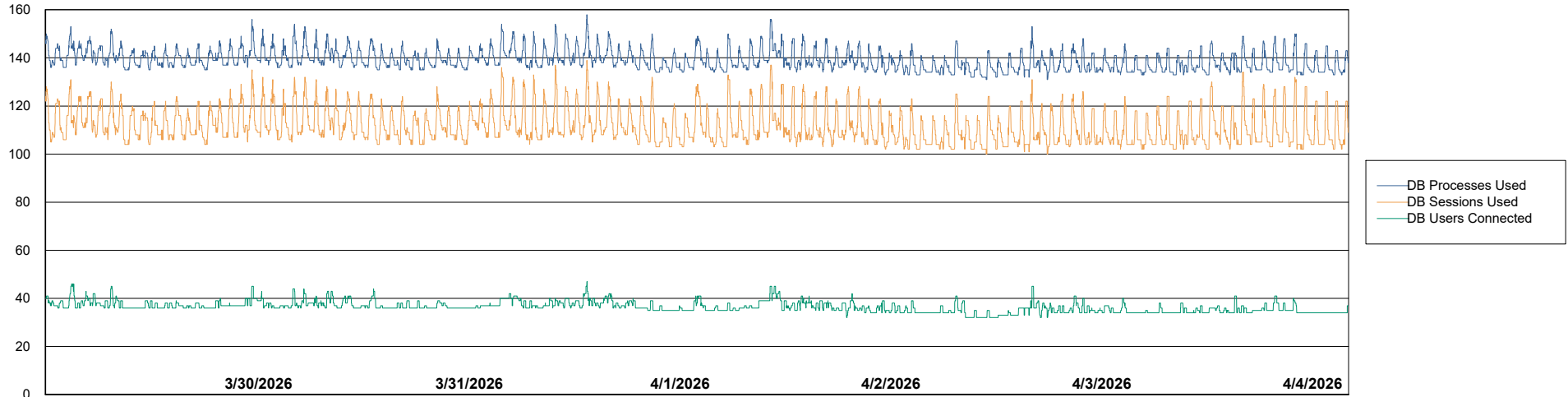


Weekly SLA Customer Report

Customer LLG_Production
Database ID 148



Database Performance LLG_ABSDB01_PROD_ABS1



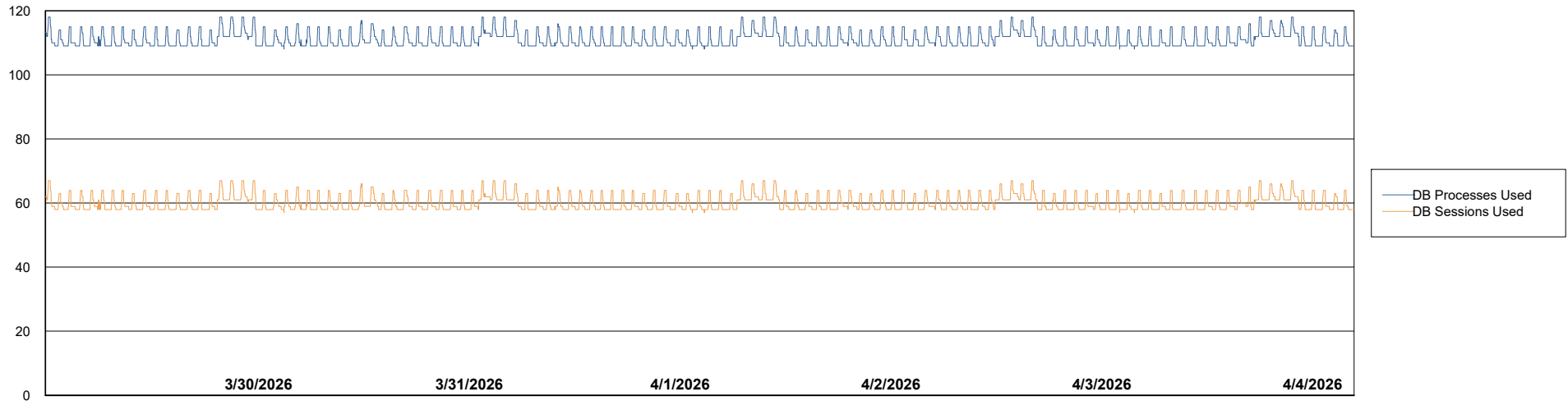
Weekly SLA Customer Report

Customer LLG_Production
Database ID 148



Database Performance LLG_ABSDB02_PROD_HSBABS1

DB Processes Max 300
DB Processes Max 4
DB Processes Max 0



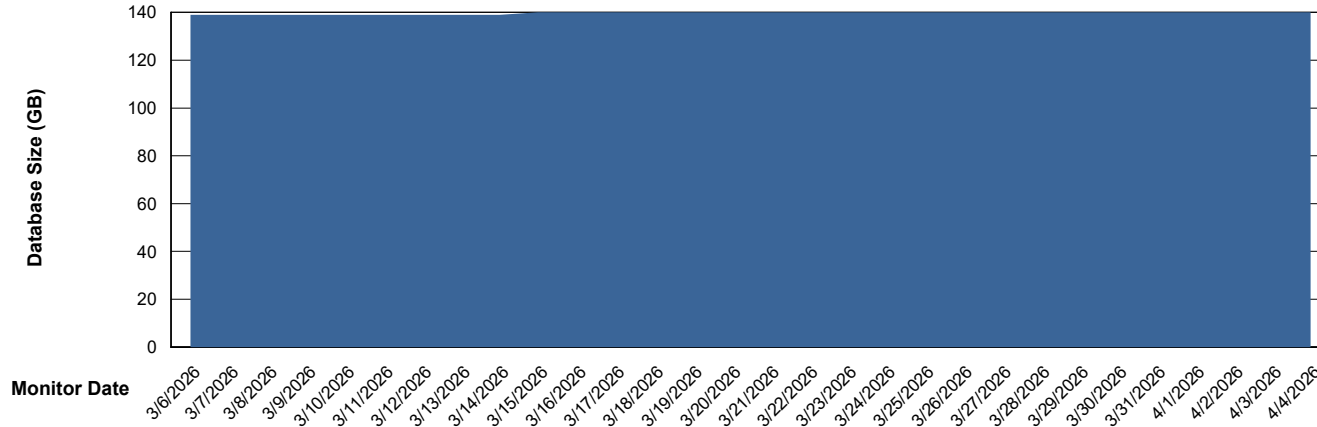
Weekly SLA Customer Report

Customer LLG_Production
Database ID 148



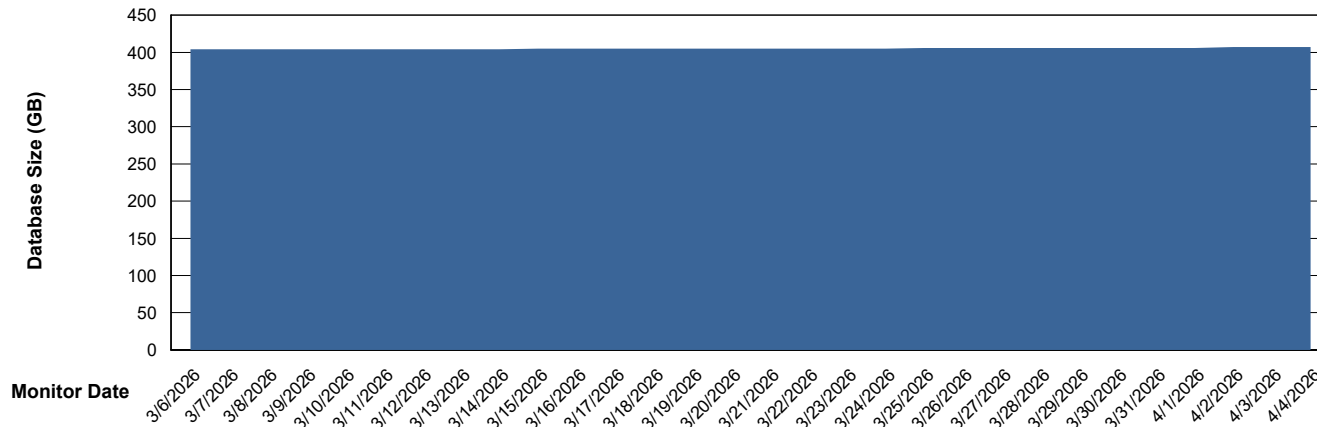
DATABASE SIZE LLG_ABSBI01_BI_PROD_ABS1

Database growth over last month



DATABASE SIZE LLG_ABSDB01_PROD_ABS1

Database growth over last month



Weekly SLA Customer Report

Customer LLG_Production
 Database ID 148



Database Tablespace LLG_ABSBI01_BI_PROD_ABS1

Date	Tablespace Name	MaxFilesize (Gb)	Usedsize (Gb)	Percentage free
4/4/2026	ABSDATA	128	57	55
	INDX	128	74	42
4/3/2026	ABSDATA	128	57	55
	INDX	128	74	42
4/2/2026	ABSDATA	128	57	55
	INDX	128	74	42
4/1/2026	ABSDATA	128	57	55
	INDX	128	74	42
3/31/2026	ABSDATA	128	57	55
	INDX	128	74	42
3/30/2026	ABSDATA	128	57	55
	INDX	128	74	42
3/29/2026	ABSDATA	128	57	55
	INDX	128	74	42

Weekly SLA Customer Report

Customer LLG_Production
 Database ID 148



Database Tablespace LLG_ABSD01_PROD_ABS1

Date	Tablespace Name	MaxFilesize (Gb)	Usedsize (Gb)	Percentage free
4/4/2026	ABSDATA	224	166	26
	INDX	288	225	22
4/3/2026	ABSDATA	224	166	26
	INDX	288	225	22
4/2/2026	ABSDATA	224	166	26
	INDX	288	225	22
4/1/2026	ABSDATA	224	166	26
	INDX	288	225	22
3/31/2026	ABSDATA	224	166	26
	INDX	288	225	22
3/30/2026	ABSDATA	224	166	26
	INDX	288	225	22
3/29/2026	ABSDATA	224	166	26
	INDX	288	225	22

BI Status and last ETL error for LLG_ABSBI01_BI_PROD_ABS1

	Mon 30/3/2026	Tue 31/3/2026	Wed 1/4/2026	Thu 2/4/2026	Fri 3/4/2026	Sat 4/4/2026
ABS DataWarehouse ETL Health	OK	OK	OK	OK	OK	OK
ABS DWHStaging ETL Health	OK	OK	OK	OK	OK	OK

Weekly SLA Customer Report

Customer LLG_Production
Database ID 148



BI last ETL error for	LLG_ABSBI01_BI_PROD_ABS1
-----------------------	--------------------------

Wed, 1-04-2026	None
Sun, 29-03-2026	None
Thu, 2-04-2026	None
Fri, 3-04-2026	None
Thu, 2-04-2026	None
Mon, 30-03-2026	None
Tue, 31-03-2026	None
Tue, 31-03-2026	None
Sat, 4-04-2026	None
Sun, 29-03-2026	None
Fri, 3-04-2026	None
Sat, 4-04-2026	None
Mon, 30-03-2026	None
Wed, 1-04-2026	None

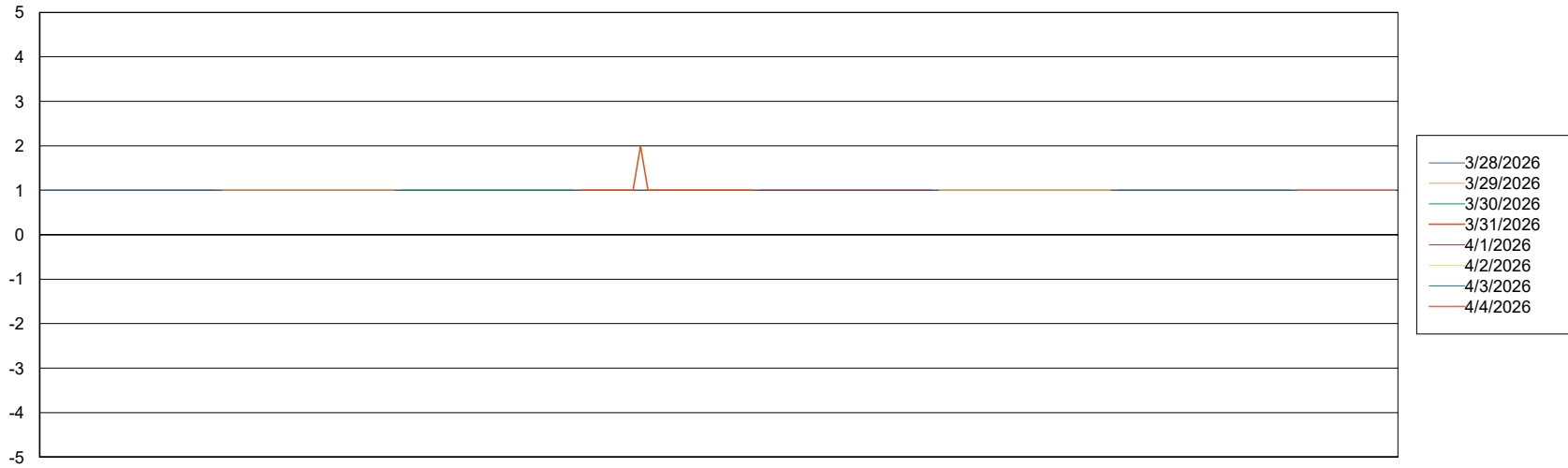
Weekly SLA Customer Report

Customer LLG_Production
Database ID 148



Standby Database Health LLG_Production

Recovery lag for last 7 days



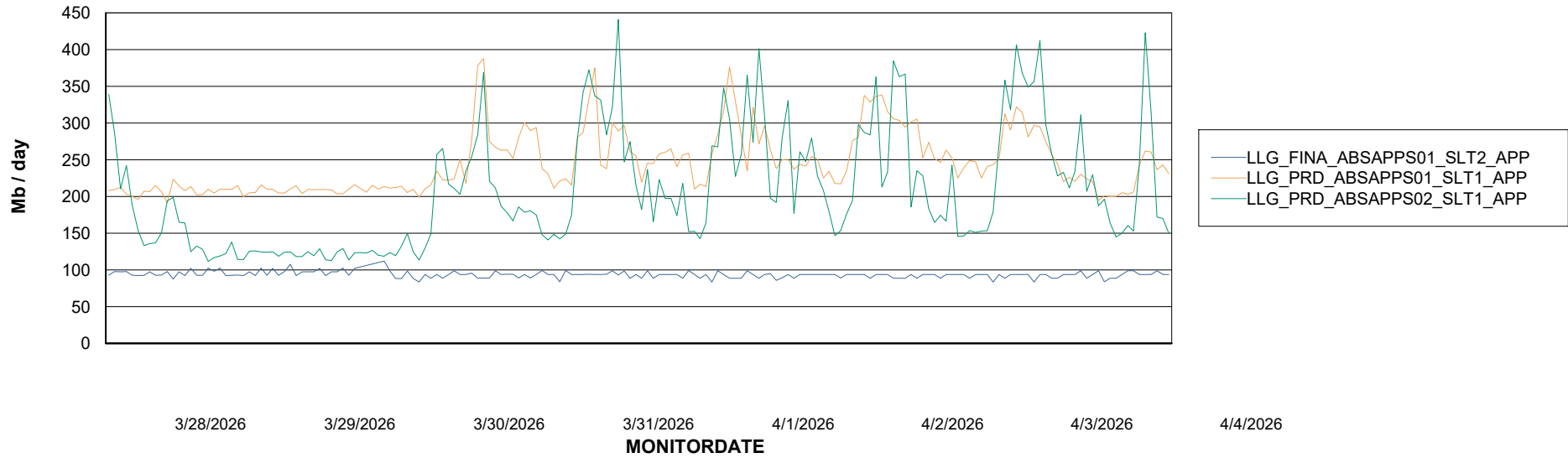
Weekly SLA Customer Report

Customer LLG_Production
Database ID 148

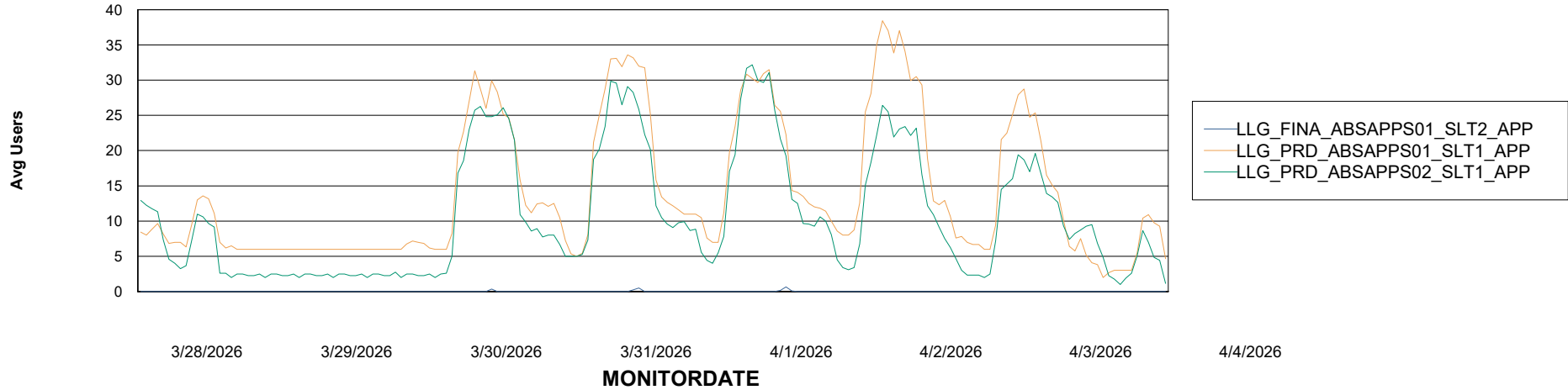


ABSSolute Application Server Services

Avg memory used per ABS Server Service



Avg users per day per ABS server



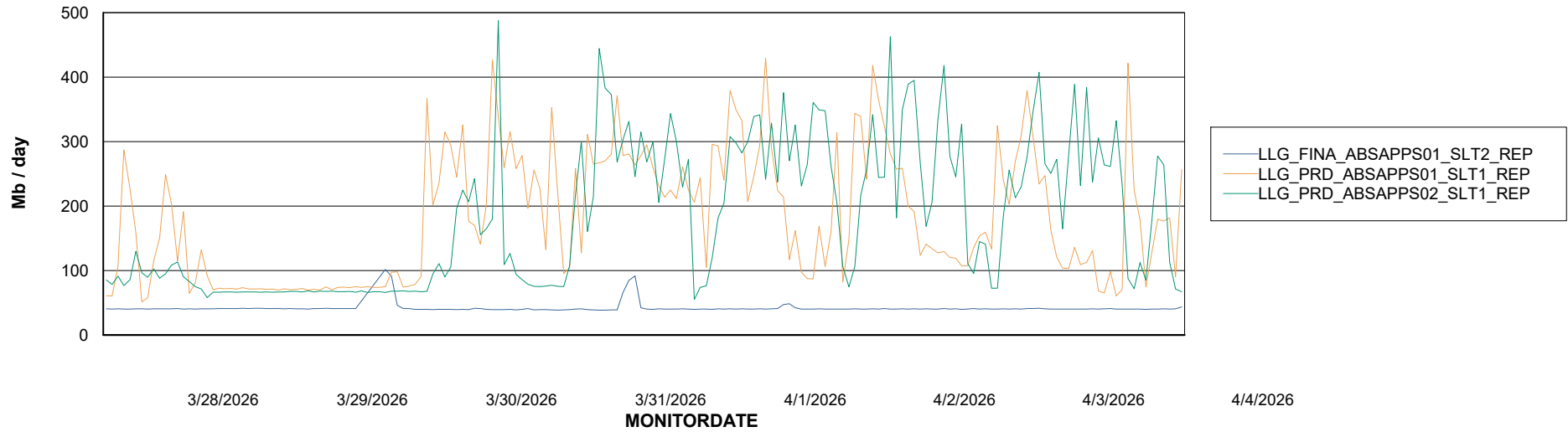
Weekly SLA Customer Report

Customer LLG_Production
Database ID 148



ABSSolute Application ReportServer Services

Avg memory used per ReportServer Service



Disaster per ABS component

