

# Weekly SLA Customer Report

Customer NIX\_Production  
Database ID 51



## Harddisk Usage NIX\_PRD\_ABSAPP01

	Free disk space on C: (%)	Total disk space on C: (Gb)	Used disk space on C: (Gb)	Free disk space on E: (%)	Total disk space on E: (Gb)	Used disk space on E: (Gb)
3/28/2026	19	207	168	100	98	0
3/27/2026	19	207	168	100	98	0
3/26/2026	19	207	167	100	98	0
3/25/2026	19	207	167	100	98	0
3/24/2026	19	207	167	100	98	0
3/23/2026	19	207	167	100	98	0
3/22/2026	19	207	167	100	98	0

## Harddisk Usage NIX\_PRD\_ABSBI

	Free disk space on C: (%)	Total disk space on C: (Gb)	Used disk space on C: (Gb)	Free disk space on E: (%)	Total disk space on E: (Gb)	Used disk space on E: (Gb)
3/28/2026	47	179	95	48	700	364
3/27/2026	47	179	95	48	700	361
3/26/2026	47	179	95	48	700	361
3/25/2026	47	179	95	48	700	361
3/24/2026	47	179	96	48	700	361
3/23/2026	46	179	97	48	700	361
3/22/2026	46	179	97	48	700	362

# Weekly SLA Customer Report

Customer NIX\_Production  
Database ID 51



## Harddisk Usage NIX\_PRD\_ABSDB01

	Free disk space on C: (%)	Total disk space on C: (Gb)	Used disk space on C: (Gb)	Free disk space on D: (%)	Total disk space on D: (Gb)	Used disk space on D: (Gb)	Free disk space on E: (%)	Total disk space on E: (Gb)	Used disk space on E: (Gb)	Free disk space on H: (%)
3/28/2026	38	554	345	19	654	531	35	605	395	56
3/27/2026	38	554	345	19	654	531	35	605	393	58
3/26/2026	38	554	345	19	654	531	35	605	393	58
3/25/2026	38	554	345	19	654	531	35	605	392	58
3/24/2026	38	554	345	19	654	531	35	605	392	54
3/23/2026	37	554	347	19	654	531	35	605	392	59
3/22/2026	38	554	346	19	654	531	35	605	395	58

## Harddisk Usage NIX\_PRD\_ABSDB02

	Free disk space on C: (%)	Total disk space on C: (Gb)	Used disk space on C: (Gb)	Free disk space on D: (%)	Total disk space on D: (Gb)	Used disk space on D: (Gb)	Free disk space on E: (%)	Total disk space on E: (Gb)	Used disk space on E: (Gb)	Total disk space on H: (Gb)
3/28/2026	84	574	91	15	588	501	42	684	395	6
3/27/2026	84	574	90	15	588	501	43	684	393	6
3/26/2026	82	574	102	15	588	501	42	684	395	6
3/25/2026	84	574	90	15	588	501	43	684	392	6
3/24/2026	84	574	90	15	588	501	43	684	392	6
3/23/2026	84	574	90	15	588	501	43	684	392	6
3/22/2026	84	574	90	15	588	501	42	684	394	6

# Weekly SLA Customer Report

Customer NIX\_Production  
Database ID 51



Harddisk Usage NIX\_PRD\_ABSWEB02

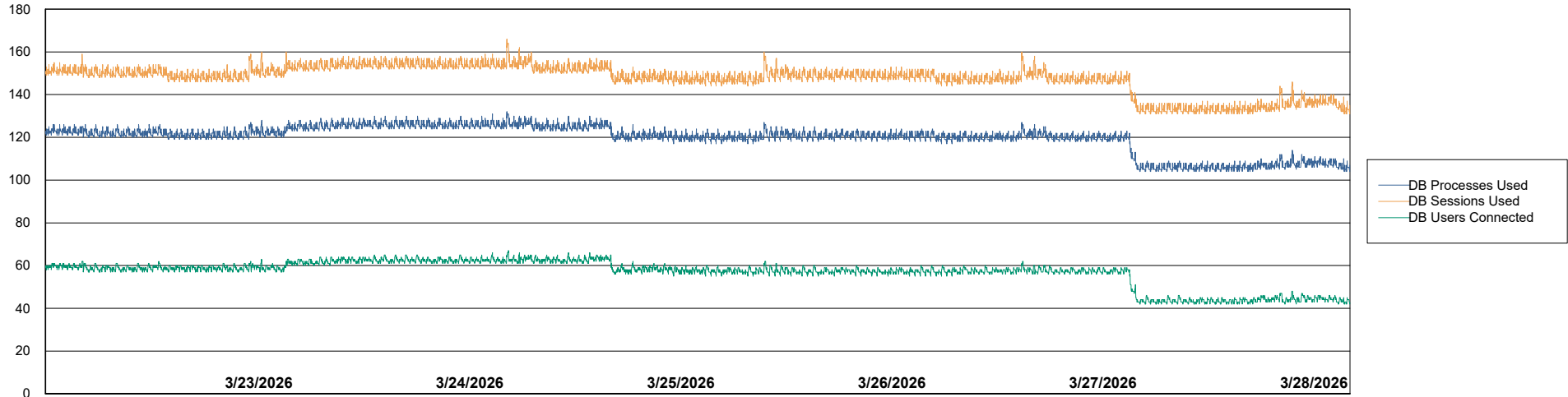
	Free disk space on C: (%)	Total disk space on C: (Gb)	Used disk space on C: (Gb)
3/28/2026	74	300	77
3/27/2026	74	300	77
3/26/2026	74	300	77
3/25/2026	74	300	78
3/24/2026	74	300	78
3/23/2026	74	300	79
3/22/2026	74	300	79

# Weekly SLA Customer Report

Customer NIX\_Production  
Database ID 51



## Database Performance NIX\_PRD\_ABSBI\_ABS1

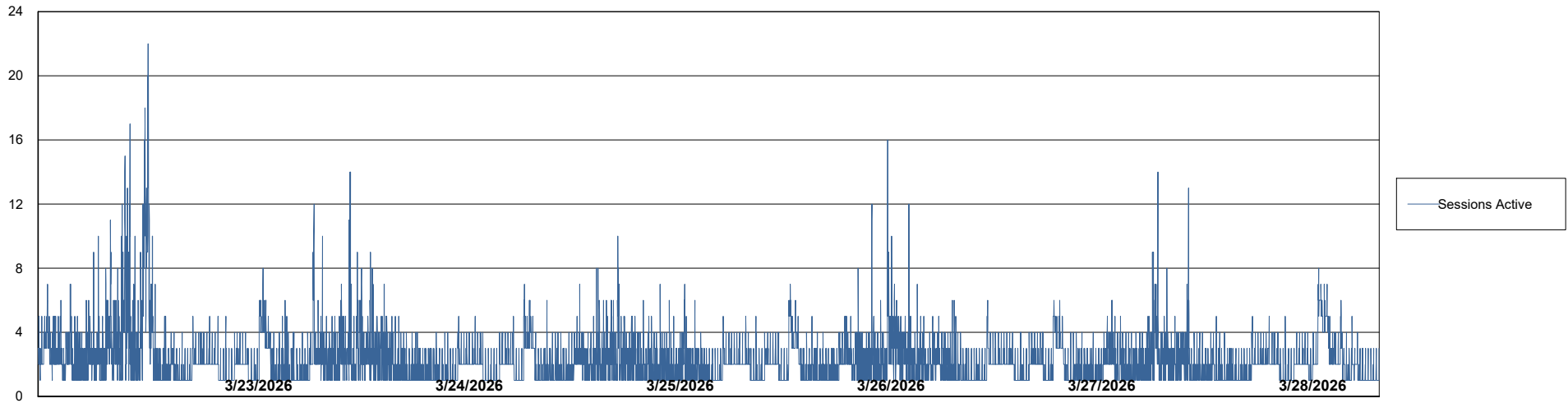
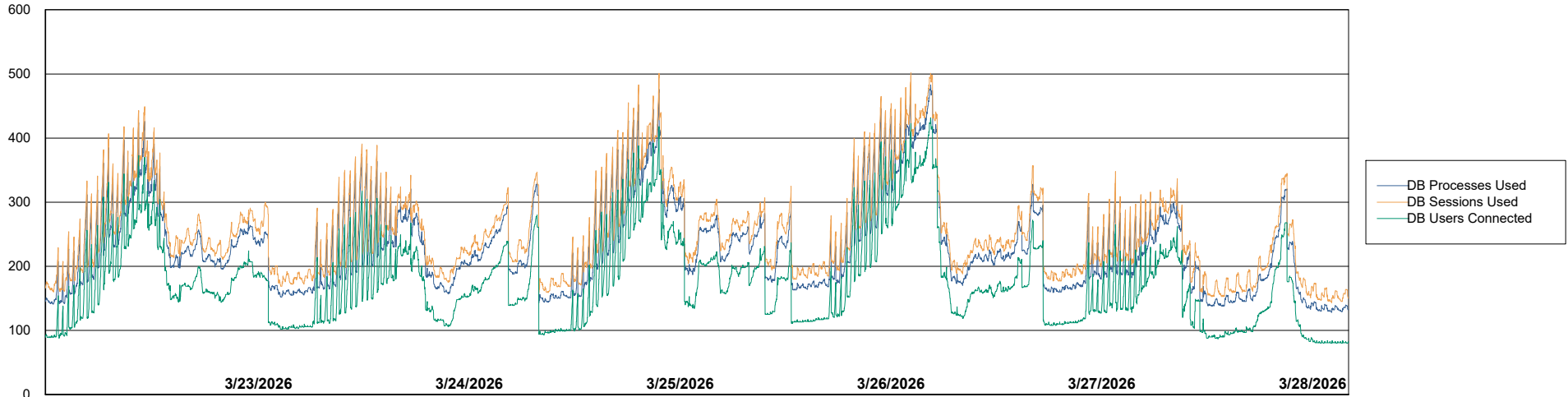


# Weekly SLA Customer Report

Customer NIX\_Production  
Database ID 51



## Database Performance NIX\_PRD\_ABSD01\_ABS1



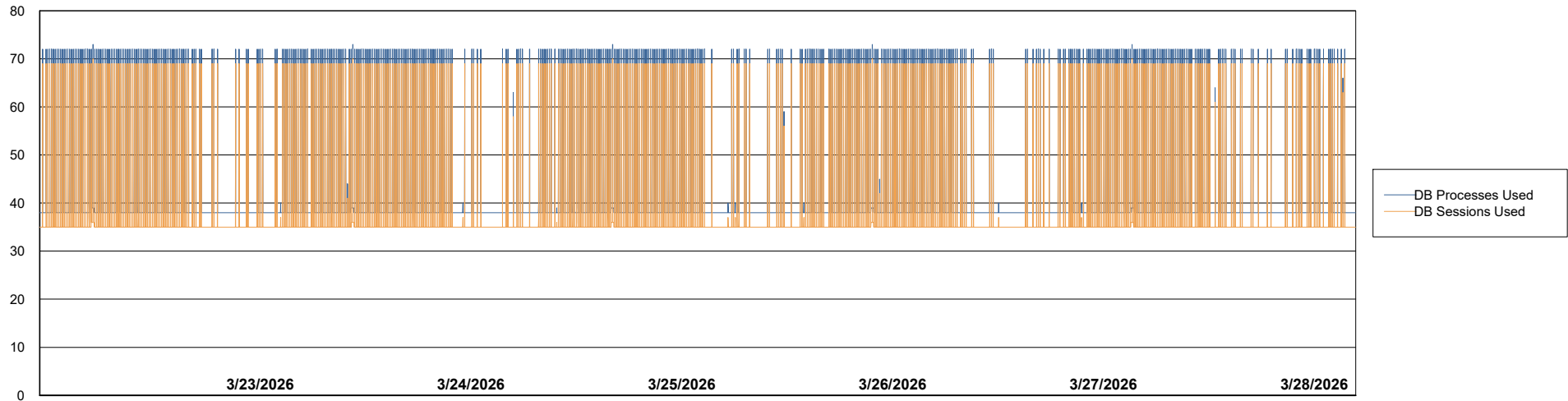
# Weekly SLA Customer Report

Customer NIX\_Production  
Database ID 51



Database Performance NIX\_PRD\_ABSD02\_HSBABS1

DB Processes Max 300



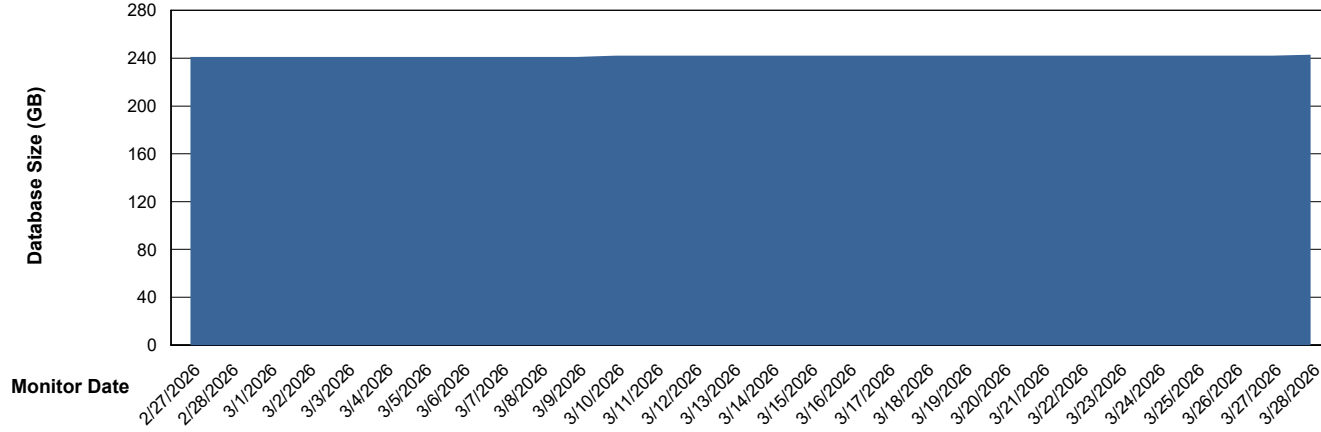
# Weekly SLA Customer Report

Customer NIX\_Production  
Database ID 51



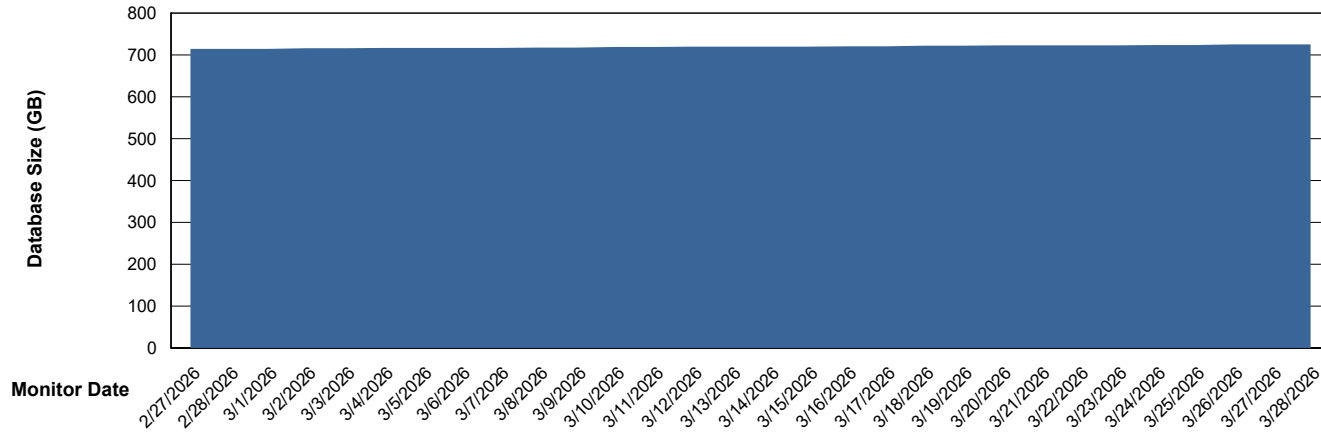
DATABASE SIZE NIX\_PRD\_ABSBI\_ABS1

### Database growth over last month



DATABASE SIZE NIX\_PRD\_ABSDB01\_ABS1

### Database growth over last month



# Weekly SLA Customer Report

Customer NIX\_Production  
 Database ID 51



Database Tablespace NIX\_PRD\_ABSBI\_ABS1

Date	Tablespace Name	MaxFilesize (Gb)	Usedsize (Gb)	Percentage free
3/28/2026	ABSDATA	128	104	19
	INDX	160	137	14
3/27/2026	ABSDATA	128	104	19
	INDX	160	137	14
3/26/2026	ABSDATA	128	104	19
	INDX	160	137	14
3/25/2026	ABSDATA	128	104	19
	INDX	160	137	14
3/24/2026	ABSDATA	128	104	19
	INDX	160	137	14
3/23/2026	ABSDATA	128	104	19
	INDX	160	137	14
3/22/2026	ABSDATA	128	104	19
	INDX	160	137	14

# Weekly SLA Customer Report

Customer NIX\_Production  
 Database ID 51



Database Tablespace NIX\_PRD\_ABSD01\_ABS1

Date	Tablespace Name	MaxFilesize (Gb)	Usedsize (Gb)	Percentage free
3/28/2026	ABSDATA	448	388	13
	INDX	416	309	26
3/27/2026	ABSDATA	448	388	13
	INDX	416	309	26
3/26/2026	ABSDATA	448	388	13
	INDX	416	309	26
3/25/2026	ABSDATA	448	387	14
	INDX	416	309	26
3/24/2026	ABSDATA	448	387	14
	INDX	416	309	26
3/23/2026	ABSDATA	448	386	14
	INDX	416	309	26
3/22/2026	ABSDATA	448	386	14
	INDX	416	309	26

BI Status and last ETL error for NIX\_PRD\_ABSBI\_ABS1

	Mon 23/3/2026	Tue 24/3/2026	Wed 25/3/2026	Thu 26/3/2026	Fri 27/3/2026	Sat 28/3/2026
<b>ABS DataWarehouse ETL Health</b>	OK	OK	OK	OK	OK	OK
<b>ABS DWHStaging ETL Health</b>	OK	OK	OK	OK	OK	OK

# Weekly SLA Customer Report

Customer NIX\_Production  
Database ID 51



BI last ETL error for	NIX_PRD_ABSBI_ABS1
-----------------------	--------------------

Sun, 22-03-2026	None
Tue, 24-03-2026	None
Tue, 24-03-2026	None
Thu, 26-03-2026	None
Sat, 28-03-2026	None
Wed, 25-03-2026	None
Sat, 28-03-2026	None
Mon, 23-03-2026	None
Fri, 27-03-2026	None
Sun, 22-03-2026	None
Mon, 23-03-2026	None
Thu, 26-03-2026	None
Wed, 25-03-2026	None
Fri, 27-03-2026	None

# Weekly SLA Customer Report

Customer NIX\_Production  
Database ID 51



Standby Database Health NIX\_Production

## Recovery lag for last 7 days



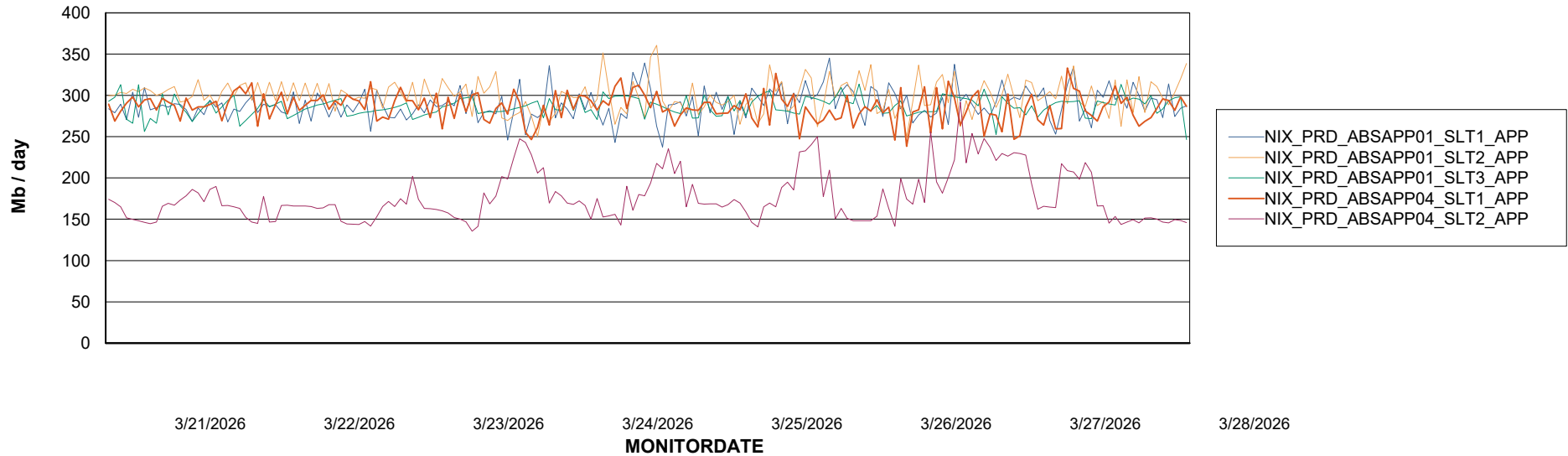
# Weekly SLA Customer Report

Customer NIX\_Production  
Database ID 51

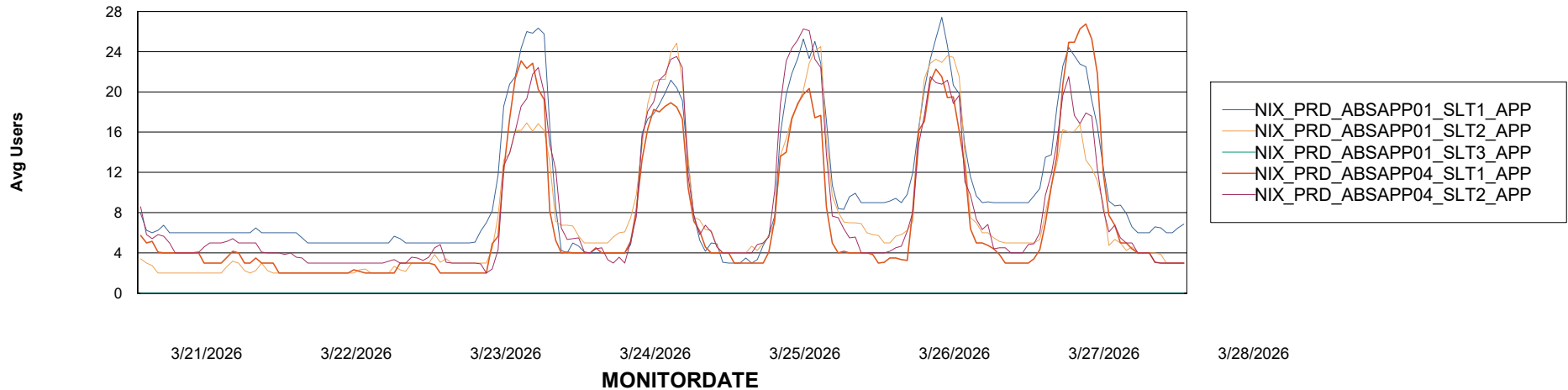


## ABSSolute Application Server Services

### Avg memory used per ABS Server Service



### Avg users per day per ABS server



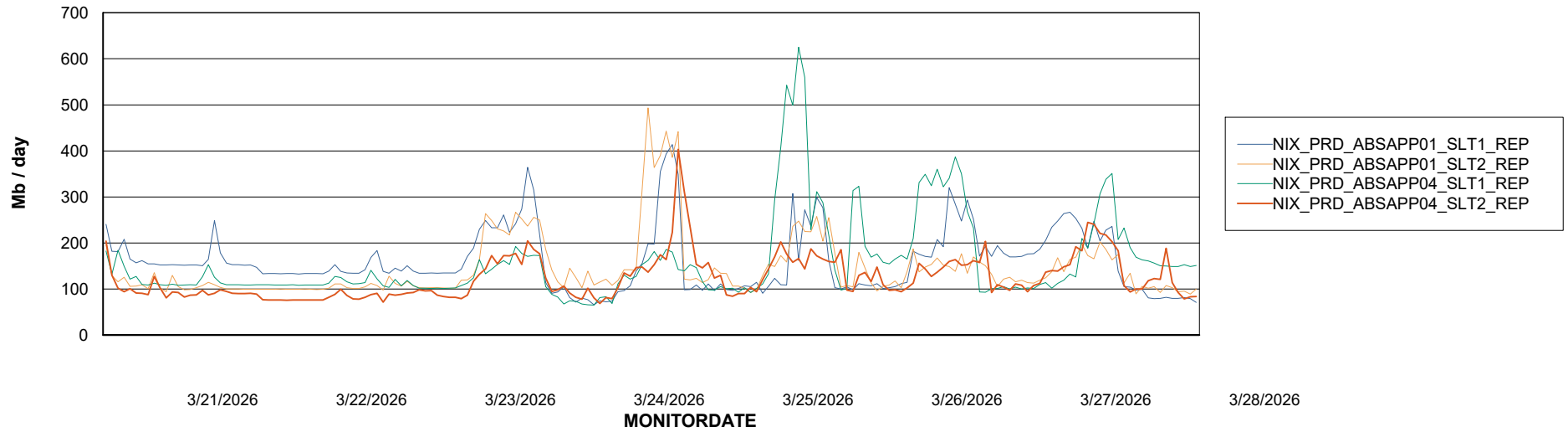
# Weekly SLA Customer Report

Customer NIX\_Production  
Database ID 51



## ABSSolute Application ReportServer Services

### Avg memory used per ReportServer Service



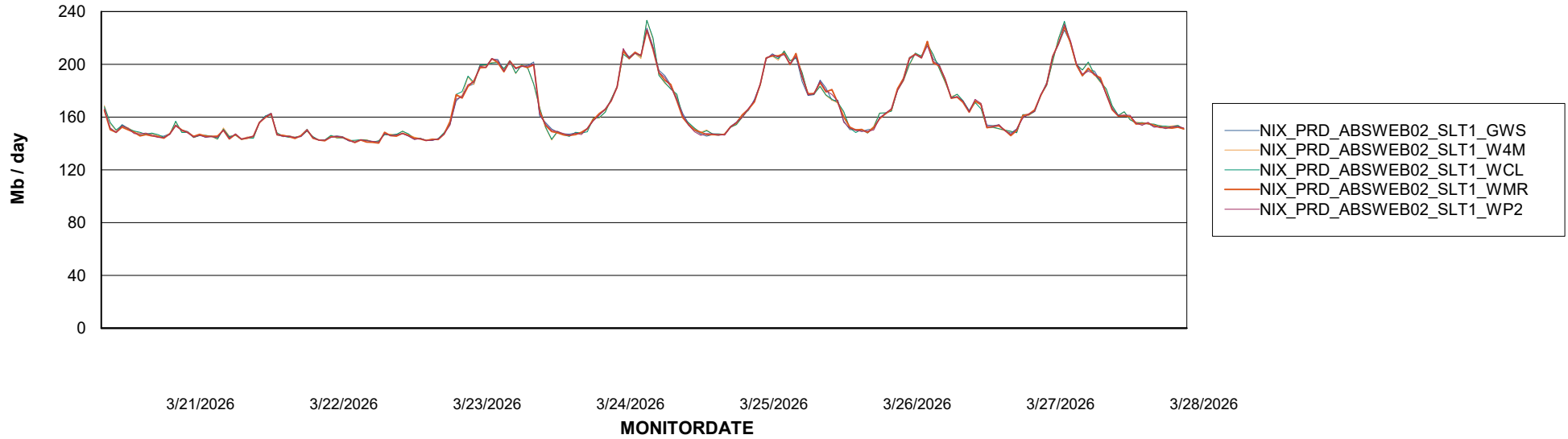
# Weekly SLA Customer Report

Customer NIX\_Production  
Database ID 51



## ABSolute Web Component Services

### Avg memory used per ABS Web component



# Weekly SLA Customer Report

Customer NIX\_Production  
Database ID 51



## Disaster per ABS component

