

Weekly SLA Customer Report

Customer LLG_Production
Database ID 148



Harddisk Usage LLG_ABSAPPS01

	Free disk space on C: (%)	Total disk space on C: (Gb)	Used disk space on C: (Gb)	Free disk space on D: (%)	Total disk space on D: (Gb)	Used disk space on D: (Gb)
3/28/2026	75	500	126	98	393	8
3/27/2026	75	500	126	98	393	8
3/26/2026	75	500	126	98	393	8
3/25/2026	75	500	126	98	393	8
3/24/2026	75	500	125	98	393	8
3/23/2026	75	500	125	98	393	8
3/22/2026	75	500	125	98	393	8

Harddisk Usage LLG_ABSApps02

	Free disk space on C: (%)	Total disk space on C: (Gb)	Used disk space on C: (Gb)	Free disk space on D: (%)	Total disk space on D: (Gb)	Used disk space on D: (Gb)
3/28/2026	89	500	56	96	393	17
3/27/2026	89	500	56	96	393	17
3/26/2026	89	500	56	96	393	17
3/25/2026	89	500	56	96	393	17
3/24/2026	89	500	57	96	393	17
3/23/2026	88	500	58	96	393	17
3/22/2026	89	500	57	96	393	17

Weekly SLA Customer Report

Customer LLG_Production
Database ID 148



Harddisk Usage LLG_ABSBI01

	Free disk space on C: (%)	Total disk space on C: (Gb)	Used disk space on C: (Gb)	Free disk space on D: (%)	Total disk space on D: (Gb)	Used disk space on D: (Gb)
3/28/2026	82	446	82	88	2,681	322
3/27/2026	82	446	82	88	2,681	321
3/26/2026	82	446	82	88	2,681	321
3/25/2026	82	446	82	88	2,681	321
3/24/2026	82	446	82	88	2,681	321
3/23/2026	82	446	81	88	2,681	321
3/22/2026	82	446	81	88	2,681	321

Harddisk Usage LLG_ABSDB01

	Free disk space on C: (%)	Total disk space on C: (Gb)	Used disk space on C: (Gb)	Free disk space on D: (%)	Total disk space on D: (Gb)	Used disk space on D: (Gb)	Free disk space on E: (%)	Total disk space on E: (Gb)	Used disk space on E: (Gb)
3/28/2026	86	446	62	68	1,605	519	65	1,077	381
3/27/2026	86	446	62	68	1,605	519	65	1,077	378
3/26/2026	86	446	62	68	1,605	519	65	1,077	378
3/25/2026	86	446	61	68	1,605	519	65	1,077	378
3/24/2026	86	446	61	68	1,605	519	65	1,077	378
3/23/2026	86	446	61	68	1,605	519	64	1,077	382
3/22/2026	86	446	61	68	1,605	519	63	1,077	393

Weekly SLA Customer Report

Customer LLG_Production
 Database ID 148



Harddisk Usage LLG_ABSDB02

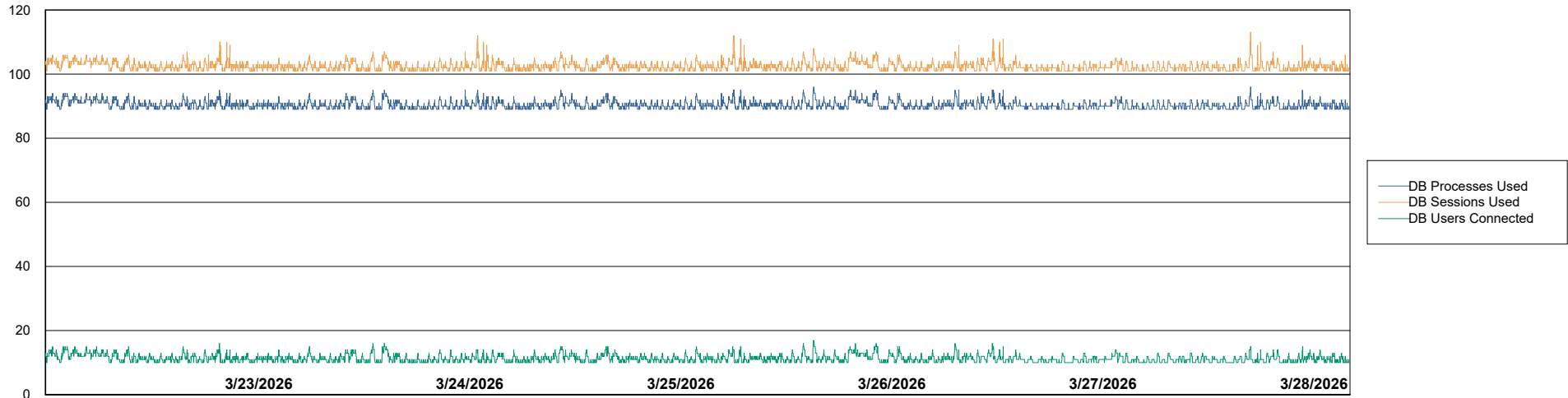
	Free disk space on C: (%)	Total disk space on C: (Gb)	Used disk space on C: (Gb)	Free disk space on D: (%)	Total disk space on D: (Gb)	Used disk space on D: (Gb)	Free disk space on E: (%)	Total disk space on E: (Gb)	Used disk space on E: (Gb)
3/28/2026	19	446	363	60	1,605	650	99	1,077	11
3/27/2026	19	446	363	60	1,605	650	99	1,077	10
3/26/2026	19	446	363	60	1,605	650	98	1,077	20
3/25/2026	19	446	363	60	1,605	650	78	1,077	239
3/24/2026	19	446	363	60	1,605	650	43	1,077	613
3/23/2026	18	446	365	60	1,605	650	42	1,077	627
3/22/2026	19	446	362	60	1,605	650	42	1,077	629

Weekly SLA Customer Report

Customer LLG_Production
Database ID 148



Database Performance LLG_ABSBI01_BI_PROD_ABS1

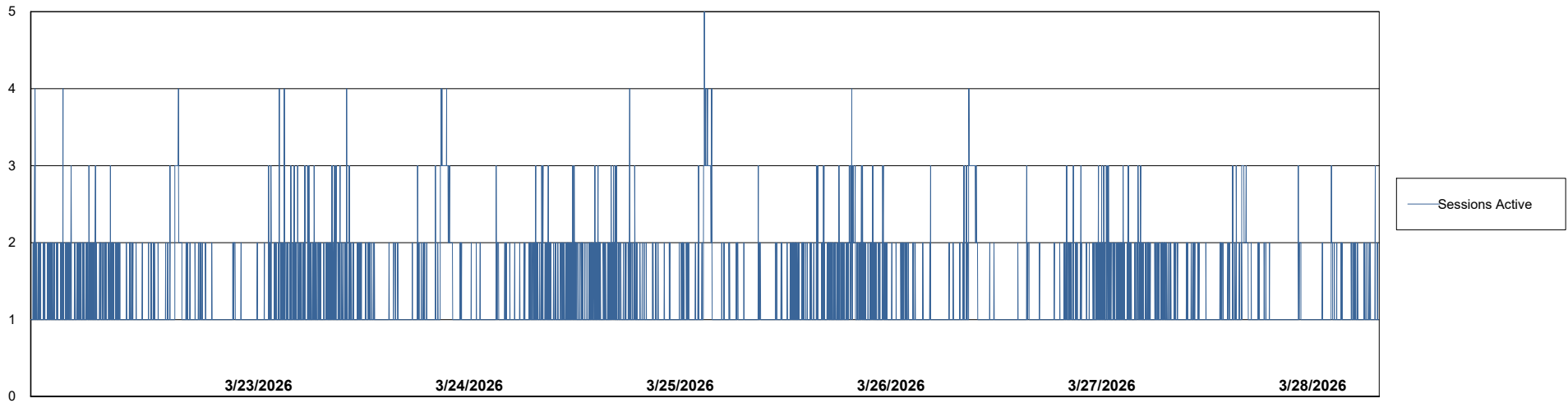
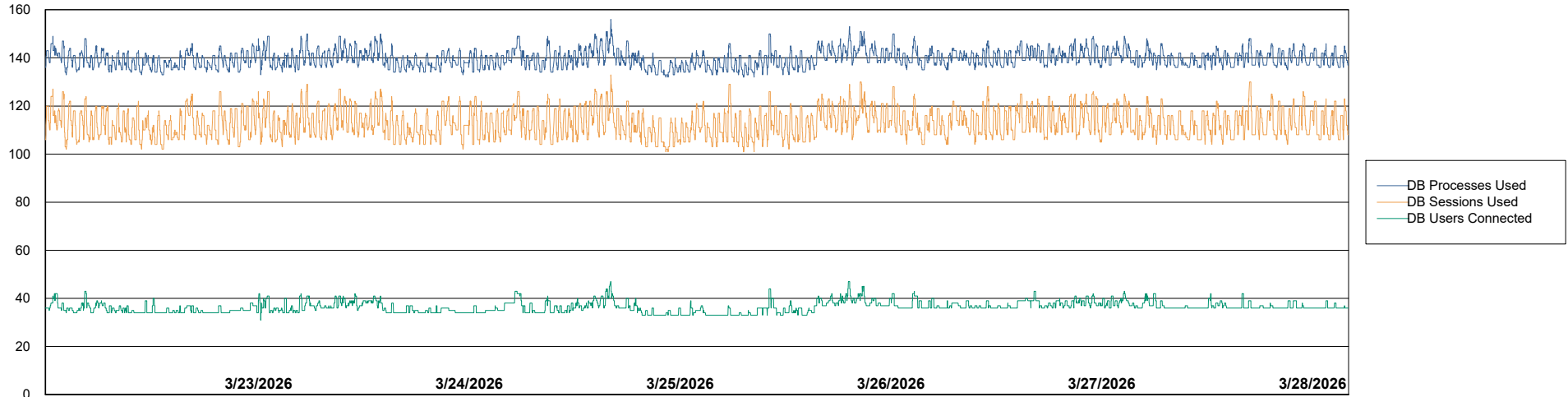


Weekly SLA Customer Report

Customer LLG_Production
Database ID 148



Database Performance LLG_ABSDB01_PROD_ABS1



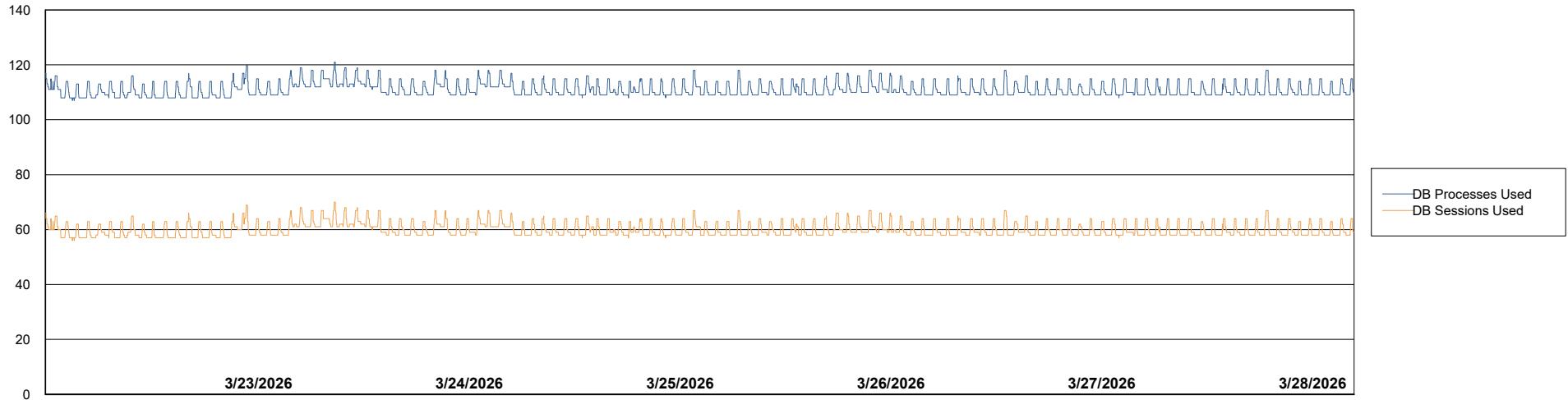
Weekly SLA Customer Report

Customer LLG_Production
Database ID 148



Database Performance LLG_ABSDB02_PROD_HSBABS1

DB Processes Max 300
DB Processes Max 0
DB Processes Max 4



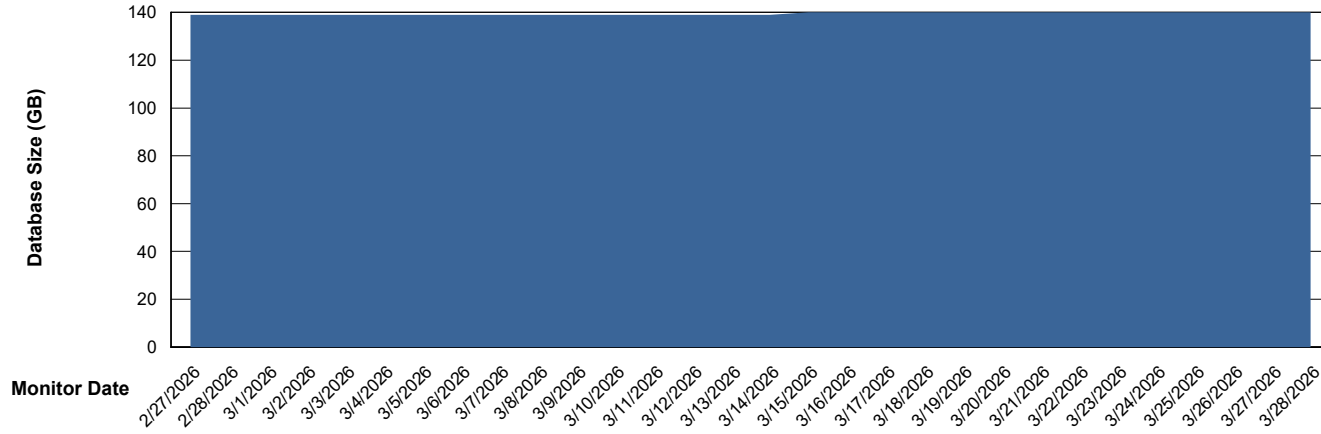
Weekly SLA Customer Report

Customer LLG_Production
Database ID 148



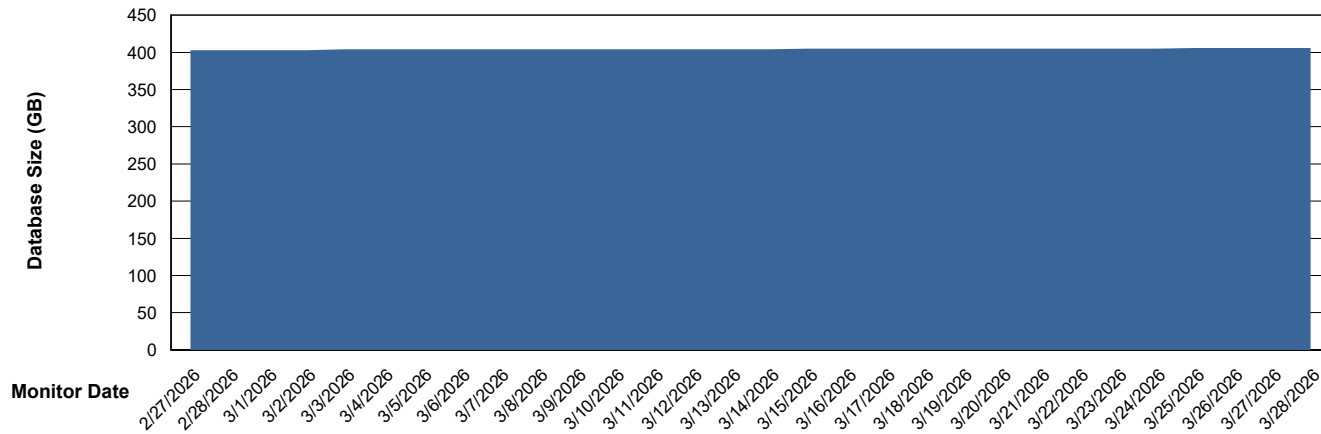
DATABASE SIZE LLG_ABSBI01_BI_PROD_ABS1

Database growth over last month



DATABASE SIZE LLG_ABSDB01_PROD_ABS1

Database growth over last month



Weekly SLA Customer Report

Customer LLG_Production
 Database ID 148



Database Tablespace LLG_ABSBI01_BI_PROD_ABS1

Date	Tablespace Name	MaxFilesize (Gb)	Usedsize (Gb)	Percentage free
3/28/2026	ABSDATA	128	57	55
	INDX	128	74	42
3/27/2026	ABSDATA	128	57	55
	INDX	128	74	42
3/26/2026	ABSDATA	128	57	55
	INDX	128	74	42
3/25/2026	ABSDATA	128	57	55
	INDX	128	74	42
3/24/2026	ABSDATA	128	57	55
	INDX	128	74	42
3/23/2026	ABSDATA	128	57	55
	INDX	128	74	42
3/22/2026	ABSDATA	128	57	55
	INDX	128	74	42

Weekly SLA Customer Report

Customer LLG_Production
 Database ID 148



Database Tablespace LLG_ABSD01_PROD_ABS1

Date	Tablespace Name	MaxFilesize (Gb)	Usedsize (Gb)	Percentage free
3/28/2026	ABSDATA	224	166	26
	INDX	288	225	22
3/27/2026	ABSDATA	224	166	26
	INDX	288	225	22
3/26/2026	ABSDATA	224	166	26
	INDX	288	225	22
3/25/2026	ABSDATA	224	166	26
	INDX	288	225	22
3/24/2026	ABSDATA	224	165	26
	INDX	288	225	22
3/23/2026	ABSDATA	224	165	26
	INDX	288	224	22
3/22/2026	ABSDATA	224	165	26
	INDX	288	224	22

BI Status and last ETL error for LLG_ABSBI01_BI_PROD_ABS1

	Mon 23/3/2026	Tue 24/3/2026	Wed 25/3/2026	Thu 26/3/2026	Fri 27/3/2026	Sat 28/3/2026
ABS DataWarehouse ETL Health	OK	OK	OK	OK	OK	OK
ABS DWHStaging ETL Health	OK	OK	OK	OK	OK	OK

Weekly SLA Customer Report

Customer LLG_Production
Database ID 148



BI last ETL error for	LLG_ABSBI01_BI_PROD_ABS1
-----------------------	--------------------------

Fri, 27-03-2026	None
Fri, 27-03-2026	None
Wed, 25-03-2026	None
Tue, 24-03-2026	None
Sat, 28-03-2026	None
Thu, 26-03-2026	None
Sun, 22-03-2026	None
Thu, 26-03-2026	None
Mon, 23-03-2026	None
Tue, 24-03-2026	None
Sat, 28-03-2026	None
Mon, 23-03-2026	None
Sun, 22-03-2026	None
Wed, 25-03-2026	None

Weekly SLA Customer Report

Customer LLG_Production
Database ID 148



Standby Database Health LLG_Production

Recovery lag for last 7 days



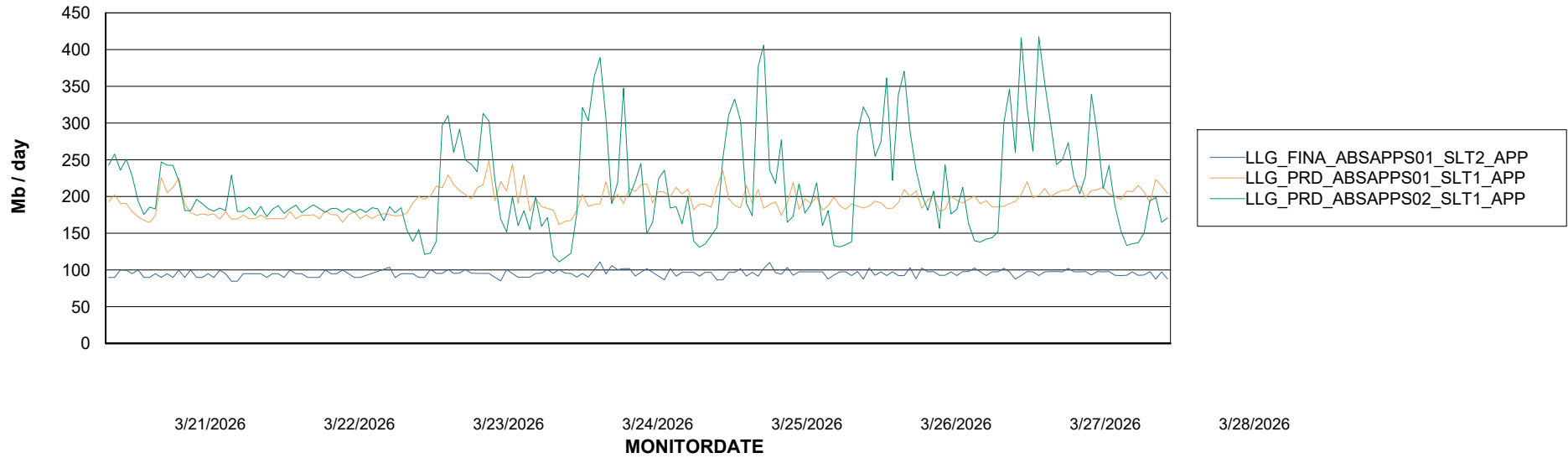
Weekly SLA Customer Report

Customer LLG_Production
Database ID 148

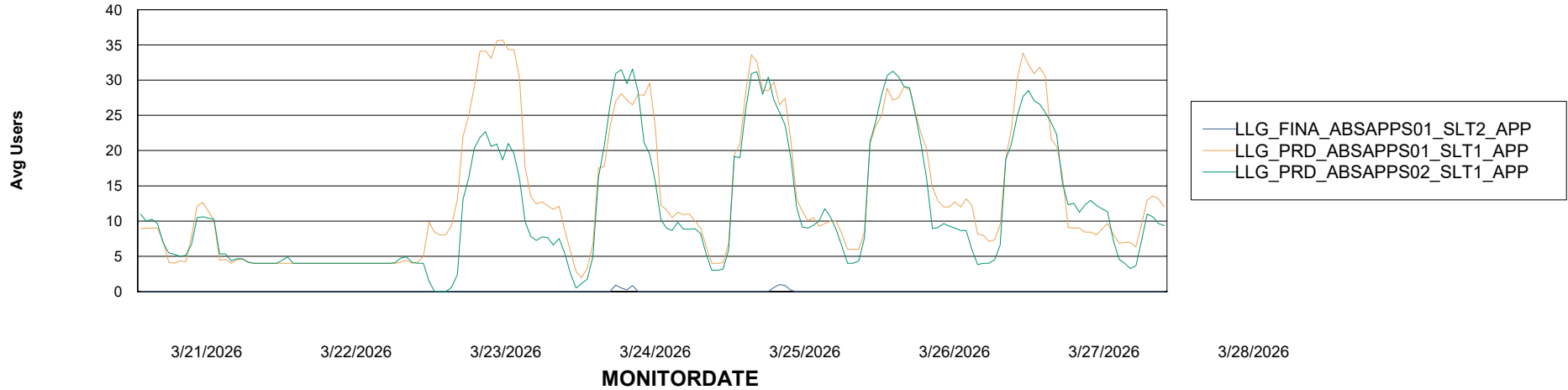


ABSSolute Application Server Services

Avg memory used per ABS Server Service



Avg users per day per ABS server



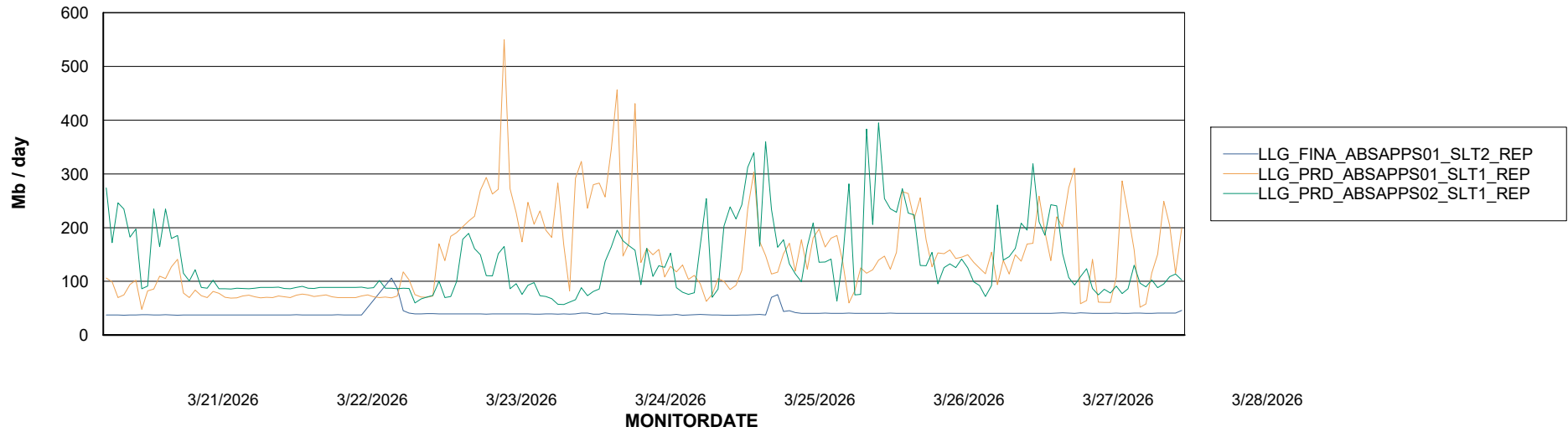
Weekly SLA Customer Report

Customer LLG_Production
Database ID 148



ABSSolute Application ReportServer Services

Avg memory used per ReportServer Service



Disaster per ABS component

