

# Weekly SLA Customer Report

Customer BNL\_Production  
Database ID 83



## Harddisk Usage BNL\_PRD\_BSNLP-VM-ABSD02

	Free disk space on C: (%)	Total disk space on C: (Gb)	Used disk space on C: (Gb)	Free disk space on D: (%)	Total disk space on D: (Gb)	Used disk space on D: (Gb)	Free disk space on E: (%)	Total disk space on E: (Gb)	Used disk space on E: (Gb)	Free disk space on F: (%)
3/28/2026	48	127	66	64	1,512	539	83	500	83	79
3/27/2026	48	127	66	63	1,512	556	82	500	91	79
3/26/2026	48	127	66	64	1,512	539	84	500	79	79
3/25/2026	48	127	66	68	1,512	480	87	500	66	79
3/24/2026	48	127	66	68	1,512	486	87	500	63	79
3/23/2026	48	127	66	68	1,512	483	85	500	74	79
3/22/2026	48	127	65	68	1,512	483	87	500	67	79

## Harddisk Usage BNL\_PRD\_BSNLP-VM-ABSD03

	Free disk space on C: (%)	Total disk space on C: (Gb)	Used disk space on C: (Gb)	Free disk space on D: (%)	Total disk space on D: (Gb)	Used disk space on D: (Gb)	Free disk space on E: (%)	Total disk space on E: (Gb)	Used disk space on E: (Gb)	Free disk space on F: (%)
3/28/2026	51	127	62	77	1,512	346	75	500	123	79
3/27/2026	51	127	62	75	1,512	378	75	500	126	79
3/26/2026	51	127	62	76	1,512	356	75	500	126	79
3/25/2026	51	127	62	80	1,512	303	75	500	125	79
3/24/2026	51	127	62	80	1,512	303	75	500	127	79
3/23/2026	51	127	62	80	1,512	305	73	500	134	79
3/22/2026	51	127	62	80	1,512	305	74	500	131	79

# Weekly SLA Customer Report

Customer BNL\_Production  
 Database ID 83



Harddisk Usage BNL\_PRD\_BSNLP-VM-ABSO01

	Free disk space on C: (%)	Total disk space on C: (Gb)	Used disk space on C: (Gb)	Free disk space on D: (%)	Total disk space on D: (Gb)	Used disk space on D: (Gb)
3/28/2026	90	255	26	88	16	2
3/27/2026	90	255	25	88	16	2
3/26/2026	90	255	25	88	16	2
3/25/2026	90	255	26	88	16	2
3/24/2026	90	255	25	88	16	2
3/23/2026	90	255	25	88	16	2
3/22/2026	90	255	25	88	16	2

Harddisk Usage BNL\_PRD\_bsnlp-vm-absw01

	Free disk space on C: (%)	Total disk space on C: (Gb)	Used disk space on C: (Gb)	Free disk space on D: (%)	Total disk space on D: (Gb)	Used disk space on D: (Gb)	Free disk space on E: (%)	Total disk space on E: (Gb)	Used disk space on E: (Gb)
3/28/2026	76	127	30	97	128	4	91	16	1
3/27/2026	76	127	30	97	128	4	91	16	1
3/26/2026	76	127	30	97	128	4	91	16	1
3/25/2026	76	127	30	97	128	4	91	16	1
3/24/2026	76	127	30	97	128	4	91	16	1
3/23/2026	76	127	30	97	128	4	91	16	1
3/22/2026	76	127	30	97	128	4	91	16	1

# Weekly SLA Customer Report

Customer BNL\_Production  
Database ID 83



## Harddisk Usage BNL\_PRD\_vm-absa01

	Free disk space on C: (%)	Total disk space on C: (Gb)	Used disk space on C: (Gb)	Free disk space on D: (%)	Total disk space on D: (Gb)	Used disk space on D: (Gb)	Free disk space on E: (%)	Total disk space on E: (Gb)	Used disk space on E: (Gb)
3/28/2026	66	127	43	93	127	9	92	64	5
3/27/2026	66	127	43	93	127	9	92	64	5
3/26/2026	66	127	43	93	127	9	92	64	5
3/25/2026	66	127	43	93	127	9	92	64	5
3/24/2026	66	127	43	93	127	9	92	64	5
3/23/2026	66	127	43	93	127	9	92	64	5
3/22/2026	66	127	43	93	127	9	92	64	5

## Harddisk Usage BNL\_PRD\_vm-absa02

	Free disk space on C: (%)	Total disk space on C: (Gb)	Used disk space on C: (Gb)	Free disk space on D: (%)	Total disk space on D: (Gb)	Used disk space on D: (Gb)	Free disk space on E: (%)	Total disk space on E: (Gb)	Used disk space on E: (Gb)
3/28/2026	72	127	36	89	127	14	92	64	5
3/27/2026	72	127	36	89	127	14	92	64	5
3/26/2026	72	127	36	89	127	14	92	64	5
3/25/2026	72	127	36	89	127	14	92	64	5
3/24/2026	72	127	36	89	127	14	92	64	5
3/23/2026	72	127	36	89	127	14	92	64	5
3/22/2026	72	127	36	89	127	14	92	64	5

# Weekly SLA Customer Report

Customer BNL\_Production  
 Database ID 83



Harddisk Usage BNL\_PRD\_vm-absa03

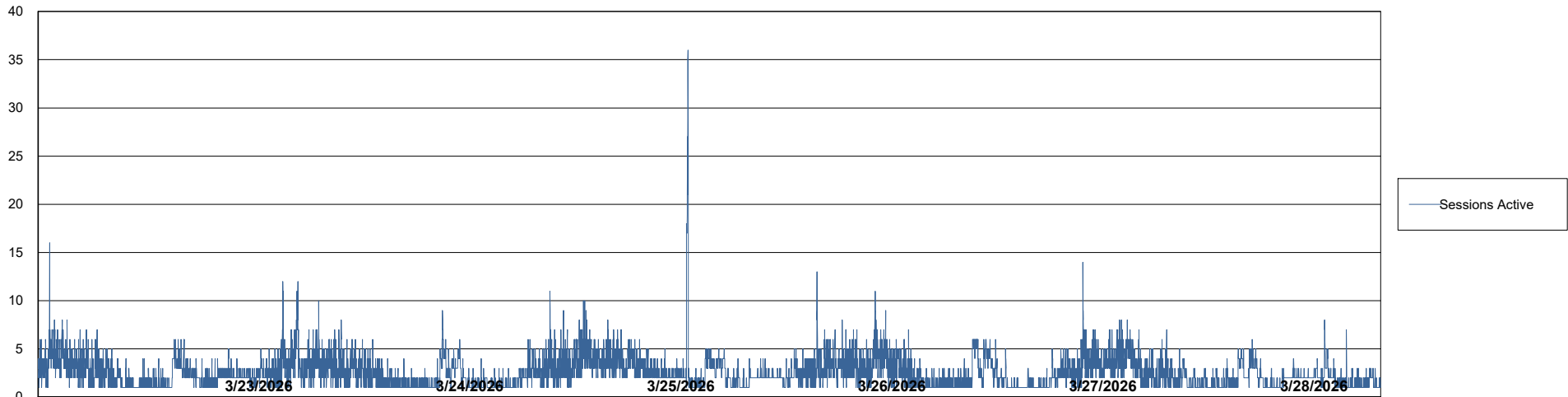
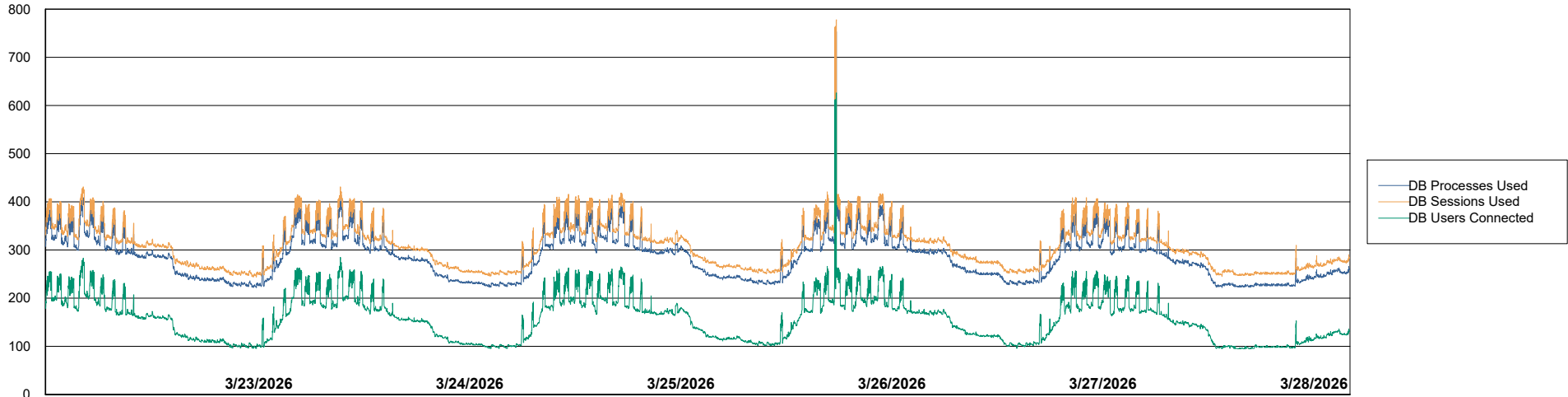
	Free disk space on C: (%)	Total disk space on C: (Gb)	Used disk space on C: (Gb)	Free disk space on D: (%)	Total disk space on D: (Gb)	Used disk space on D: (Gb)	Free disk space on E: (%)	Total disk space on E: (Gb)	Used disk space on E: (Gb)
3/28/2026	58	127	53	60	127	51	92	64	5
3/27/2026	58	127	53	60	127	51	92	64	5
3/26/2026	58	127	53	60	127	51	92	64	5
3/25/2026	58	127	53	60	127	51	92	64	5
3/24/2026	58	127	53	60	127	51	92	64	5
3/23/2026	58	127	53	60	127	51	92	64	5
3/22/2026	58	127	53	60	127	51	92	64	5

# Weekly SLA Customer Report

Customer BNL\_Production  
Database ID 83



## Database Performance BNLDB\_Production



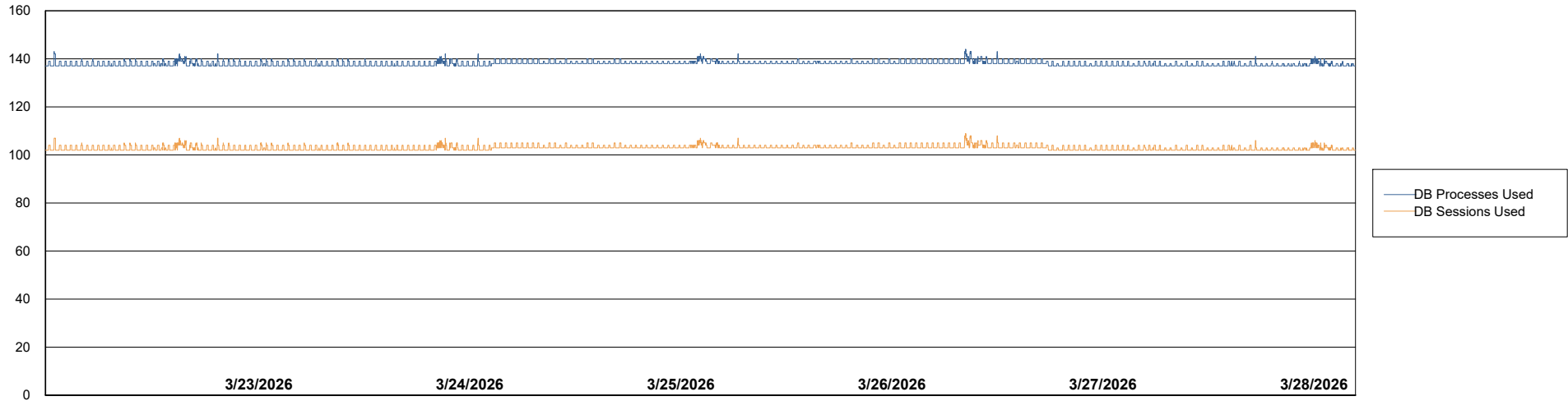
# Weekly SLA Customer Report

Customer BNL\_Production  
Database ID 83



## Database Performance BNLDB\_Standby

DB Processes Max 0  
DB Processes Max 4  
DB Processes Max 1,000



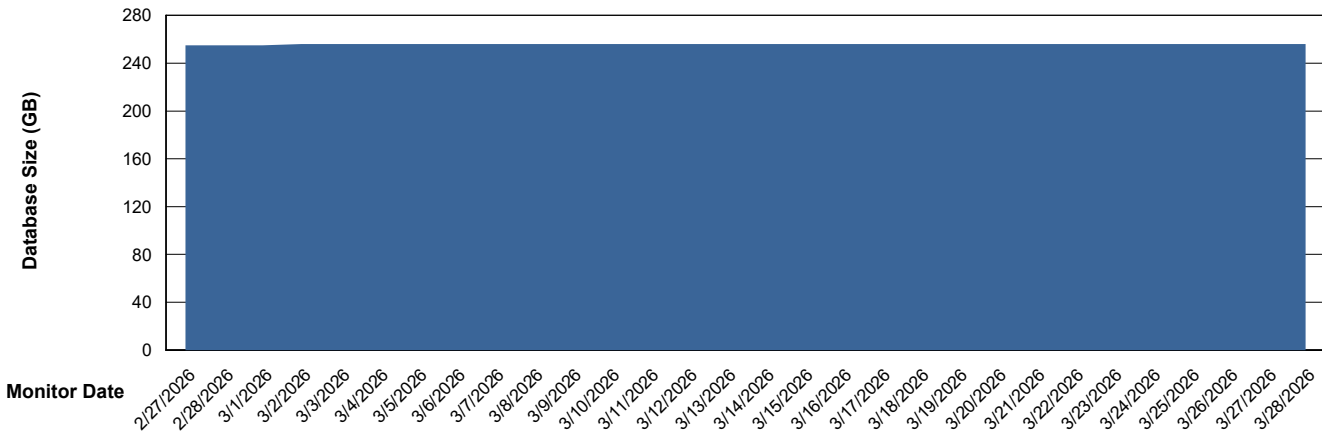
# Weekly SLA Customer Report

Customer BNL\_Production  
 Database ID 83



DATABASE SIZE BNLDB\_Production

Database growth over last month



Database Tablespace BNLDB\_Production

Date	Tablespace Name	MaxFilesize (Gb)	Usedsize (Gb)	Percentage free
3/28/2026	ABSDATA	320	72	78
	INDX	320	175	45
3/27/2026	ABSDATA	320	72	78
	INDX	320	175	45
3/26/2026	ABSDATA	320	72	78
	INDX	320	175	45
3/25/2026	ABSDATA	320	72	78
	INDX	320	175	45
3/24/2026	ABSDATA	320	72	78
	INDX	320	175	45
3/23/2026	ABSDATA	320	72	78
	INDX	320	175	45
3/22/2026	ABSDATA	320	72	78
	INDX	320	175	45

# Weekly SLA Customer Report

Customer BNL\_Production  
Database ID 83



Standby Database Health      BNL\_Production

## Recovery lag for last 7 days



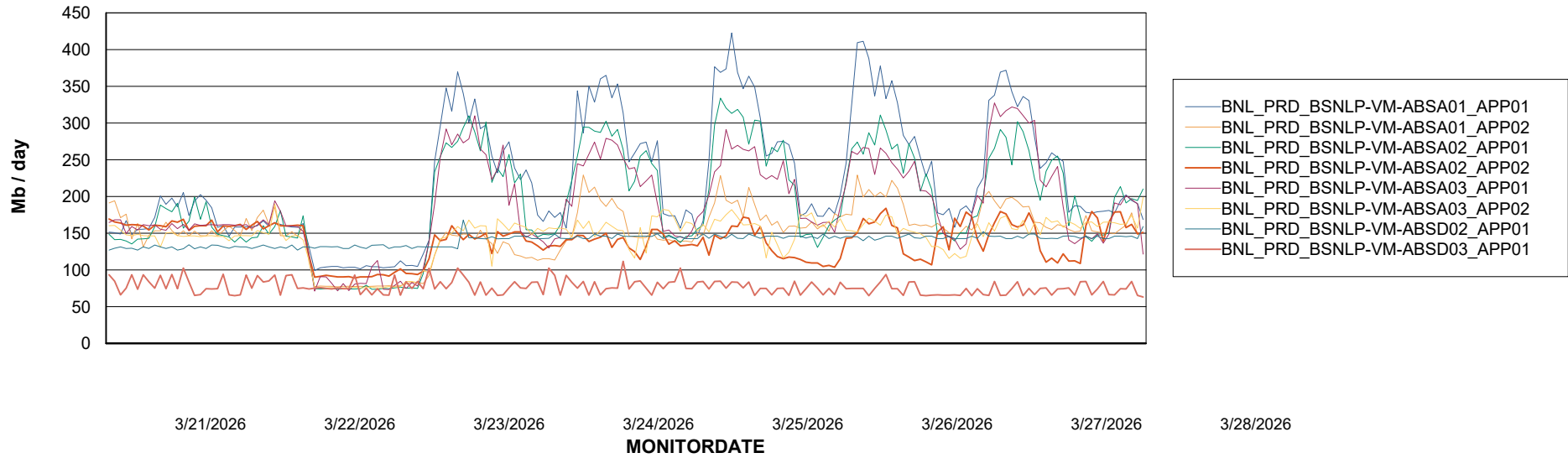
# Weekly SLA Customer Report

Customer BNL\_Production  
Database ID 83

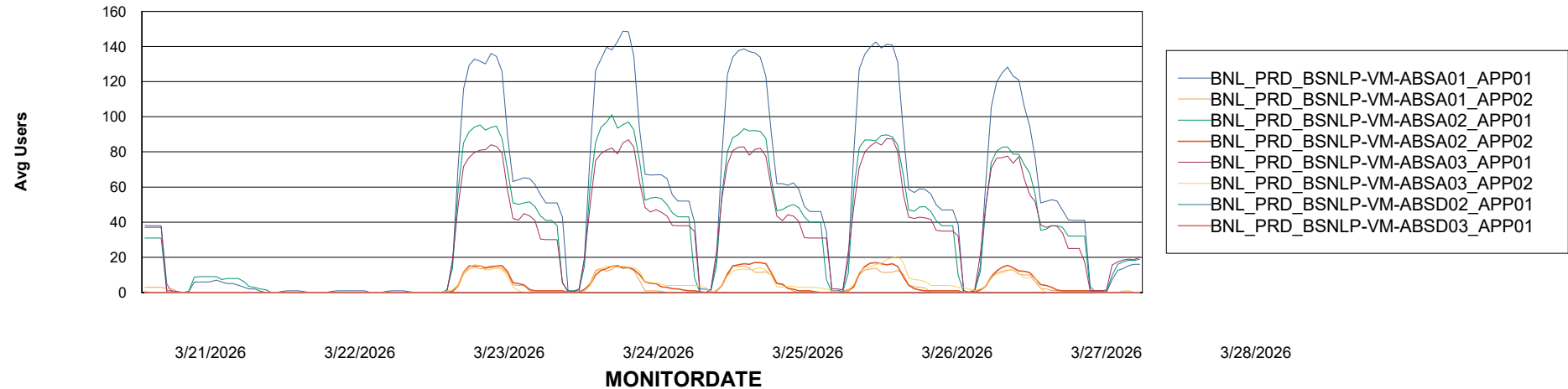


## ABSSolute Application Server Services

### Avg memory used per ABS Server Service



### Avg users per day per ABS server



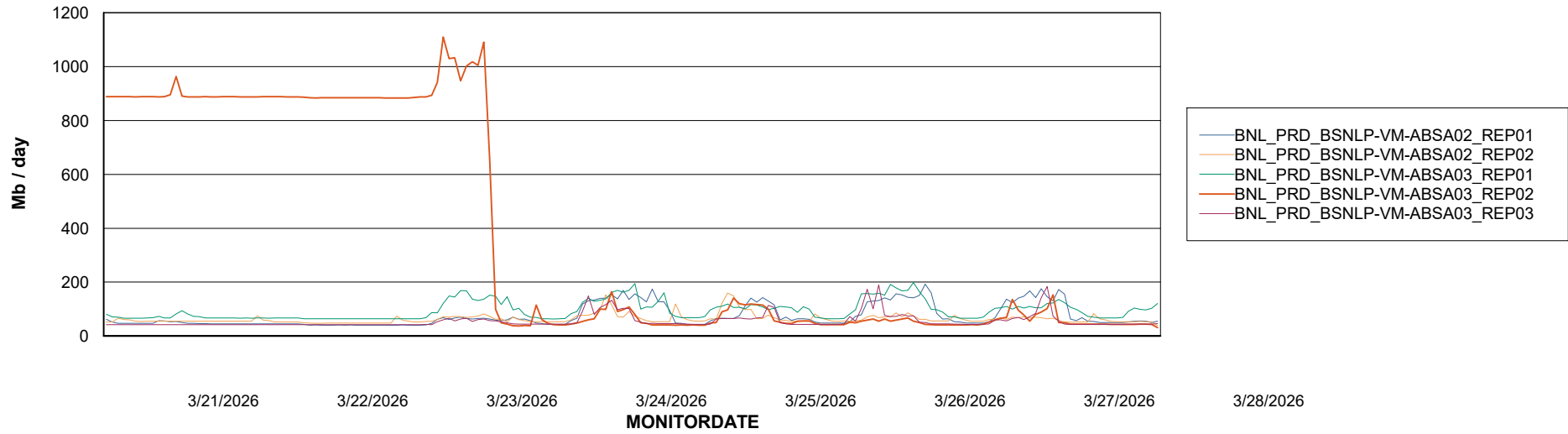
# Weekly SLA Customer Report

Customer BNL\_Production  
Database ID 83



## ABSSolute Application ReportServer Services

### Avg memory used per ReportServer Service



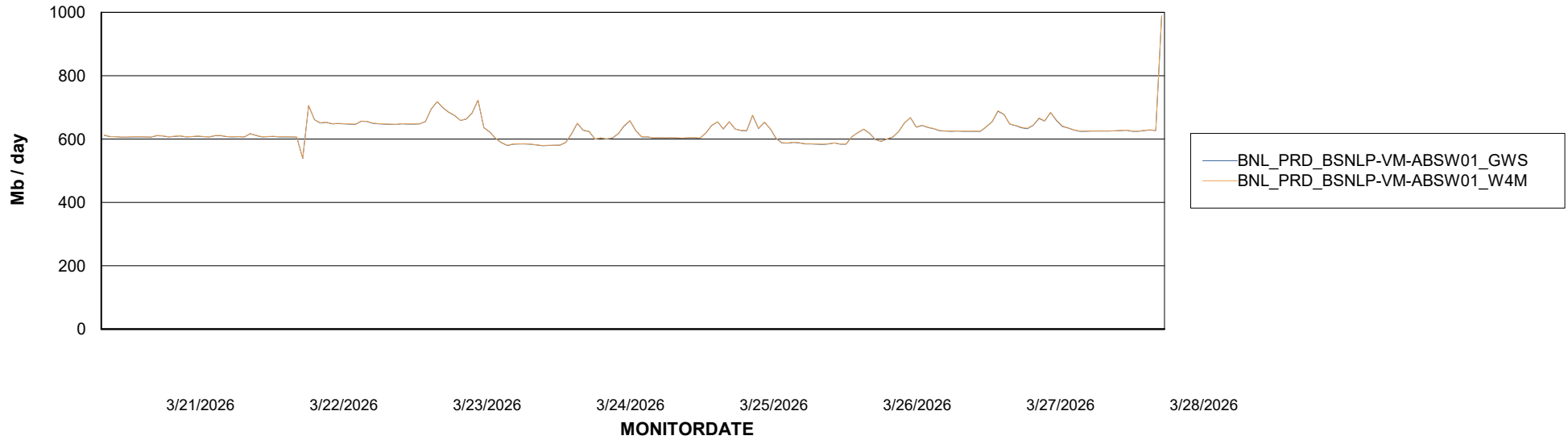
# Weekly SLA Customer Report

Customer BNL\_Production  
Database ID 83



## ABSSolute Web Component Services

### Avg memory used per ABS Web component



# Weekly SLA Customer Report

Customer BNL\_Production  
Database ID 83



## Disaster per ABS component

