

Weekly SLA Customer Report

Customer LSS_CHINA_Production
Database ID 202



Harddisk Usage LSS_CHINA_PRD_LIAZCNABSAPPL1

	Free disk space on C: (%)	Total disk space on C: (Gb)	Used disk space on C: (Gb)	Free disk space on D: (%)	Total disk space on D: (Gb)	Used disk space on D: (Gb)
3/21/2026	27	127	92	73	64	17
3/20/2026	27	127	92	73	64	17
3/19/2026	27	127	92	73	64	17
3/18/2026	27	127	92	73	64	17
3/17/2026	27	127	92	73	64	17
3/16/2026	28	127	91	73	64	17
3/15/2026	28	127	91	73	64	17

Harddisk Usage LSS_CHINA_PRD_LIAZCNABSAPPL2

	Free disk space on C: (%)	Total disk space on C: (Gb)	Used disk space on C: (Gb)	Free disk space on D: (%)	Total disk space on D: (Gb)	Used disk space on D: (Gb)
3/21/2026	53	127	59	92	64	5
3/20/2026	53	127	59	92	64	5
3/19/2026	54	127	59	92	64	5
3/18/2026	54	127	59	92	64	5
3/17/2026	54	127	59	92	64	5
3/16/2026	54	127	59	92	64	5
3/15/2026	54	127	58	92	64	5

Weekly SLA Customer Report

Customer LSS_CHINA_Production
Database ID 202



Harddisk Usage LSS_CHINA_PRD_liazcnVMPABSDB1

	Free disk space on C: (%)	Total disk space on C: (Gb)	Used disk space on C: (Gb)	Free disk space on D: (%)	Total disk space on D: (Gb)	Used disk space on D: (Gb)	Free disk space on E: (%)	Total disk space on E: (Gb)	Used disk space on E: (Gb)	Free disk space on F: (%)
3/21/2026	79	149	31	74	100	26	49	1,500	770	78
3/20/2026	79	149	31	74	100	26	49	1,500	770	76
3/19/2026	79	149	31	74	100	26	49	1,500	770	76
3/18/2026	79	149	31	74	100	26	49	1,500	770	76
3/17/2026	79	149	31	74	100	26	49	1,500	770	76
3/16/2026	79	149	31	74	100	26	49	1,500	770	77
3/15/2026	79	149	31	74	100	26	49	1,500	770	77

Harddisk Usage LSS_CHINA_PRD_liazcnVMPABSDB2

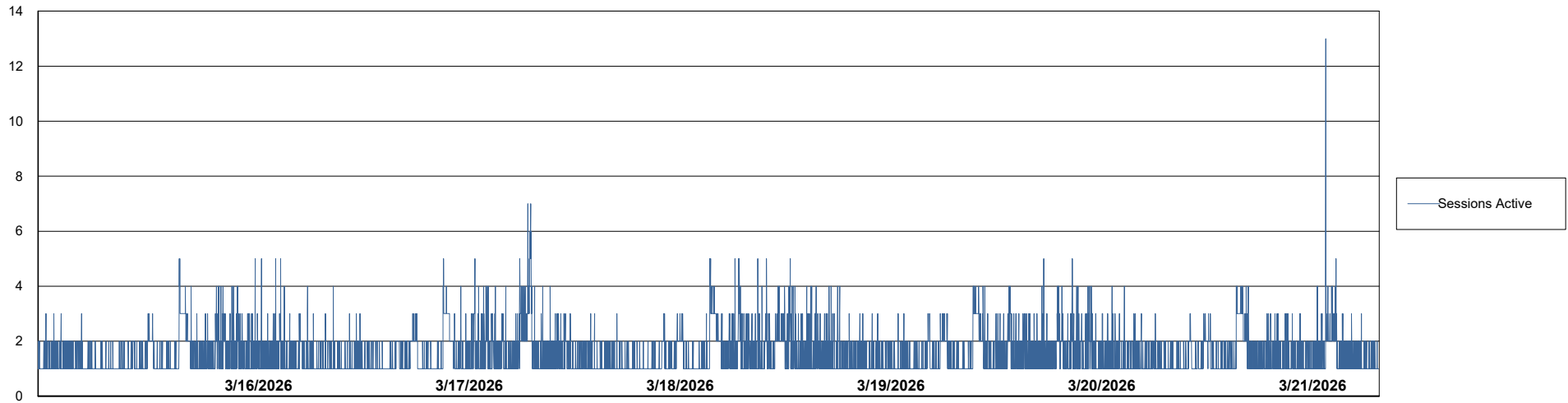
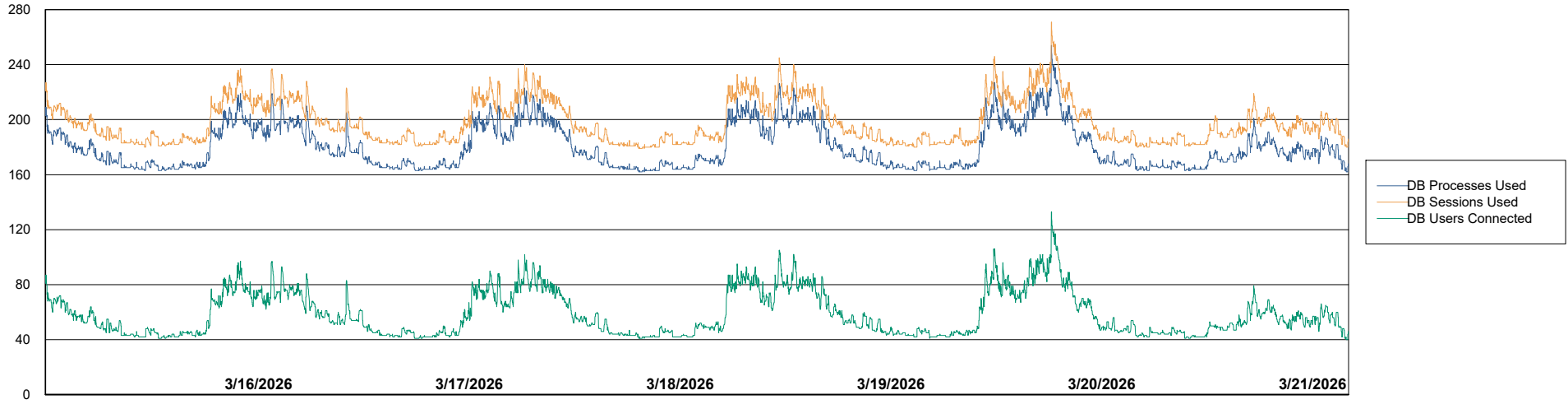
	Free disk space on C: (%)	Total disk space on C: (Gb)	Used disk space on C: (Gb)	Free disk space on D: (%)	Total disk space on D: (Gb)	Used disk space on D: (Gb)	Free disk space on E: (%)	Total disk space on E: (Gb)	Used disk space on E: (Gb)	Free disk space on F: (%)
3/21/2026	79	149	31	81	100	19	57	1,500	648	94
3/20/2026	79	149	31	81	100	19	57	1,500	648	93
3/19/2026	79	149	31	81	100	19	57	1,500	648	93
3/18/2026	79	149	31	81	100	19	57	1,500	648	93
3/17/2026	79	149	31	81	100	19	57	1,500	648	94
3/16/2026	79	149	31	81	100	19	57	1,500	648	94
3/15/2026	79	149	31	81	100	19	57	1,500	648	94

Weekly SLA Customer Report

Customer LSS_CHINA_Production
Database ID 202



Database Performance LSS_CHINA_PRD_liazcnVMPABSDB1_ABS1



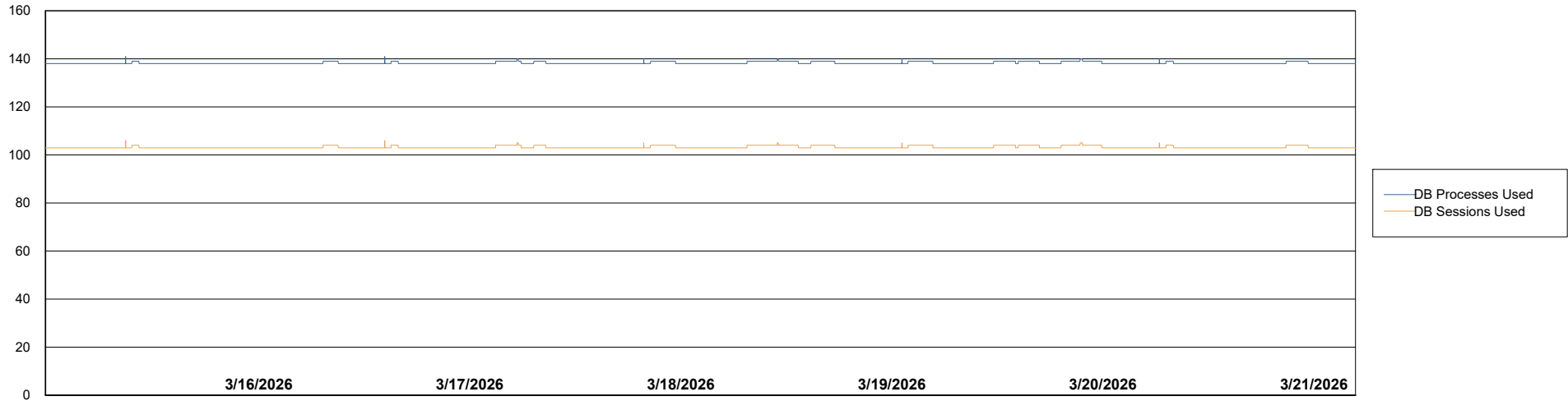
Weekly SLA Customer Report

Customer LSS_CHINA_Production
Database ID 202



Database Performance LSS_CHINA_PRD_liazcnVMPABSDB2_HSBABS1

DB Processes Max 4
DB Processes Max 0
DB Processes Max 1,000



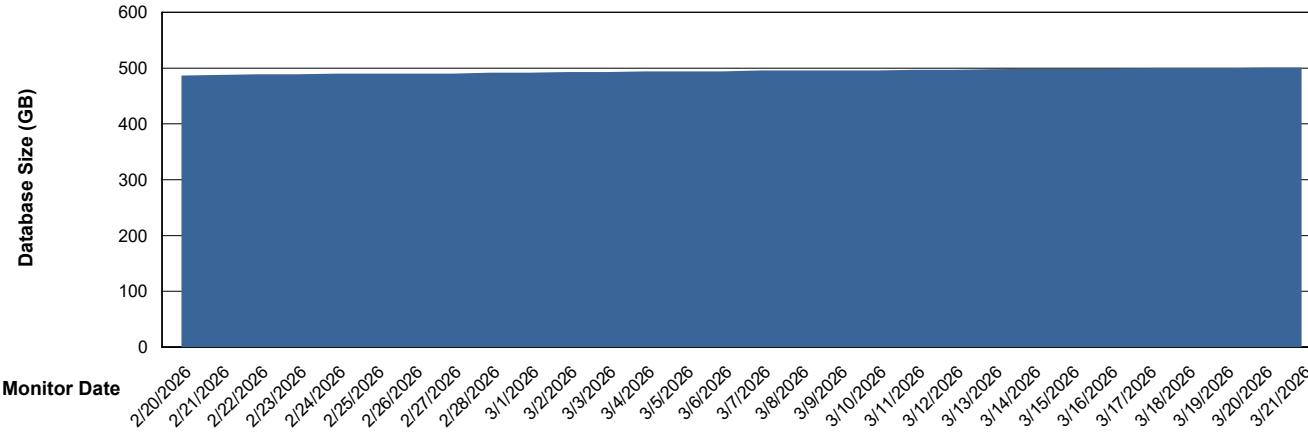
Weekly SLA Customer Report

Customer LSS_CHINA_Production
 Database ID 202



DATABASE SIZE LSS_CHINA_PRD_liazcnVMPABSDB1_ABS1

Database growth over last month



Database Tablespace LSS_CHINA_PRD_liazcnVMPABSDB1_ABS1

Date	Tablespace Name	MaxFilesize (Gb)	Usedsize (Gb)	Percentage free
3/21/2026	ABSDATA	640	457	29
	INDX	160	21	87
3/20/2026	ABSDATA	640	457	29
	INDX	160	21	87
3/19/2026	ABSDATA	640	456	29
	INDX	160	21	87
3/18/2026	ABSDATA	640	456	29
	INDX	160	21	87
3/17/2026	ABSDATA	640	456	29
	INDX	160	21	87
3/16/2026	ABSDATA	640	455	29
	INDX	160	21	87
3/15/2026	ABSDATA	640	455	29
	INDX	160	21	87

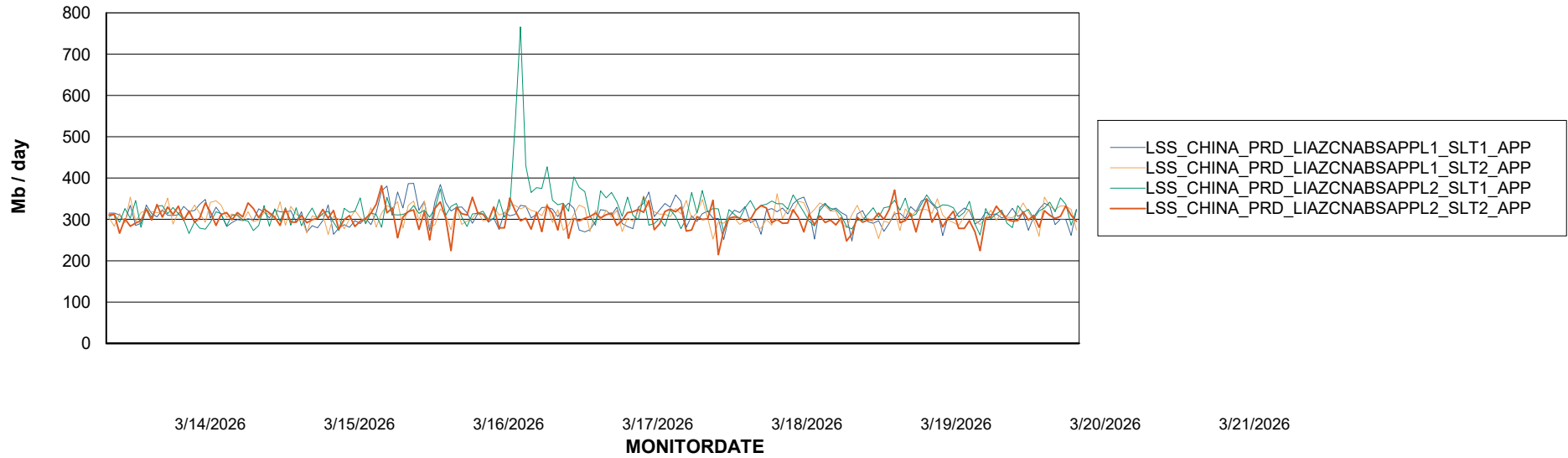
Weekly SLA Customer Report

Customer LSS_CHINA_Production
Database ID 202

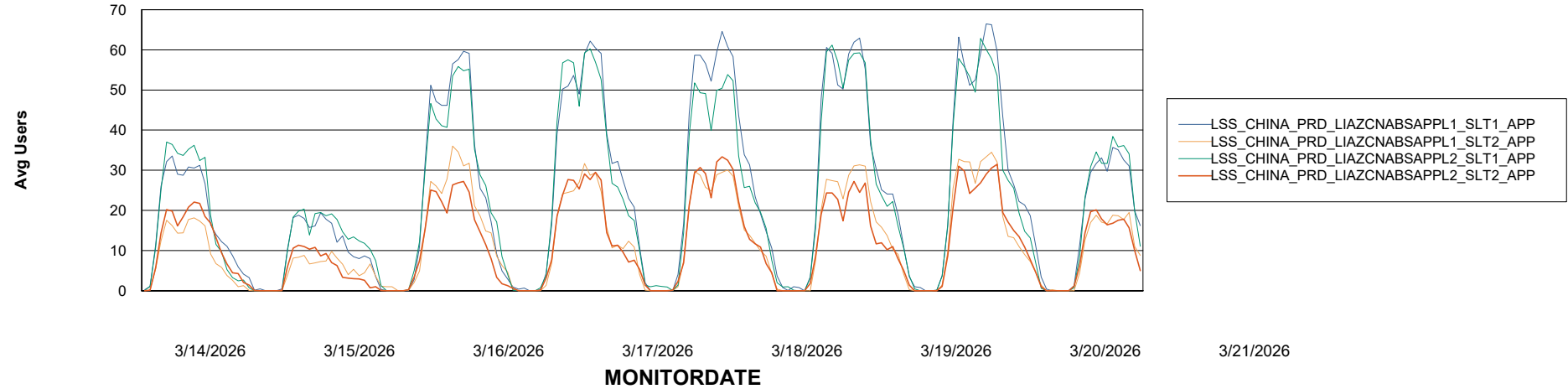


ABSSolute Application Server Services

Avg memory used per ABS Server Service



Avg users per day per ABS server



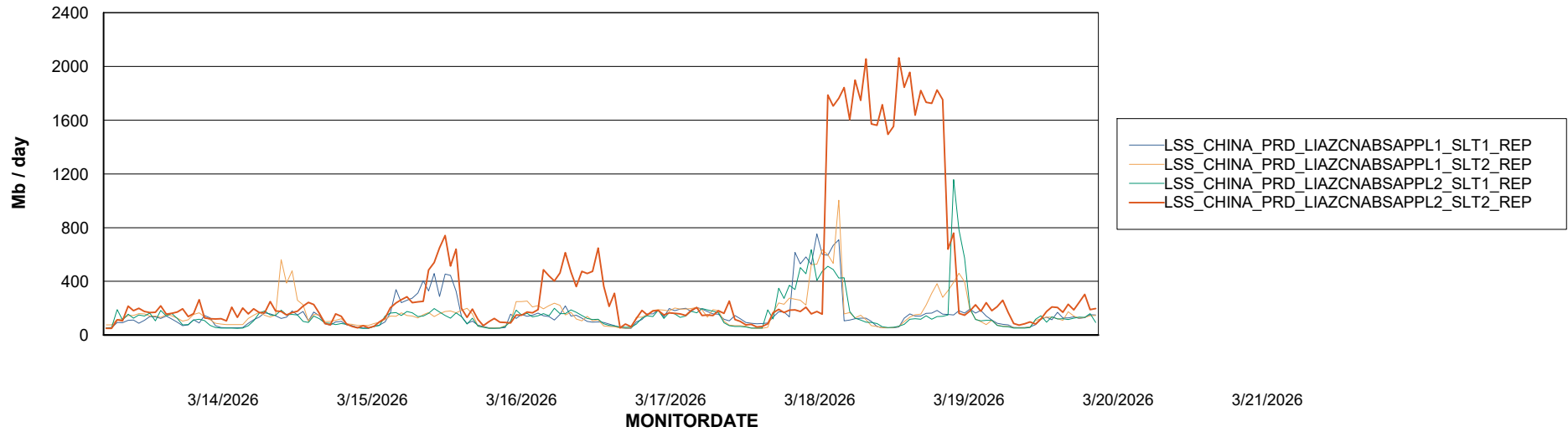
Weekly SLA Customer Report

Customer LSS_CHINA_Production
Database ID 202



ABSSolute Application ReportServer Services

Avg memory used per ReportServer Service



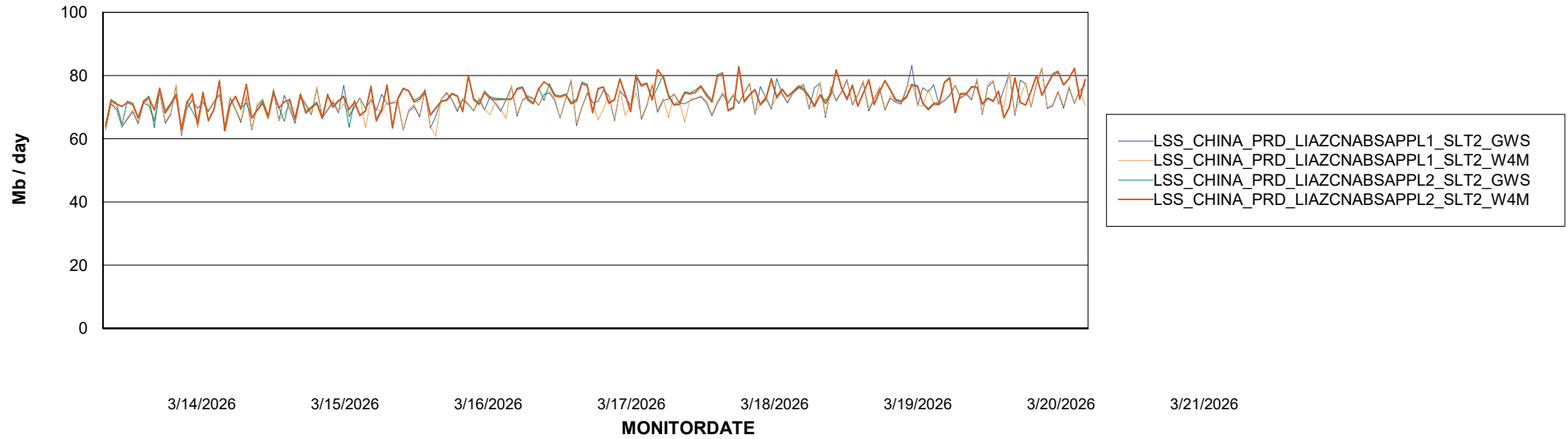
Weekly SLA Customer Report

Customer LSS_CHINA_Production
Database ID 202



ABSolute Web Component Services

Avg memory used per ABS Web component



Weekly SLA Customer Report

Customer LSS_CHINA_Production
Database ID 202



Disaster per ABS component

