

Weekly SLA Customer Report

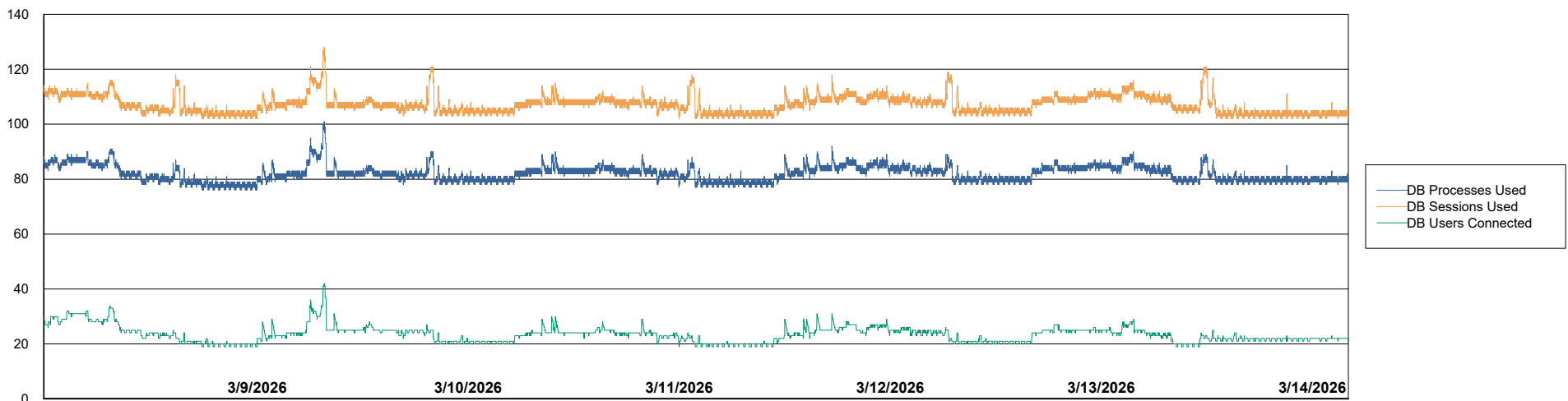
Customer RAS_Production
 Database ID 189



Harddisk Usage RAS_PRD_NEDLIN-ST-APP01

	Free disk space on C: (%)	Total disk space on C: (Gb)	Used disk space on C: (Gb)	Free disk space on D: (%)	Total disk space on D: (Gb)	Used disk space on D: (Gb)	Free disk space on E: (%)	Total disk space on E: (Gb)	Used disk space on E: (Gb)
3/14/2026	35	249	163	36	601	383	72	100	28
3/13/2026	35	249	163	36	601	383	73	100	27
3/12/2026	35	249	162	36	601	383	73	100	27
3/11/2026	35	249	162	36	601	383	73	100	27
3/10/2026	33	249	166	36	601	386	72	100	28
3/9/2026	32	249	170	36	601	386	72	100	28
3/8/2026	31	249	171	33	601	400	65	100	35

Database Performance RAS_PRD_NEDLIN-ST-APP01_ABS1



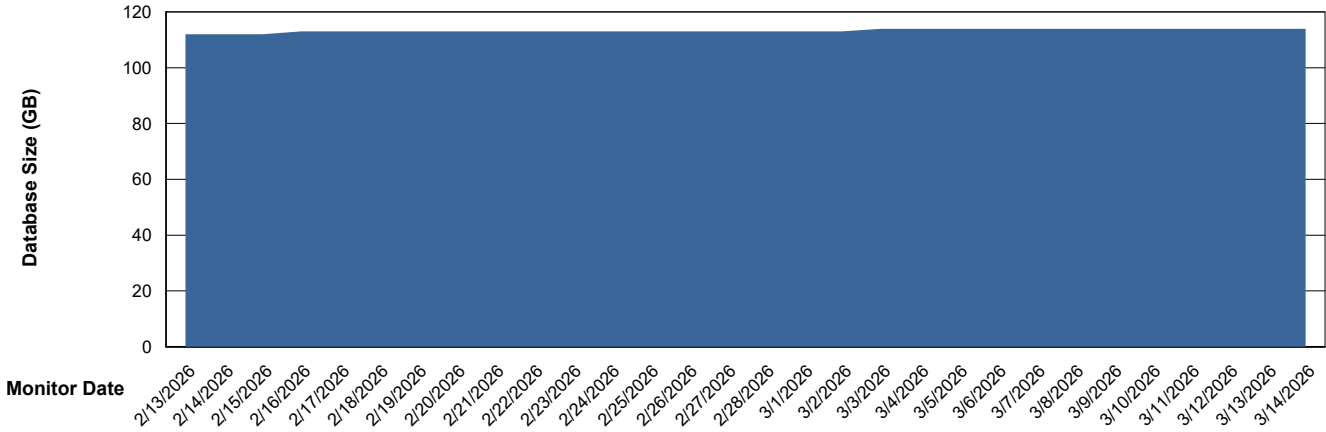
Weekly SLA Customer Report

Customer RAS_Production
 Database ID 189



DATABASE SIZE RAS_PRD_NEDLIN-ST-APP01_ABS1

Database growth over last month



Database Tablespace RAS_PRD_NEDLIN-ST-APP01_ABS1

Date	Tablespace Name	MaxFilesize (Gb)	Usedsize (Gb)	Percentage free
3/14/2026	ABSDATA	128	26	79
	INDX	128	72	44
3/13/2026	ABSDATA	128	26	79
	INDX	128	72	44
3/12/2026	ABSDATA	128	26	79
	INDX	128	72	44
3/11/2026	ABSDATA	128	26	79
	INDX	128	72	44
3/10/2026	ABSDATA	128	26	79
	INDX	128	72	44
3/9/2026	ABSDATA	128	26	79
	INDX	128	72	44
3/8/2026	ABSDATA	128	26	79
	INDX	128	72	44

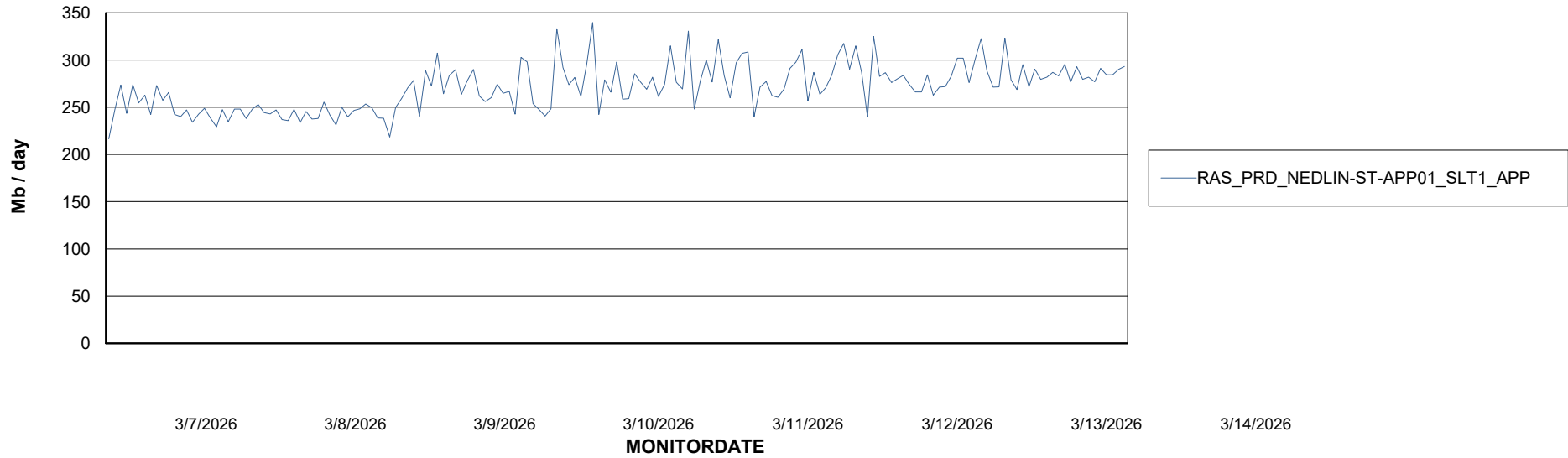
Weekly SLA Customer Report

Customer RAS_Production
Database ID 189

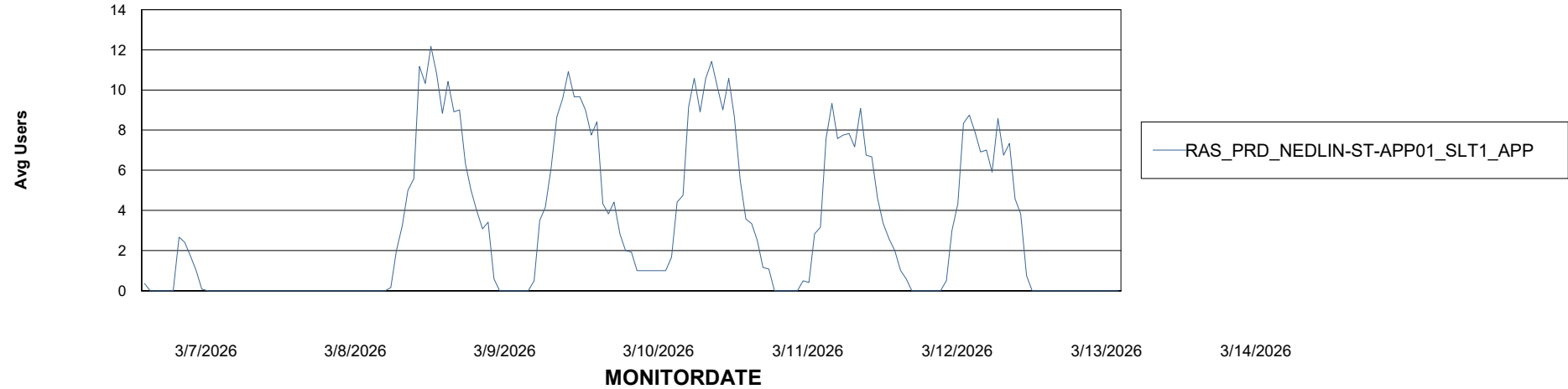


ABSSolute Application Server Services

Avg memory used per ABS Server Service



Avg users per day per ABS server



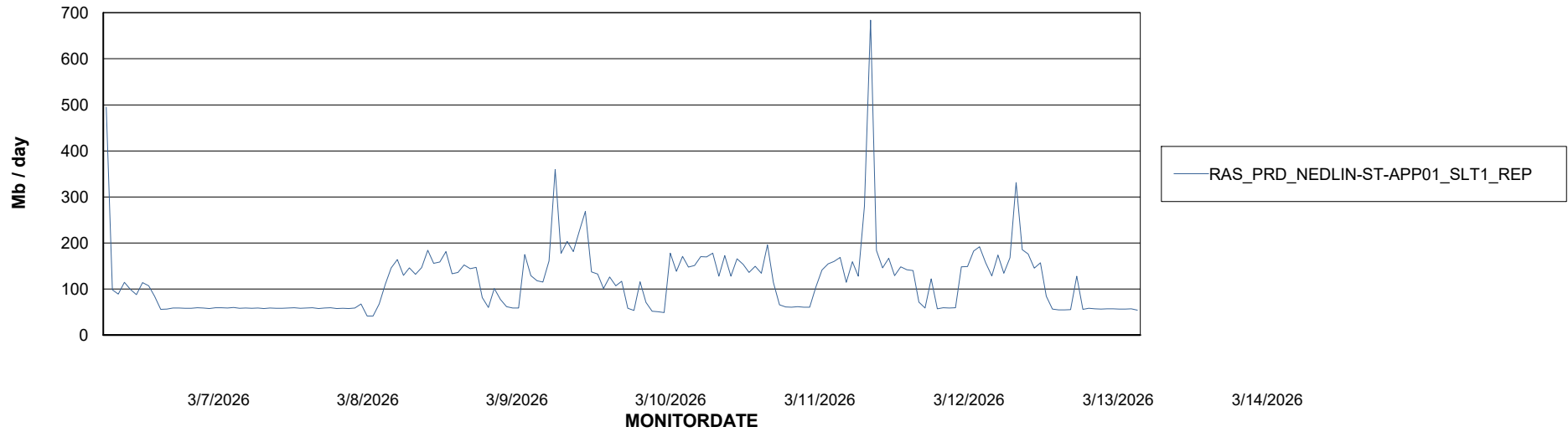
Weekly SLA Customer Report

Customer RAS_Production
Database ID 189



ABSSolute Application ReportServer Services

Avg memory used per ReportServer Service



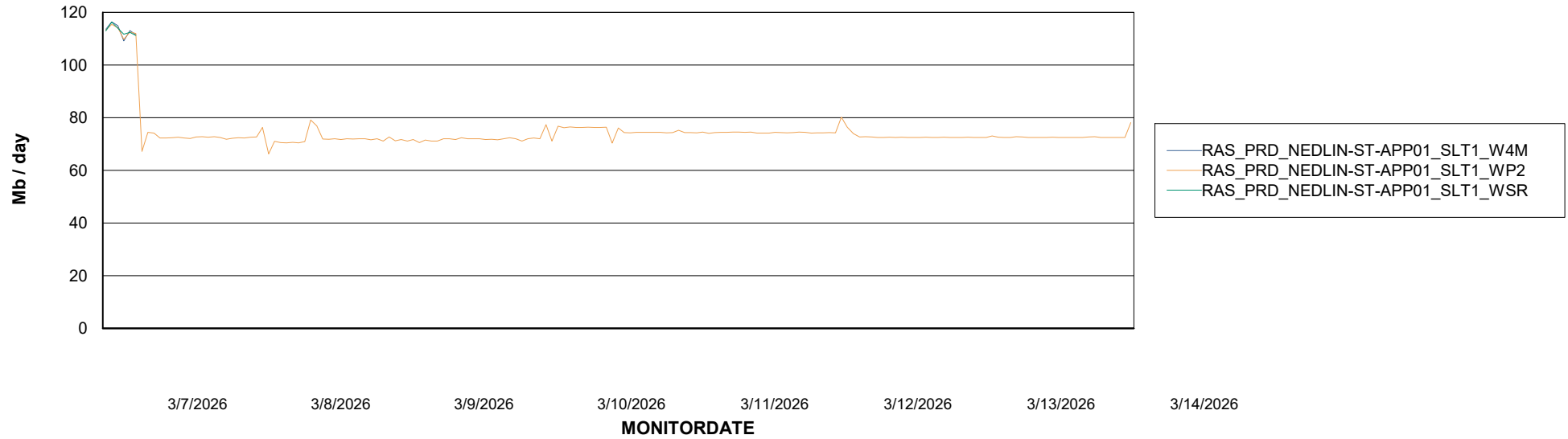
Weekly SLA Customer Report

Customer RAS_Production
Database ID 189



ABSSolute Web Component Services

Avg memory used per ABS Web component



Weekly SLA Customer Report

Customer RAS_Production
Database ID 189



Disaster per ABS component

