

Weekly SLA Customer Report

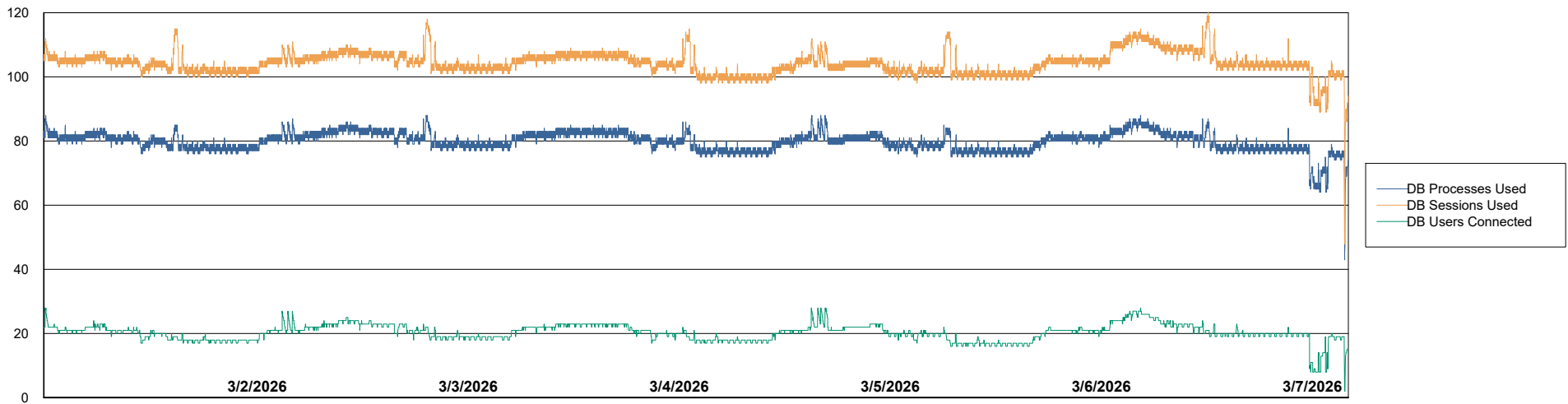
Customer RAS_Production
 Database ID 189



Harddisk Usage RAS_PRD_NEDLIN-ST-APP01

	Free disk space on C: (%)	Total disk space on C: (Gb)	Used disk space on C: (Gb)	Free disk space on D: (%)	Total disk space on D: (Gb)	Used disk space on D: (Gb)	Free disk space on E: (%)	Total disk space on E: (Gb)	Used disk space on E: (Gb)
3/7/2026	29	249	178	38	601	372	61	100	39
3/6/2026	29	249	177	38	601	370	67	100	33
3/5/2026	29	249	177	38	601	370	67	100	33
3/4/2026	30	249	176	38	601	370	67	100	33
3/3/2026	30	249	175	38	601	370	67	100	33
3/2/2026	30	249	174	38	601	370	67	100	33
3/1/2026	30	249	174	38	601	370	67	100	33

Database Performance RAS_PRD_NEDLIN-ST-APP01_ABS1



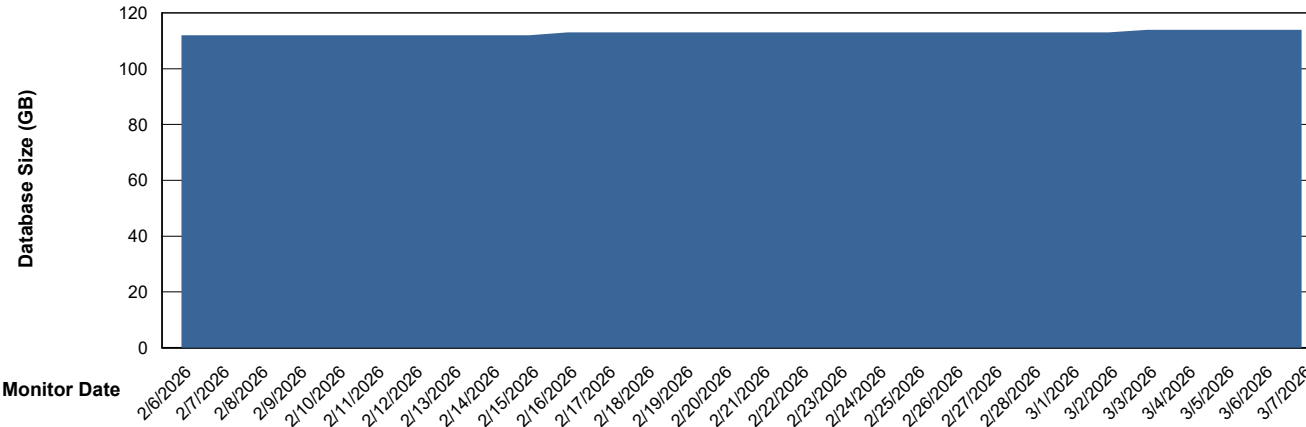
Weekly SLA Customer Report

Customer RAS_Production
 Database ID 189



DATABASE SIZE RAS_PRD_NEDLIN-ST-APP01_ABS1

Database growth over last month



Database Tablespace RAS_PRD_NEDLIN-ST-APP01_ABS1

Date	Tablespace Name	MaxFilesize (Gb)	Usedsize (Gb)	Percentage free
3/7/2026	ABSDATA	128	26	79
	INDX	128	72	44
3/6/2026	ABSDATA	128	26	79
	INDX	128	72	44
3/5/2026	ABSDATA	128	26	79
	INDX	128	72	44
3/4/2026	ABSDATA	128	26	79
	INDX	128	71	44
3/3/2026	ABSDATA	128	26	79
	INDX	128	71	44
3/2/2026	ABSDATA	128	26	79
	INDX	128	71	44
3/1/2026	ABSDATA	128	26	79
	INDX	128	71	45

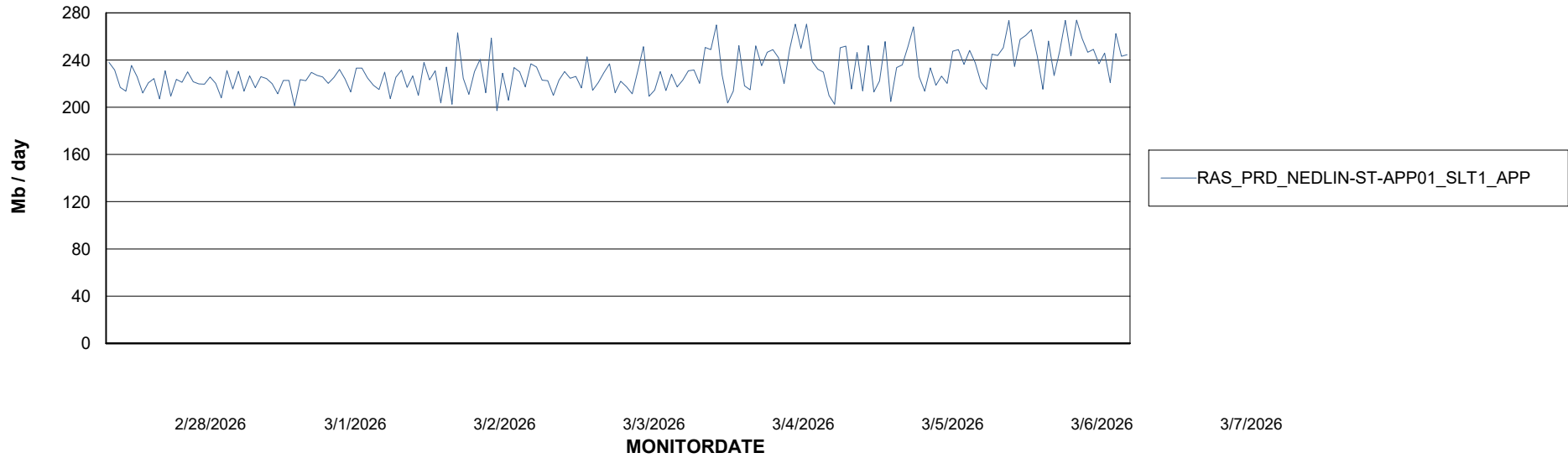
Weekly SLA Customer Report

Customer RAS_Production
Database ID 189

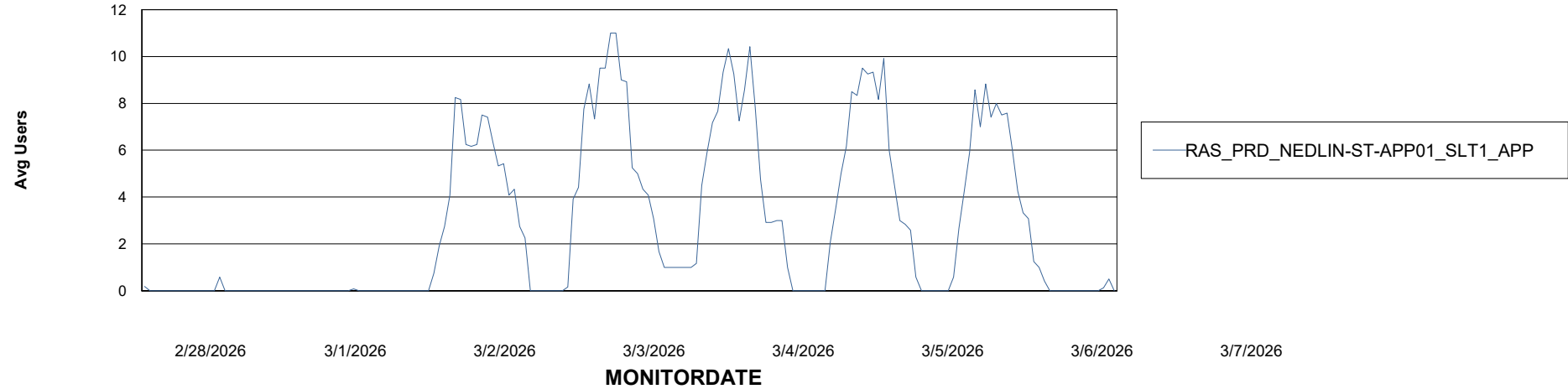


ABSSolute Application Server Services

Avg memory used per ABS Server Service



Avg users per day per ABS server



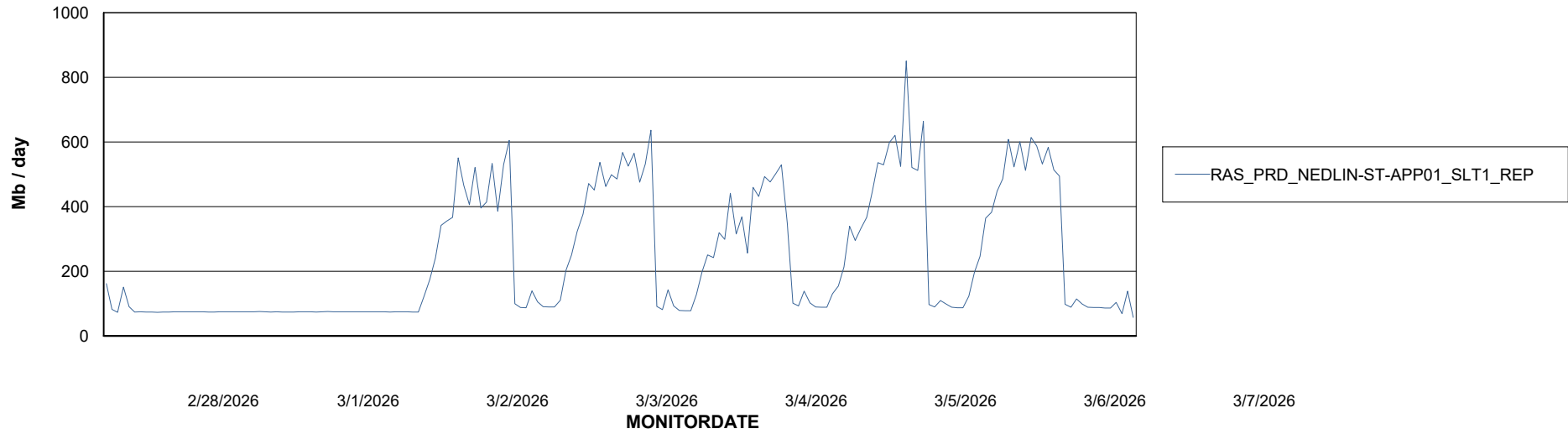
Weekly SLA Customer Report

Customer RAS_Production
Database ID 189



ABSSolute Application ReportServer Services

Avg memory used per ReportServer Service



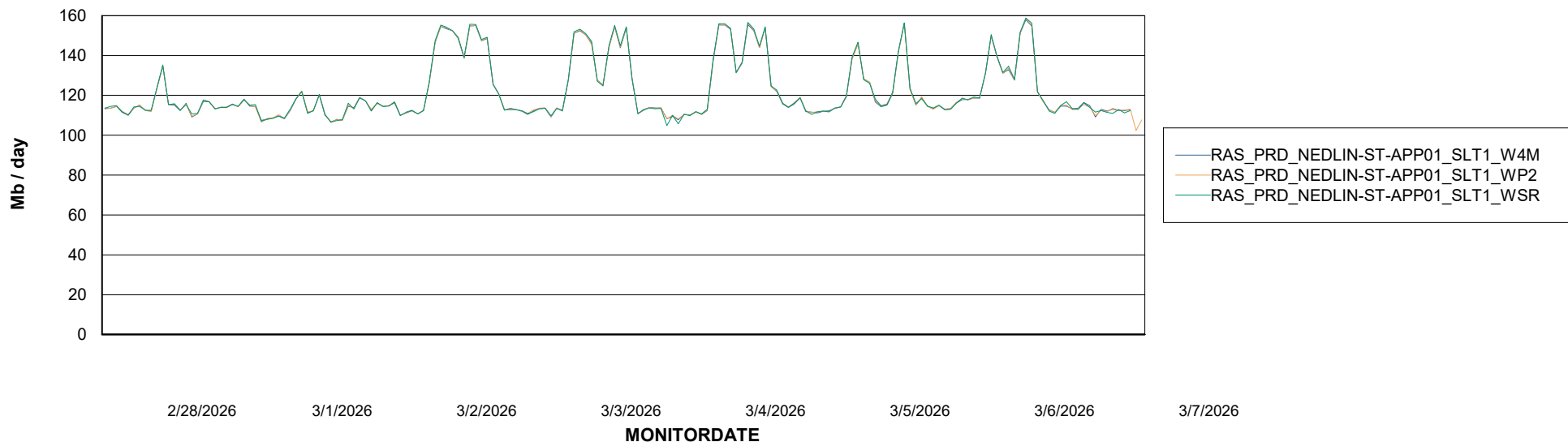
Weekly SLA Customer Report

Customer RAS_Production
Database ID 189



ABSSolute Web Component Services

Avg memory used per ABS Web component



Weekly SLA Customer Report

Customer RAS_Production
Database ID 189



Disaster per ABS component

