

Weekly SLA Customer Report

Customer LLG_Production
 Database ID 148



Harddisk Usage LLG_ABSAPPS01

	Free disk space on C: (%)	Total disk space on C: (Gb)	Used disk space on C: (Gb)	Free disk space on D: (%)	Total disk space on D: (Gb)	Used disk space on D: (Gb)
3/7/2026	75	500	123	98	393	8
3/6/2026	75	500	123	98	393	8
3/5/2026	75	500	123	98	393	8
3/4/2026	75	500	123	98	393	8
3/3/2026	75	500	123	98	393	8
3/2/2026	75	500	123	98	393	8
3/1/2026	75	500	123	98	393	8

Harddisk Usage LLG_ABSApps02

	Free disk space on C: (%)	Total disk space on C: (Gb)	Used disk space on C: (Gb)	Free disk space on D: (%)	Total disk space on D: (Gb)	Used disk space on D: (Gb)
3/7/2026	89	500	55	96	393	17
3/6/2026	89	500	55	96	393	17
3/5/2026	89	500	55	96	393	17
3/4/2026	89	500	55	96	393	17
3/3/2026	89	500	55	96	393	17
3/2/2026	89	500	55	96	393	17
3/1/2026	89	500	55	96	393	17

Weekly SLA Customer Report

Customer LLG_Production
Database ID 148



Harddisk Usage LLG_ABSBI01

	Free disk space on C: (%)	Total disk space on C: (Gb)	Used disk space on C: (Gb)	Free disk space on D: (%)	Total disk space on D: (Gb)	Used disk space on D: (Gb)
3/7/2026	82	446	80	88	2,681	321
3/6/2026	82	446	80	88	2,681	321
3/5/2026	82	446	80	88	2,681	321
3/4/2026	82	446	80	88	2,681	321
3/3/2026	82	446	80	88	2,681	321
3/2/2026	82	446	80	88	2,681	321
3/1/2026	82	446	80	88	2,681	320

Harddisk Usage LLG_ABSDB01

	Free disk space on C: (%)	Total disk space on C: (Gb)	Used disk space on C: (Gb)	Free disk space on D: (%)	Total disk space on D: (Gb)	Used disk space on D: (Gb)	Free disk space on E: (%)	Total disk space on E: (Gb)	Used disk space on E: (Gb)
3/7/2026	87	446	60	68	1,605	519	65	1,077	380
3/6/2026	87	446	60	68	1,605	519	65	1,077	377
3/5/2026	87	446	60	68	1,605	519	65	1,077	378
3/4/2026	87	446	60	68	1,605	519	65	1,077	378
3/3/2026	87	446	60	68	1,605	519	65	1,077	379
3/2/2026	87	446	60	68	1,605	519	64	1,077	383
3/1/2026	87	446	60	68	1,605	519	63	1,077	393

Weekly SLA Customer Report

Customer LLG_Production
Database ID 148



Harddisk Usage LLG_ABSDB02

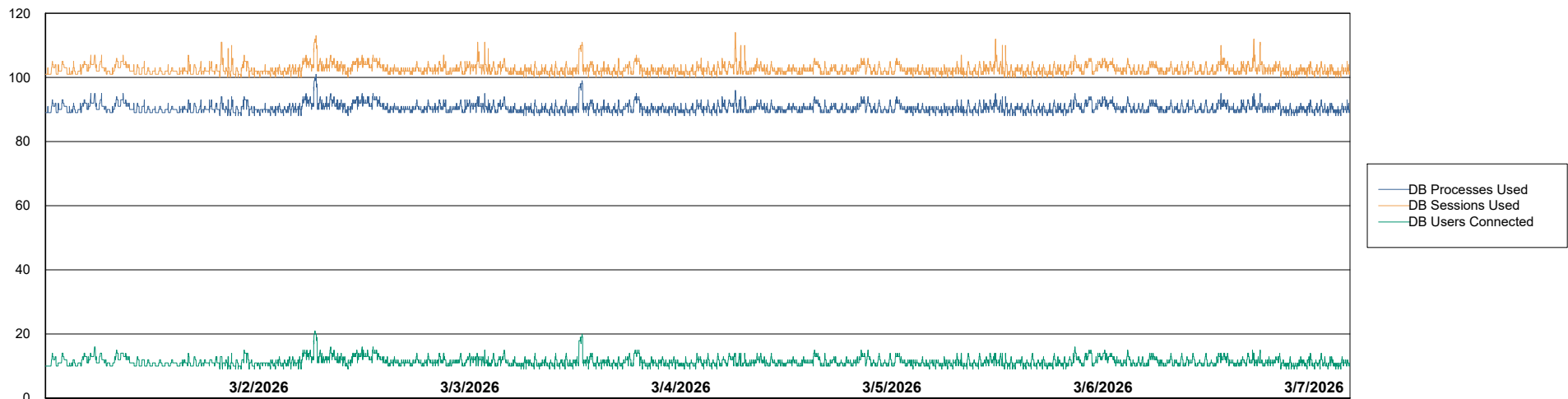
	Free disk space on C: (%)	Total disk space on C: (Gb)	Used disk space on C: (Gb)	Free disk space on D: (%)	Total disk space on D: (Gb)	Used disk space on D: (Gb)	Free disk space on E: (%)	Total disk space on E: (Gb)	Used disk space on E: (Gb)
3/7/2026	25	446	334	60	1,605	650	43	1,077	612
3/6/2026	25	446	334	60	1,605	650	43	1,077	613
3/5/2026	25	446	334	60	1,605	650	43	1,077	614
3/4/2026	25	446	334	60	1,605	650	43	1,077	614
3/3/2026	25	446	334	60	1,605	650	43	1,077	614
3/2/2026	26	446	328	60	1,605	650	42	1,077	628
3/1/2026	28	446	321	60	1,605	650	42	1,077	629

Weekly SLA Customer Report

Customer LLG_Production
Database ID 148



Database Performance LLG_ABSBI01_BI_PROD_ABS1

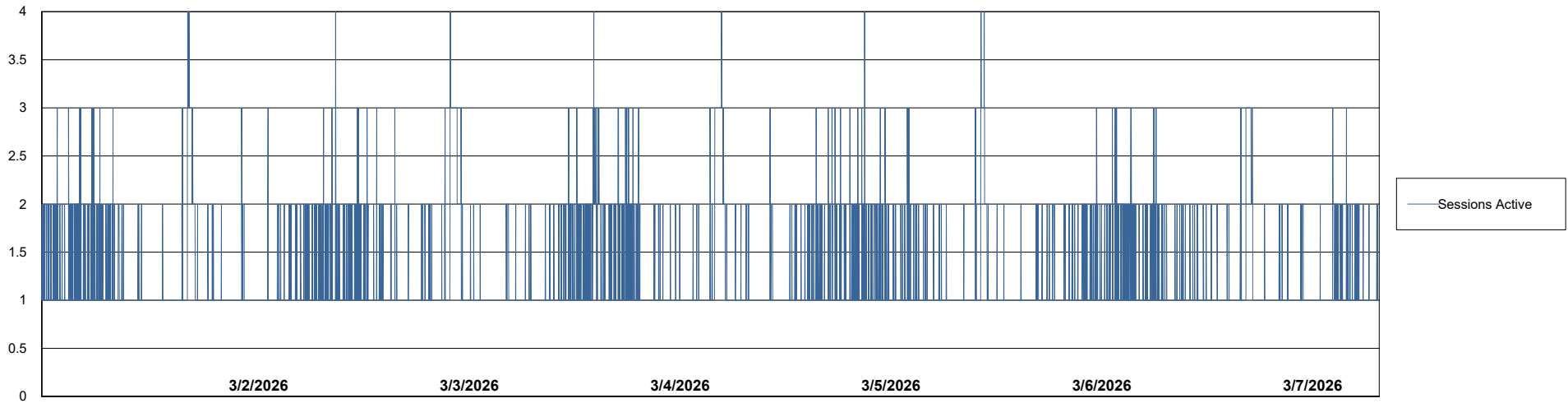
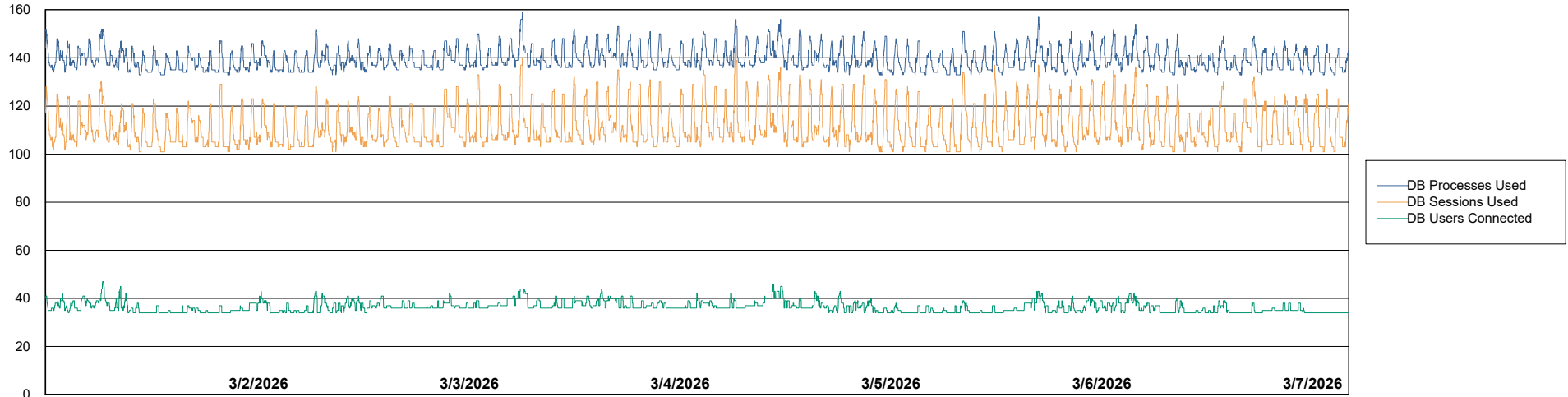


Weekly SLA Customer Report

Customer LLG_Production
Database ID 148



Database Performance LLG_ABSDB01_PROD_ABS1



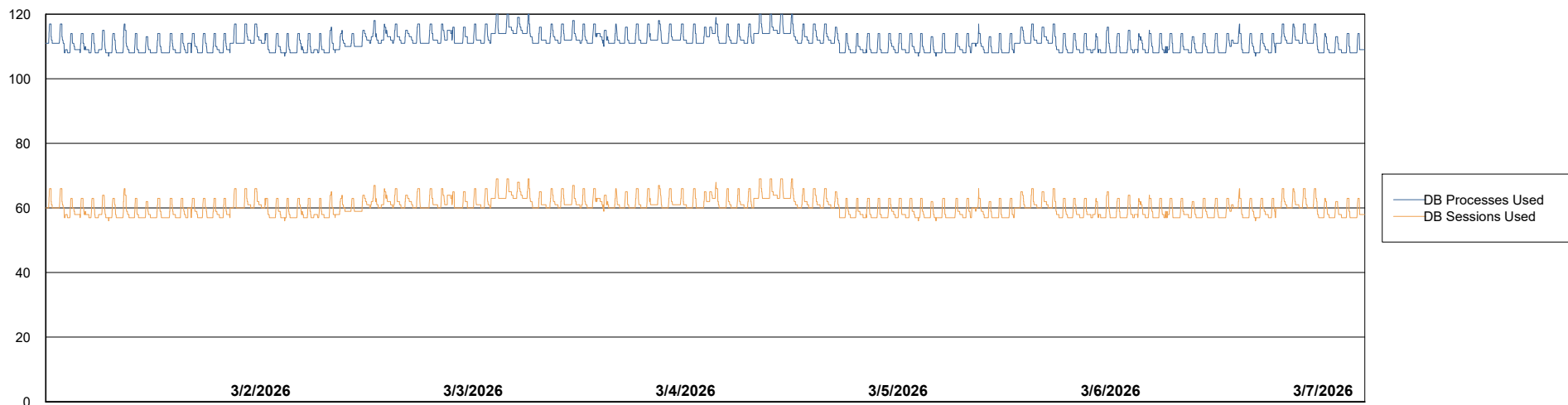
Weekly SLA Customer Report

Customer LLG_Production
Database ID 148



Database Performance LLG_ABSD02_PROD_HSBABS1

DB Processes Max 4
DB Processes Max 0
DB Processes Max 300



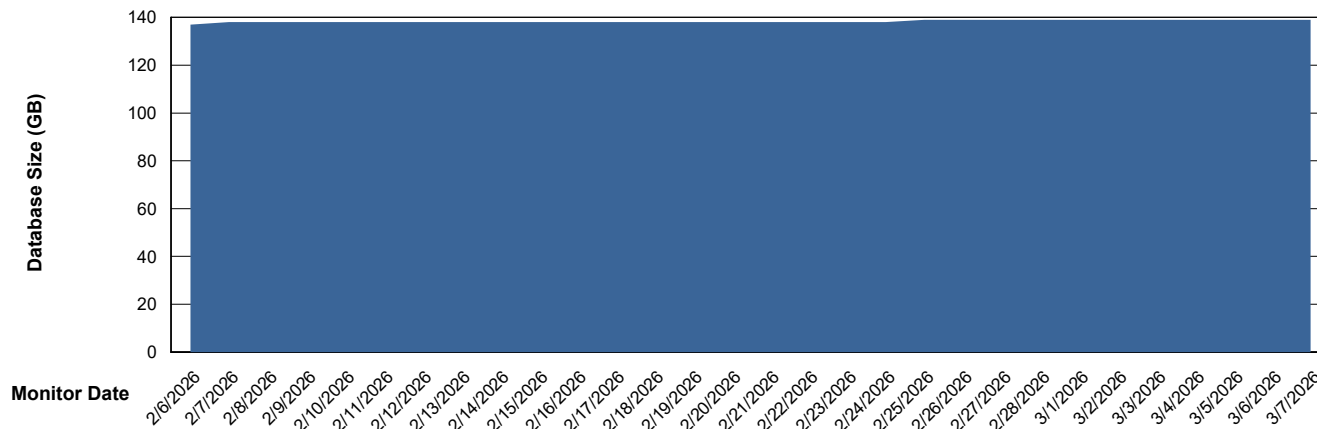
Weekly SLA Customer Report

Customer LLG_Production
Database ID 148



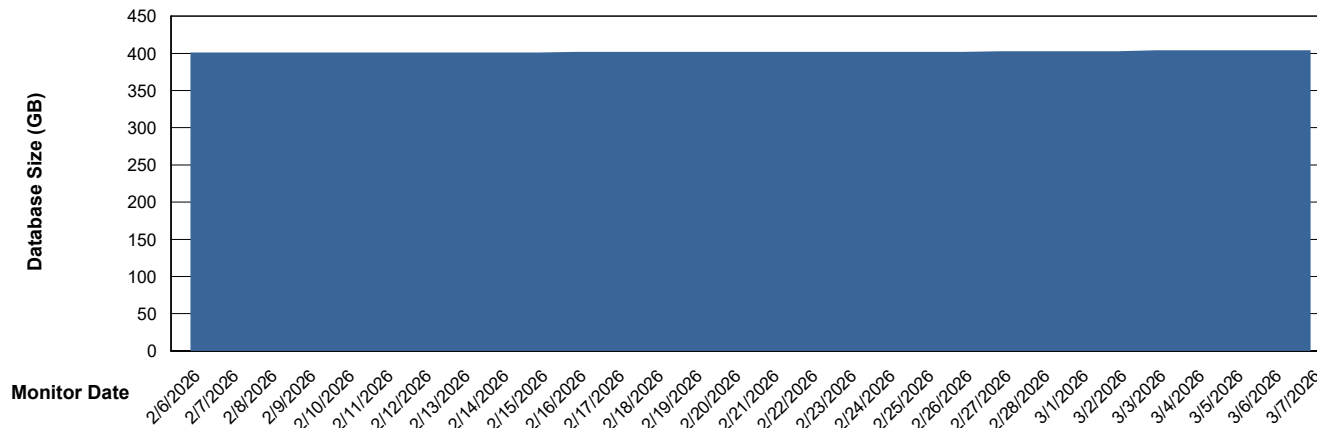
DATABASE SIZE LLG_ABSBI01_BI_PROD_ABS1

Database growth over last month



DATABASE SIZE LLG_ABSDB01_PROD_ABS1

Database growth over last month



Weekly SLA Customer Report

Customer LLG_Production
 Database ID 148



Database Tablespace LLG_ABSBI01_BI_PROD_ABS1

Date	Tablespace Name	MaxFilesize (Gb)	Usedsize (Gb)	Percentage free
3/7/2026	ABSDATA	128	57	56
	INDX	128	73	43
3/6/2026	ABSDATA	128	57	56
	INDX	128	73	43
3/5/2026	ABSDATA	128	57	56
	INDX	128	73	43
3/4/2026	ABSDATA	128	57	56
	INDX	128	73	43
3/3/2026	ABSDATA	128	57	56
	INDX	128	73	43
3/2/2026	ABSDATA	128	57	56
	INDX	128	73	43
3/1/2026	ABSDATA	128	57	56
	INDX	128	73	43

Weekly SLA Customer Report

Customer LLG_Production
 Database ID 148



Database Tablespace LLG_ABSD01_PROD_ABS1

Date	Tablespace Name	MaxFilesize (Gb)	Usedsize (Gb)	Percentage free
3/7/2026	ABSDATA	224	165	26
	INDX	288	223	22
3/6/2026	ABSDATA	224	165	26
	INDX	288	223	22
3/5/2026	ABSDATA	224	165	26
	INDX	288	223	22
3/4/2026	ABSDATA	224	165	26
	INDX	288	223	22
3/3/2026	ABSDATA	224	165	26
	INDX	288	223	22
3/2/2026	ABSDATA	224	165	26
	INDX	288	223	23
3/1/2026	ABSDATA	224	165	27
	INDX	288	223	23

BI Status and last ETL error for LLG_ABSBI01_BI_PROD_ABS1

	Mon 2/3/2026	Tue 3/3/2026	Wed 4/3/2026	Thu 5/3/2026	Fri 6/3/2026	Sat 7/3/2026
ABS DataWarehouse ETL Health	OK	OK	OK	OK	OK	OK
ABS DWHStaging ETL Health	OK	OK	OK	OK	OK	OK

Weekly SLA Customer Report

Customer LLG_Production
Database ID 148



BI last ETL error for	LLG_ABSBI01_BI_PROD_ABS1
-----------------------	--------------------------

Fri, 6-03-2026	None
Sun, 1-03-2026	None
Sat, 7-03-2026	None
Fri, 6-03-2026	None
Mon, 2-03-2026	None
Thu, 5-03-2026	None
Sat, 7-03-2026	None
Mon, 2-03-2026	None
Tue, 3-03-2026	None
Wed, 4-03-2026	None
Thu, 5-03-2026	None
Sun, 1-03-2026	None
Tue, 3-03-2026	None
Wed, 4-03-2026	None

Weekly SLA Customer Report

Customer LLG_Production
Database ID 148



Standby Database Health LLG_Production

Recovery lag for last 7 days



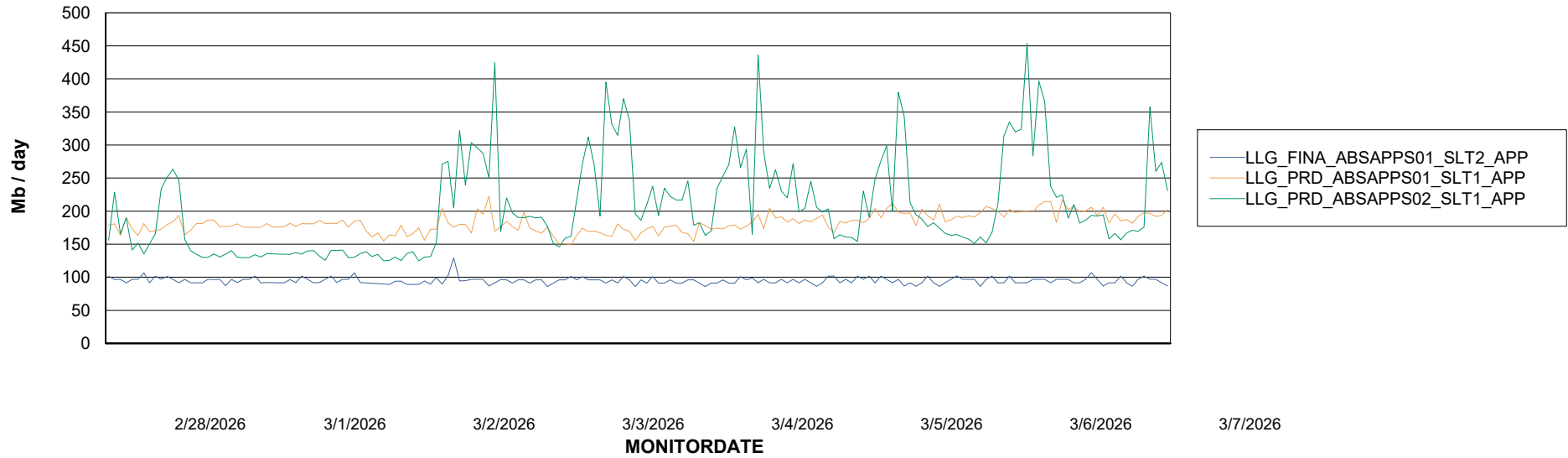
Weekly SLA Customer Report

Customer LLG_Production
Database ID 148

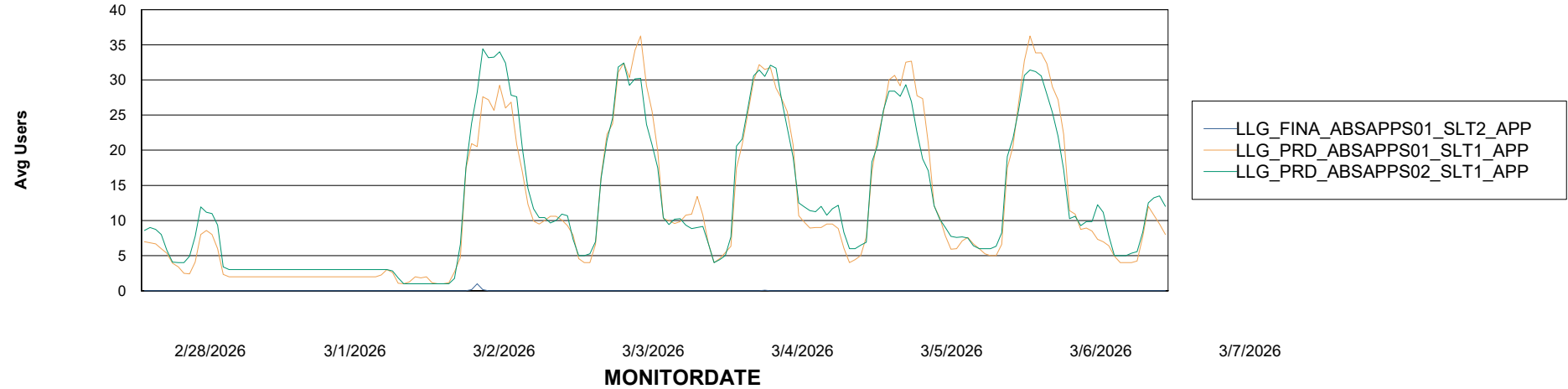


ABSSolute Application Server Services

Avg memory used per ABS Server Service



Avg users per day per ABS server



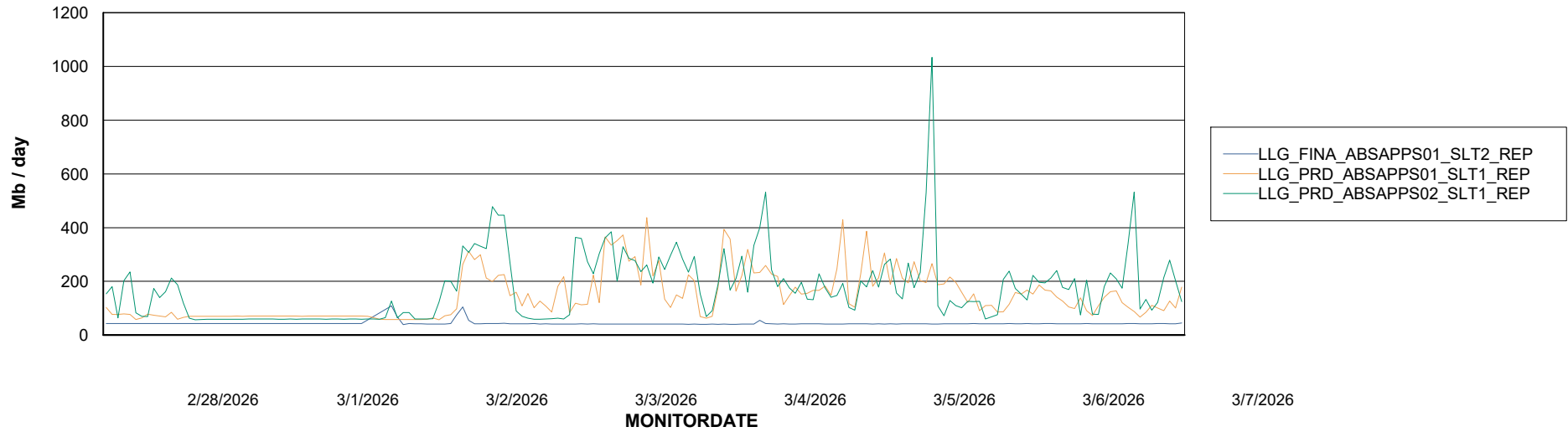
Weekly SLA Customer Report

Customer LLG_Production
Database ID 148



ABSSolute Application ReportServer Services

Avg memory used per ReportServer Service



Disaster per ABS component

