

# Weekly SLA Customer Report

Customer BNL\_Production  
 Database ID 83



Harddisk Usage BNL\_PRD\_BSNLP-VM-ABSD02

	Free disk space on C: (%)	Total disk space on C: (Gb)	Used disk space on C: (Gb)	Free disk space on D: (%)	Total disk space on D: (Gb)	Used disk space on D: (Gb)	Free disk space on E: (%)	Total disk space on E: (Gb)	Used disk space on E: (Gb)	Free disk space on F: (%)
3/7/2026	46	127	68	64	1,512	542	82	500	89	79
3/6/2026	46	127	68	63	1,512	560	80	500	99	79
3/5/2026	46	127	68	64	1,512	542	83	500	86	79
3/4/2026	47	127	67	68	1,512	482	85	500	74	79
3/3/2026	46	127	68	68	1,512	487	86	500	70	79
3/2/2026	46	127	68	68	1,512	483	85	500	77	79
3/1/2026	46	127	68	68	1,512	482	86	500	70	79

Harddisk Usage BNL\_PRD\_BSNLP-VM-ABSD03

	Free disk space on C: (%)	Total disk space on C: (Gb)	Used disk space on C: (Gb)	Free disk space on D: (%)	Total disk space on D: (Gb)	Used disk space on D: (Gb)	Free disk space on E: (%)	Total disk space on E: (Gb)	Used disk space on E: (Gb)	Free disk space on F: (%)
3/7/2026	49	127	65	77	1,512	346	74	500	132	79
3/6/2026	49	127	65	75	1,512	379	74	500	132	79
3/5/2026	49	127	65	76	1,512	357	74	500	130	79
3/4/2026	50	127	64	80	1,512	302	74	500	130	79
3/3/2026	49	127	65	80	1,512	302	74	500	130	79
3/2/2026	49	127	65	80	1,512	303	74	500	128	79
3/1/2026	49	127	65	80	1,512	303	75	500	125	79

# Weekly SLA Customer Report

Customer BNL\_Production  
Database ID 83



Harddisk Usage BNL\_PRD\_BSNLP-VM-ABSO01

	Free disk space on C: (%)	Total disk space on C: (Gb)	Used disk space on C: (Gb)	Free disk space on D: (%)	Total disk space on D: (Gb)	Used disk space on D: (Gb)
3/7/2026	90	255	27	88	16	2
3/6/2026	90	255	27	88	16	2
3/5/2026	90	255	26	88	16	2
3/4/2026	90	255	26	88	16	2
3/3/2026	90	255	26	88	16	2
3/2/2026	90	255	26	88	16	2
3/1/2026	90	255	26	88	16	2

Harddisk Usage BNL\_PRD\_bsnlp-vm-absw01

	Free disk space on C: (%)	Total disk space on C: (Gb)	Used disk space on C: (Gb)	Free disk space on D: (%)	Total disk space on D: (Gb)	Used disk space on D: (Gb)	Free disk space on E: (%)	Total disk space on E: (Gb)	Used disk space on E: (Gb)
3/7/2026	77	127	30	97	128	4	91	16	1
3/6/2026	77	127	30	97	128	4	91	16	1
3/5/2026	77	127	30	97	128	4	91	16	1
3/4/2026	77	127	30	97	128	4	91	16	1
3/3/2026	77	127	30	97	128	4	91	16	1
3/2/2026	77	127	30	97	128	4	91	16	1
3/1/2026	77	127	30	97	128	4	91	16	1

# Weekly SLA Customer Report

Customer BNL\_Production  
 Database ID 83



Harddisk Usage BNL\_PRD\_vm-absa01

	Free disk space on C: (%)	Total disk space on C: (Gb)	Used disk space on C: (Gb)	Free disk space on D: (%)	Total disk space on D: (Gb)	Used disk space on D: (Gb)	Free disk space on E: (%)	Total disk space on E: (Gb)	Used disk space on E: (Gb)
3/7/2026	66	127	43	93	127	8	92	64	5
3/6/2026	66	127	43	93	127	8	92	64	5
3/5/2026	66	127	43	93	127	8	92	64	5
3/4/2026	66	127	43	93	127	8	92	64	5
3/3/2026	66	127	43	93	127	8	92	64	5
3/2/2026	66	127	43	93	127	8	92	64	5
3/1/2026	66	127	43	93	127	8	92	64	5

Harddisk Usage BNL\_PRD\_vm-absa02

	Free disk space on C: (%)	Total disk space on C: (Gb)	Used disk space on C: (Gb)	Free disk space on D: (%)	Total disk space on D: (Gb)	Used disk space on D: (Gb)	Free disk space on E: (%)	Total disk space on E: (Gb)	Used disk space on E: (Gb)
3/7/2026	72	127	36	89	127	14	92	64	5
3/6/2026	72	127	36	89	127	14	92	64	5
3/5/2026	72	127	36	89	127	14	92	64	5
3/4/2026	72	127	36	89	127	14	92	64	5
3/3/2026	72	127	36	89	127	14	92	64	5
3/2/2026	72	127	36	89	127	14	92	64	5
3/1/2026	72	127	36	89	127	14	92	64	5

# Weekly SLA Customer Report

Customer BNL\_Production  
Database ID 83



Harddisk Usage BNL\_PRD\_vm-absa03

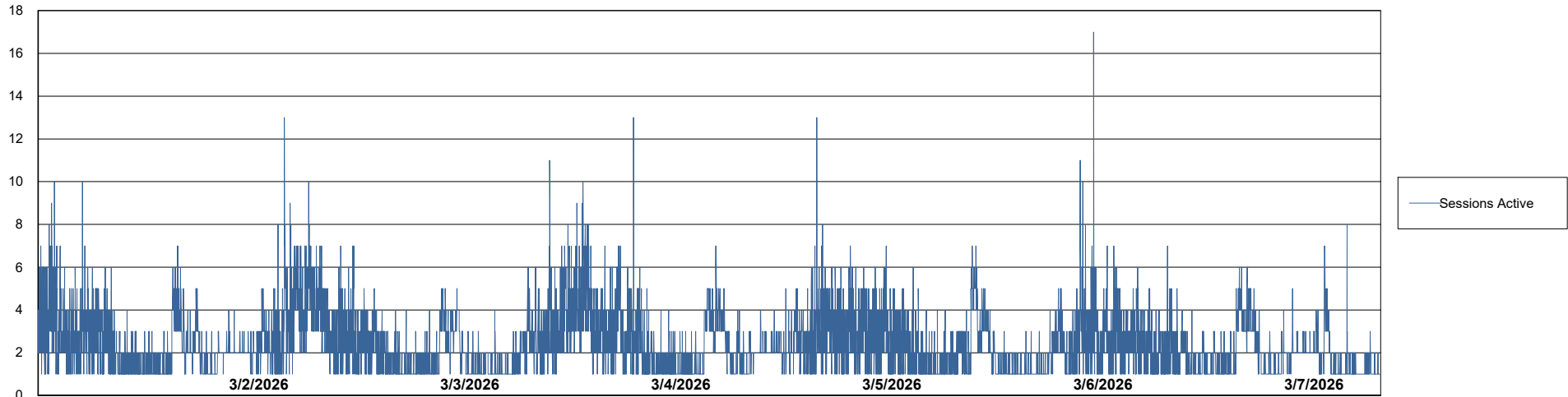
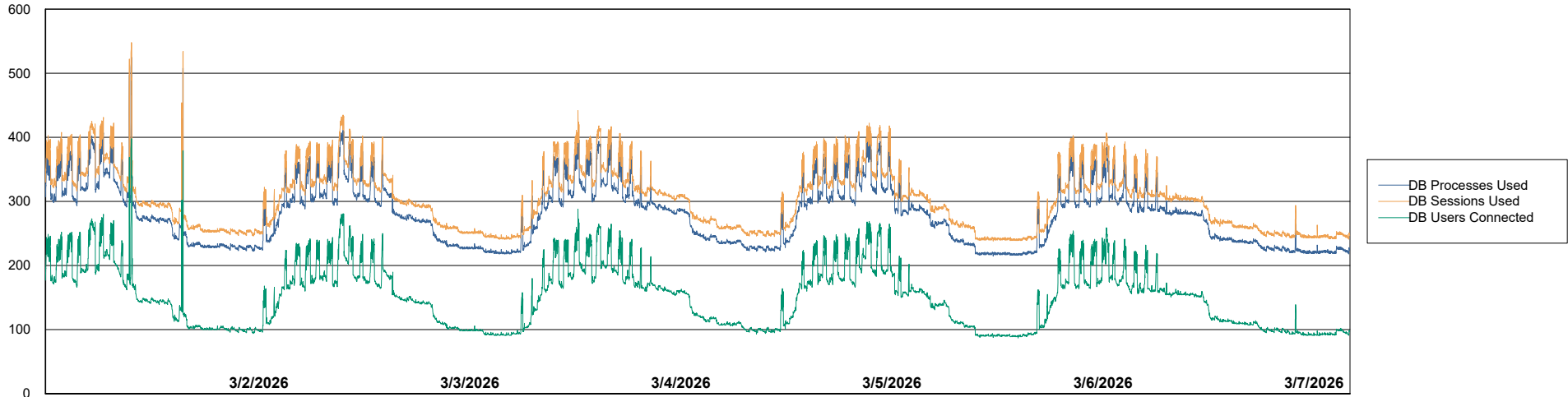
	Free disk space on C: (%)	Total disk space on C: (Gb)	Used disk space on C: (Gb)	Free disk space on D: (%)	Total disk space on D: (Gb)	Used disk space on D: (Gb)	Free disk space on E: (%)	Total disk space on E: (Gb)	Used disk space on E: (Gb)
3/7/2026	59	127	53	60	127	51	92	64	5
3/6/2026	59	127	53	60	127	51	92	64	5
3/5/2026	59	127	53	60	127	51	92	64	5
3/4/2026	59	127	53	60	127	51	92	64	5
3/3/2026	59	127	53	60	127	51	92	64	5
3/2/2026	59	127	53	60	127	51	92	64	5
3/1/2026	59	127	53	60	127	51	92	64	5

# Weekly SLA Customer Report

Customer BNL\_Production  
Database ID 83



## Database Performance BNLDB\_Production



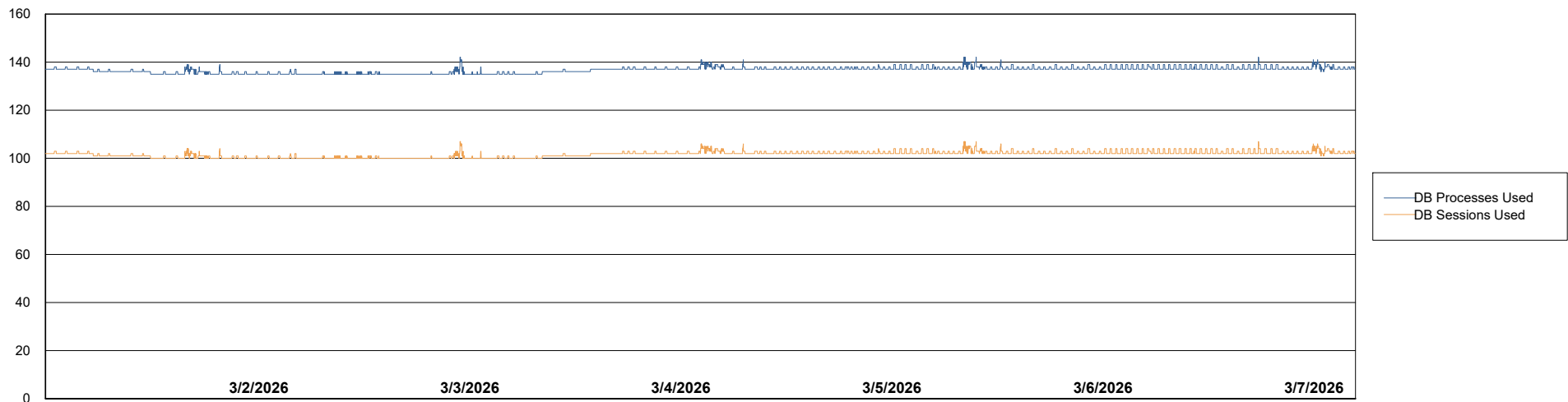
# Weekly SLA Customer Report

Customer BNL\_Production  
Database ID 83



## Database Performance BNLDB\_Standby

DB Processes Max 1,000  
DB Processes Max 0  
DB Processes Max 4



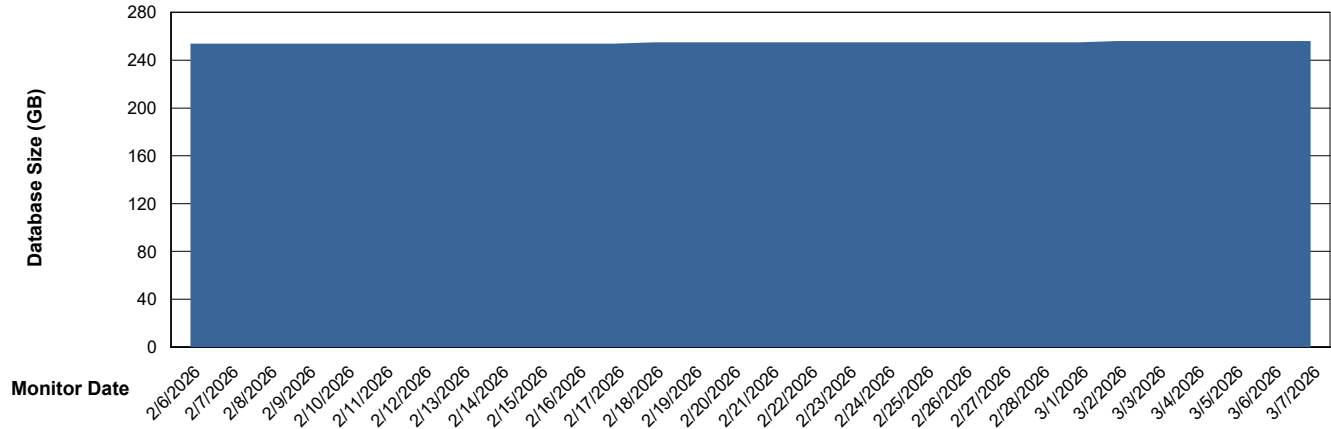
# Weekly SLA Customer Report

Customer BNL\_Production  
 Database ID 83



DATABASE SIZE BNLDB\_Production

## Database growth over last month



Database Tablespace BNLDB\_Production

Date	Tablespace Name	MaxFilesize (Gb)	Usedsize (Gb)	Percentage free
3/7/2026	ABSDATA	320	72	78
	INDX	320	174	46
3/6/2026	ABSDATA	320	72	78
	INDX	320	174	46
3/5/2026	ABSDATA	320	72	78
	INDX	320	174	46
3/4/2026	ABSDATA	320	72	78
	INDX	320	174	46
3/3/2026	ABSDATA	320	72	78
	INDX	320	174	46
3/2/2026	ABSDATA	320	72	78
	INDX	320	174	46
3/1/2026	ABSDATA	320	72	78
	INDX	320	174	46

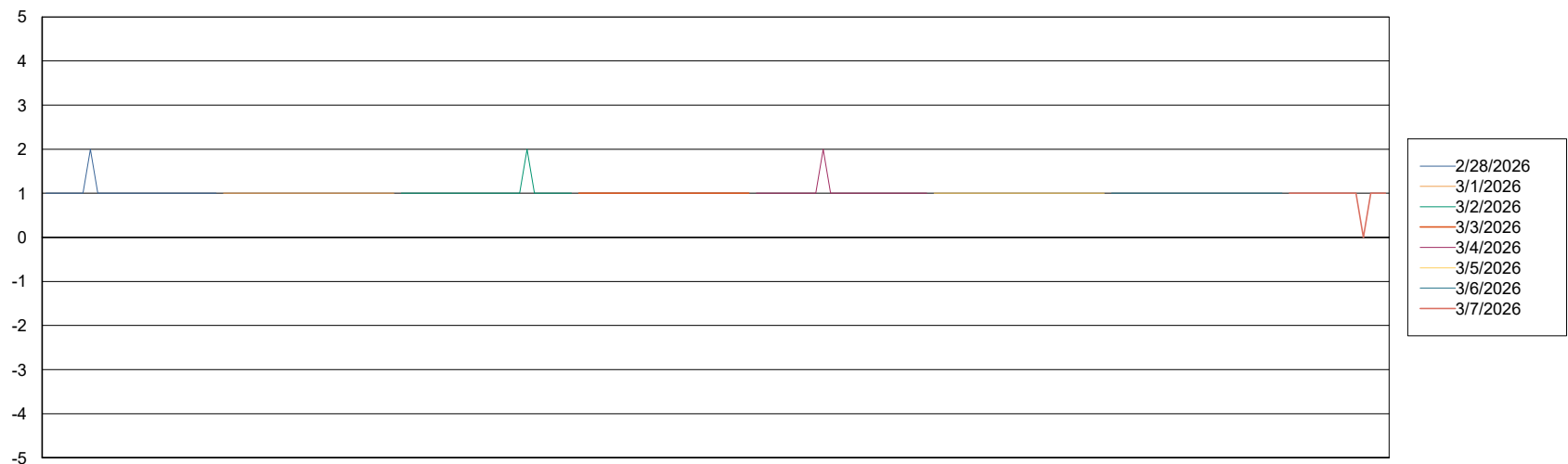
# Weekly SLA Customer Report

Customer BNL\_Production  
Database ID 83



Standby Database Health BNL\_Production

### Recovery lag for last 7 days



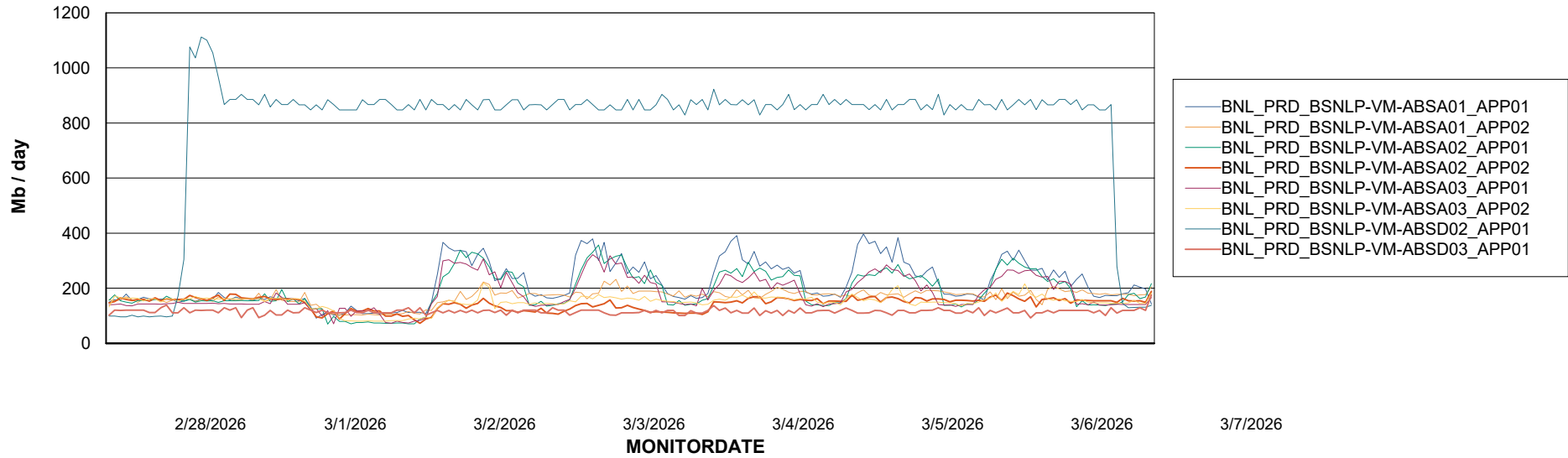
# Weekly SLA Customer Report

Customer BNL\_Production  
Database ID 83

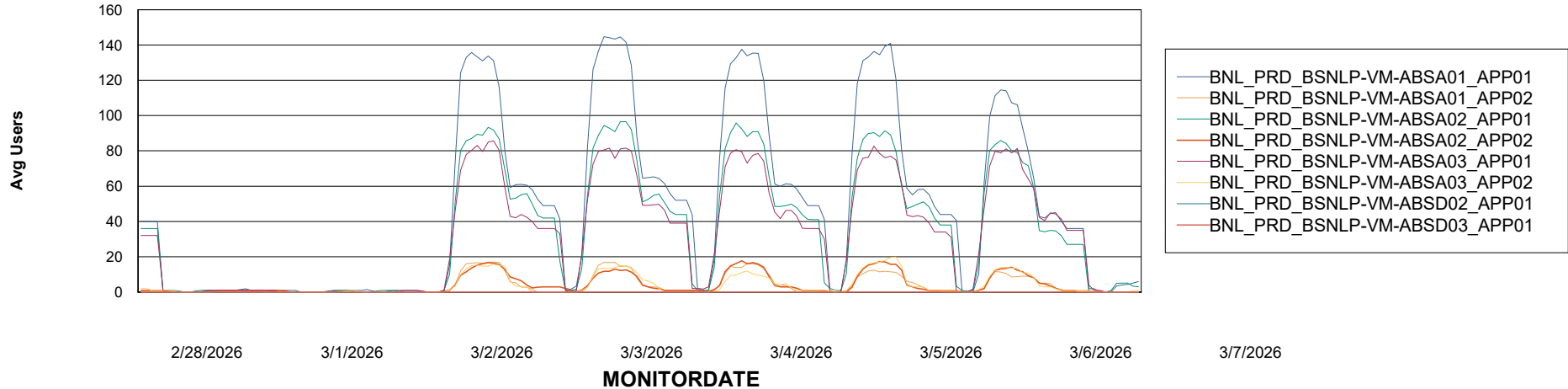


## ABSSolute Application Server Services

### Avg memory used per ABS Server Service



### Avg users per day per ABS server



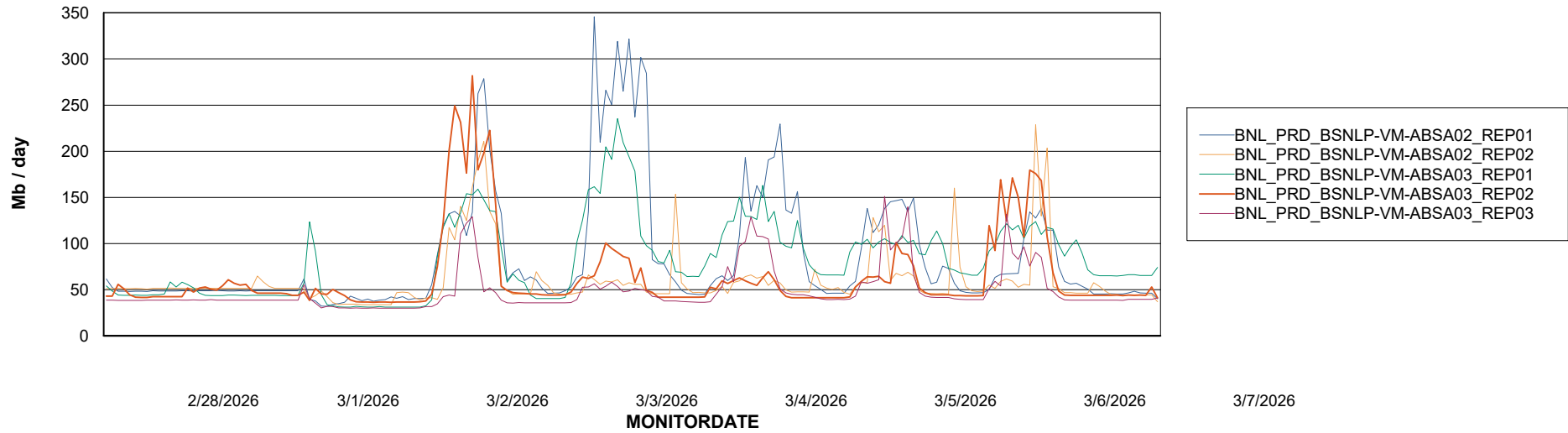
# Weekly SLA Customer Report

Customer BNL\_Production  
Database ID 83



## ABSSolute Application ReportServer Services

### Avg memory used per ReportServer Service



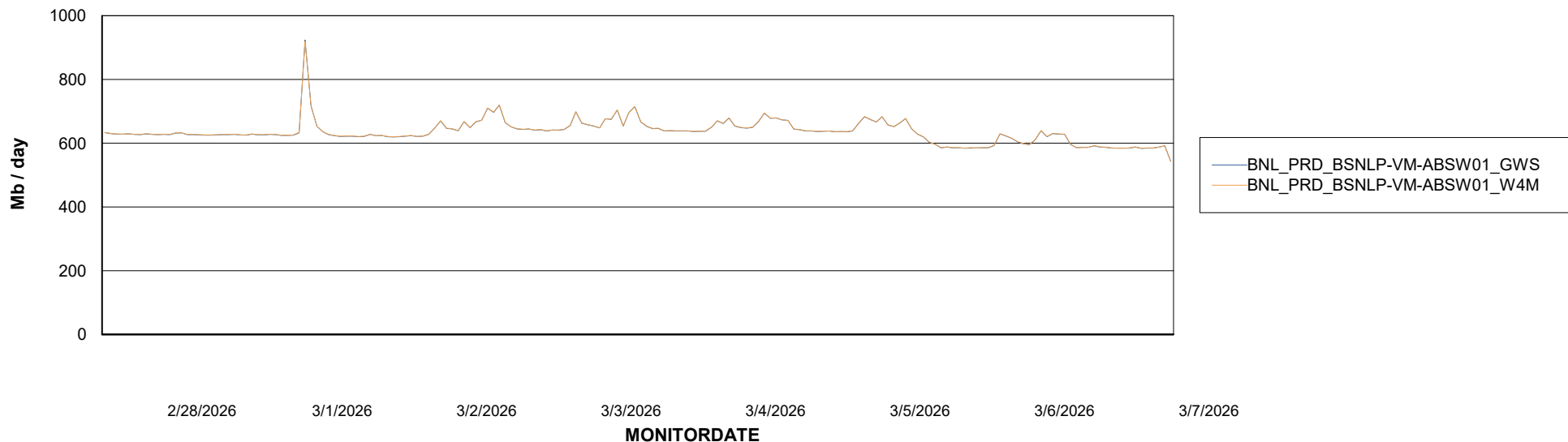
# Weekly SLA Customer Report

Customer BNL\_Production  
Database ID 83



## ABSSolute Web Component Services

### Avg memory used per ABS Web component



# Weekly SLA Customer Report

Customer BNL\_Production  
Database ID 83



## Disaster per ABS component

