

Weekly SLA Customer Report

Customer LSS_CHINA_Production
 Database ID 202



Harddisk Usage LSS_CHINA_PRD_LIAZCNABSAPPL1

| | Free disk space on C: (%) | Total disk space on C: (Gb) | Used disk space on C: (Gb) | Free disk space on D: (%) | Total disk space on D: (Gb) | Used disk space on D: (Gb) |
|-----------|---------------------------|-----------------------------|----------------------------|---------------------------|-----------------------------|----------------------------|
| 2/21/2026 | 31 | 127 | 87 | 73 | 64 | 17 |
| 2/20/2026 | 32 | 127 | 87 | 73 | 64 | 17 |
| 2/19/2026 | 32 | 127 | 87 | 73 | 64 | 17 |
| 2/18/2026 | 32 | 127 | 86 | 73 | 64 | 17 |
| 2/17/2026 | 28 | 127 | 91 | 73 | 64 | 17 |
| 2/16/2026 | 18 | 127 | 104 | 73 | 64 | 17 |
| 2/15/2026 | 17 | 127 | 105 | 73 | 64 | 17 |

Harddisk Usage LSS_CHINA_PRD_LIAZCNABSAPPL2

| | Free disk space on C: (%) | Total disk space on C: (Gb) | Used disk space on C: (Gb) | Free disk space on D: (%) | Total disk space on D: (Gb) | Used disk space on D: (Gb) |
|-----------|---------------------------|-----------------------------|----------------------------|---------------------------|-----------------------------|----------------------------|
| 2/21/2026 | 55 | 127 | 57 | 92 | 64 | 5 |
| 2/20/2026 | 55 | 127 | 57 | 92 | 64 | 5 |
| 2/19/2026 | 55 | 127 | 57 | 92 | 64 | 5 |
| 2/18/2026 | 55 | 127 | 57 | 92 | 64 | 5 |
| 2/17/2026 | 50 | 127 | 63 | 92 | 64 | 5 |
| 2/16/2026 | 46 | 127 | 69 | 92 | 64 | 5 |
| 2/15/2026 | 46 | 127 | 69 | 92 | 64 | 5 |

Weekly SLA Customer Report

Customer LSS_CHINA_Production
Database ID 202



Harddisk Usage LSS_CHINA_PRD_liazcnVMPABSDB1

| | Free disk space on C: (%) | Total disk space on C: (Gb) | Used disk space on C: (Gb) | Free disk space on D: (%) | Total disk space on D: (Gb) | Used disk space on D: (Gb) | Free disk space on E: (%) | Total disk space on E: (Gb) | Used disk space on E: (Gb) | Free disk space on F: (%) |
|-----------|---------------------------|-----------------------------|----------------------------|---------------------------|-----------------------------|----------------------------|---------------------------|-----------------------------|----------------------------|---------------------------|
| 2/21/2026 | 79 | 149 | 31 | 70 | 100 | 30 | 49 | 1,500 | 770 | 81 |
| 2/20/2026 | 79 | 149 | 31 | 70 | 100 | 30 | 49 | 1,500 | 770 | 80 |
| 2/19/2026 | 79 | 149 | 31 | 70 | 100 | 30 | 49 | 1,500 | 770 | 80 |
| 2/18/2026 | 79 | 149 | 31 | 70 | 100 | 30 | 49 | 1,500 | 770 | 81 |
| 2/17/2026 | 79 | 149 | 31 | 73 | 100 | 27 | 49 | 1,500 | 770 | 80 |
| 2/16/2026 | 79 | 149 | 31 | 79 | 100 | 21 | 49 | 1,500 | 770 | 78 |
| 2/15/2026 | 79 | 149 | 31 | 79 | 100 | 21 | 49 | 1,500 | 770 | 78 |

Harddisk Usage LSS_CHINA_PRD_liazcnVMPABSDB2

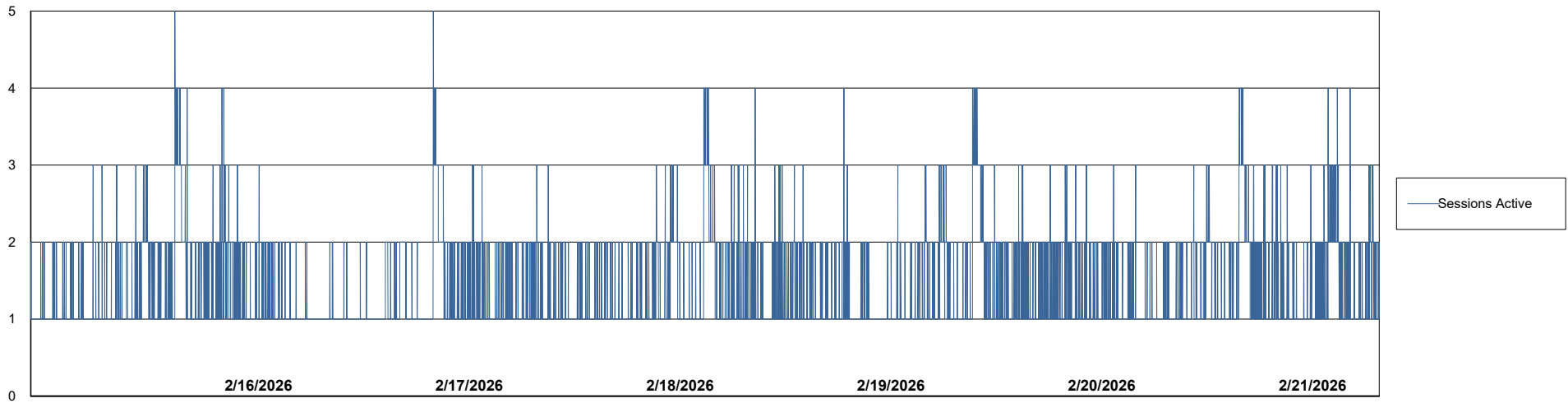
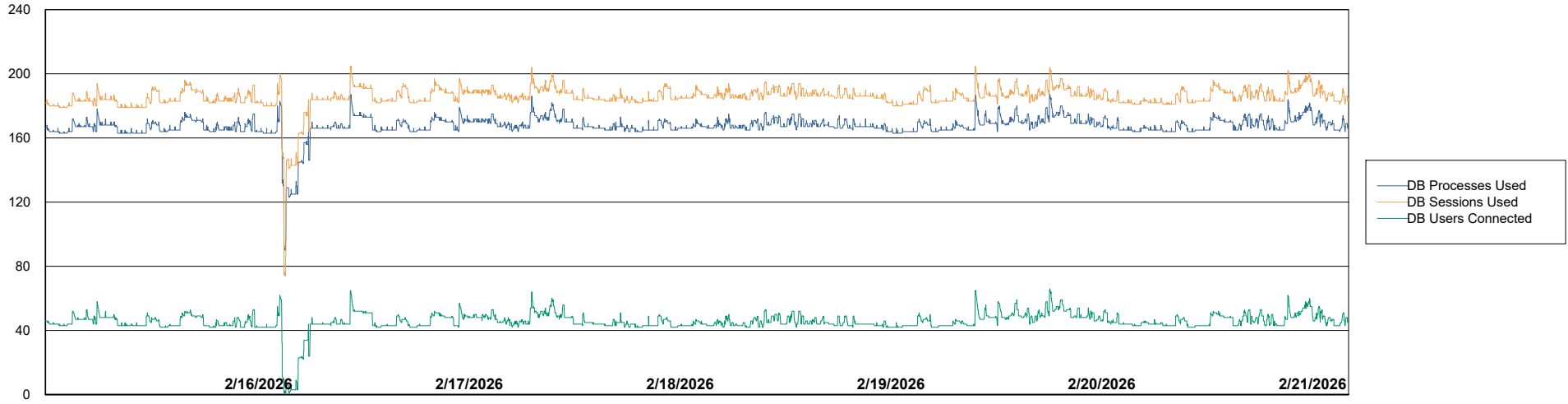
| | Free disk space on C: (%) | Total disk space on C: (Gb) | Used disk space on C: (Gb) | Free disk space on D: (%) | Total disk space on D: (Gb) | Used disk space on D: (Gb) | Free disk space on E: (%) | Total disk space on E: (Gb) | Used disk space on E: (Gb) | Free disk space on F: (%) |
|-----------|---------------------------|-----------------------------|----------------------------|---------------------------|-----------------------------|----------------------------|---------------------------|-----------------------------|----------------------------|---------------------------|
| 2/21/2026 | 79 | 149 | 31 | 76 | 100 | 24 | 57 | 1,500 | 648 | 96 |
| 2/20/2026 | 79 | 149 | 31 | 76 | 100 | 24 | 57 | 1,500 | 648 | 97 |
| 2/19/2026 | 79 | 149 | 31 | 76 | 100 | 24 | 57 | 1,500 | 648 | 97 |
| 2/18/2026 | 79 | 149 | 31 | 76 | 100 | 24 | 57 | 1,500 | 648 | 97 |
| 2/17/2026 | 79 | 149 | 31 | 79 | 100 | 21 | 57 | 1,500 | 648 | 97 |
| 2/16/2026 | 80 | 149 | 31 | 80 | 100 | 20 | 57 | 1,500 | 648 | 95 |
| 2/15/2026 | 80 | 149 | 31 | 78 | 100 | 22 | 57 | 1,500 | 648 | 94 |

Weekly SLA Customer Report

Customer LSS_CHINA_Production
Database ID 202



Database Performance LSS_CHINA_PRD_liazcnVMPABSDB1_ABS1



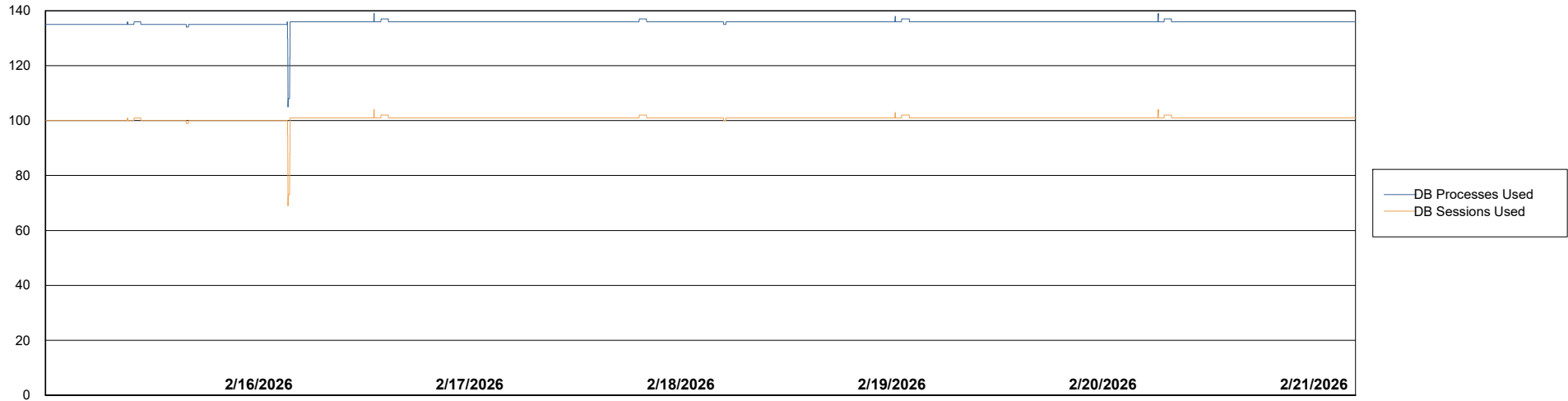
Weekly SLA Customer Report

Customer LSS_CHINA_Production
Database ID 202



Database Performance LSS_CHINA_PRD_liazcnVMPABSDB2_HSBABS1

DB Processes Max 1,000
DB Processes Max 4
DB Processes Max 0



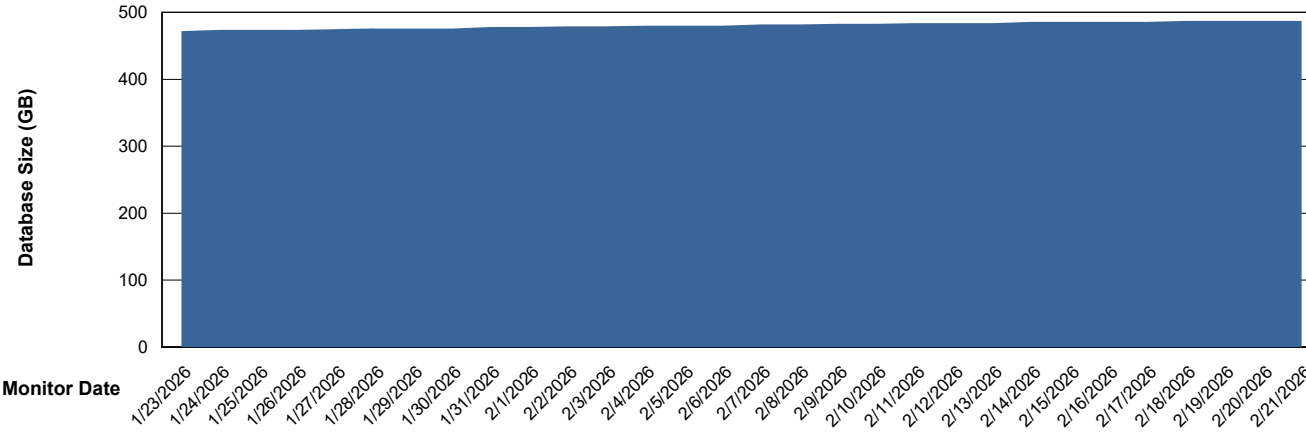
Weekly SLA Customer Report

Customer LSS_CHINA_Production
 Database ID 202



DATABASE SIZE LSS_CHINA_PRD_liazcnVMPABSDB1_ABS1

Database growth over last month



Database Tablespace LSS_CHINA_PRD_liazcnVMPABSDB1_ABS1

| Date | Tablespace Name | MaxFilesize (Gb) | Usedsize (Gb) | Percentage free |
|-----------|-----------------|------------------|---------------|-----------------|
| 2/21/2026 | ABSDATA | 640 | 445 | 30 |
| | INDX | 160 | 21 | 87 |
| 2/20/2026 | ABSDATA | 640 | 445 | 30 |
| | INDX | 160 | 21 | 87 |
| 2/19/2026 | ABSDATA | 640 | 445 | 30 |
| | INDX | 160 | 21 | 87 |
| 2/18/2026 | ABSDATA | 640 | 445 | 30 |
| | INDX | 160 | 21 | 87 |
| 2/17/2026 | ABSDATA | 640 | 445 | 31 |
| | INDX | 160 | 21 | 87 |
| 2/16/2026 | ABSDATA | 640 | 445 | 31 |
| | INDX | 160 | 21 | 87 |
| 2/15/2026 | ABSDATA | 640 | 445 | 31 |
| | INDX | 160 | 21 | 87 |

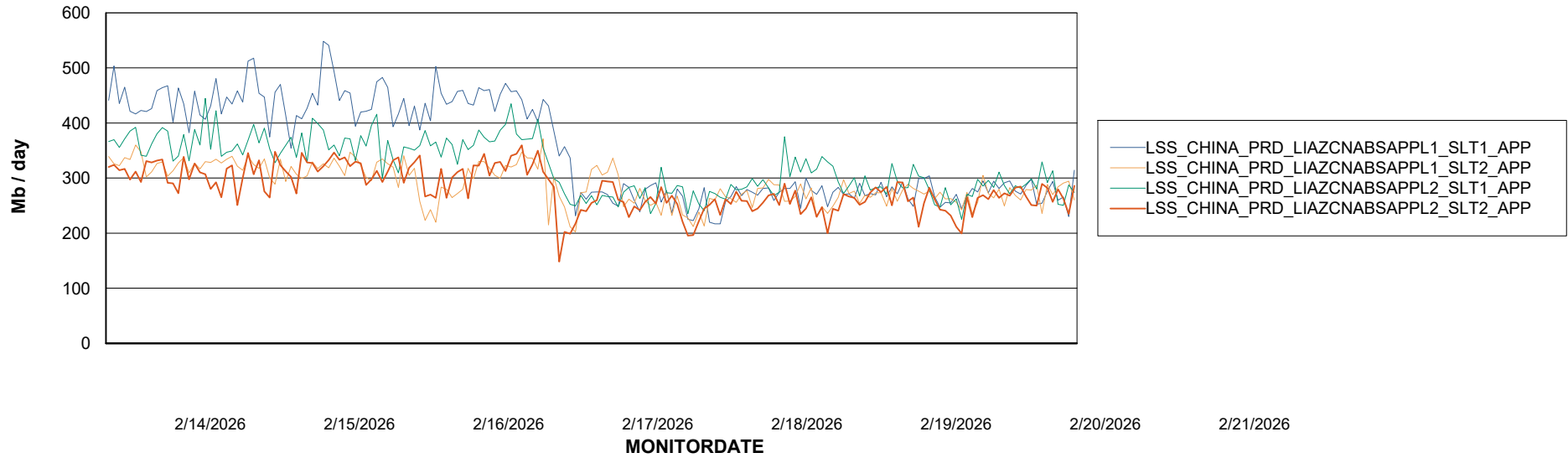
Weekly SLA Customer Report

Customer LSS_CHINA_Production
Database ID 202

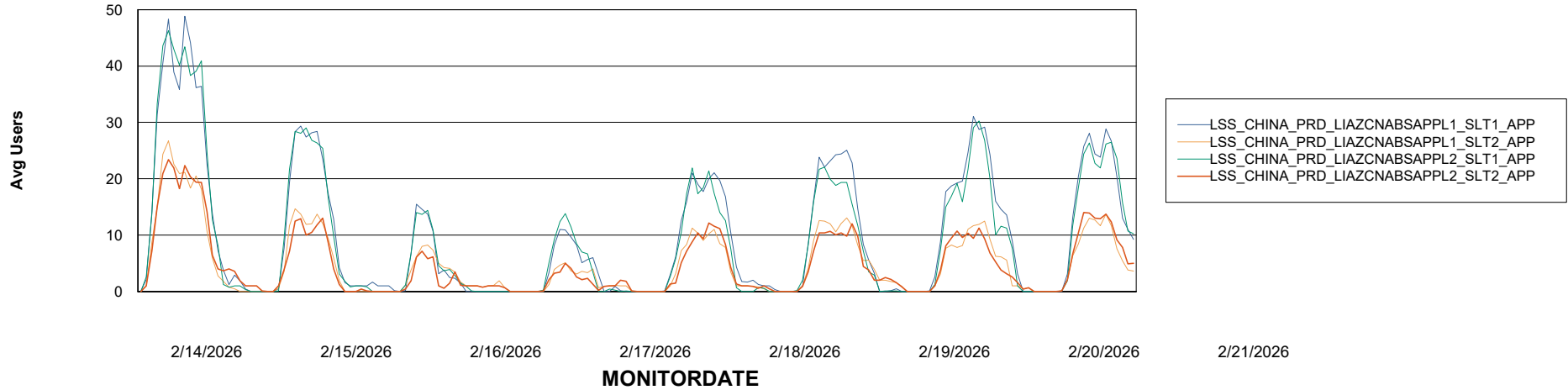


ABSSolute Application Server Services

Avg memory used per ABS Server Service



Avg users per day per ABS server



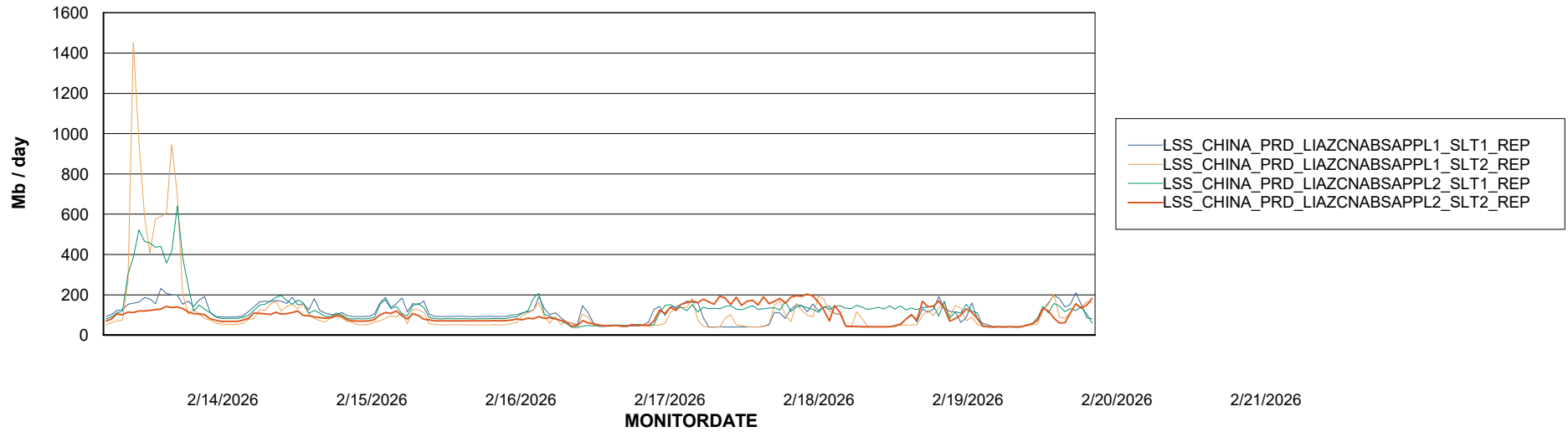
Weekly SLA Customer Report

Customer LSS_CHINA_Production
Database ID 202



ABSSolute Application ReportServer Services

Avg memory used per ReportServer Service



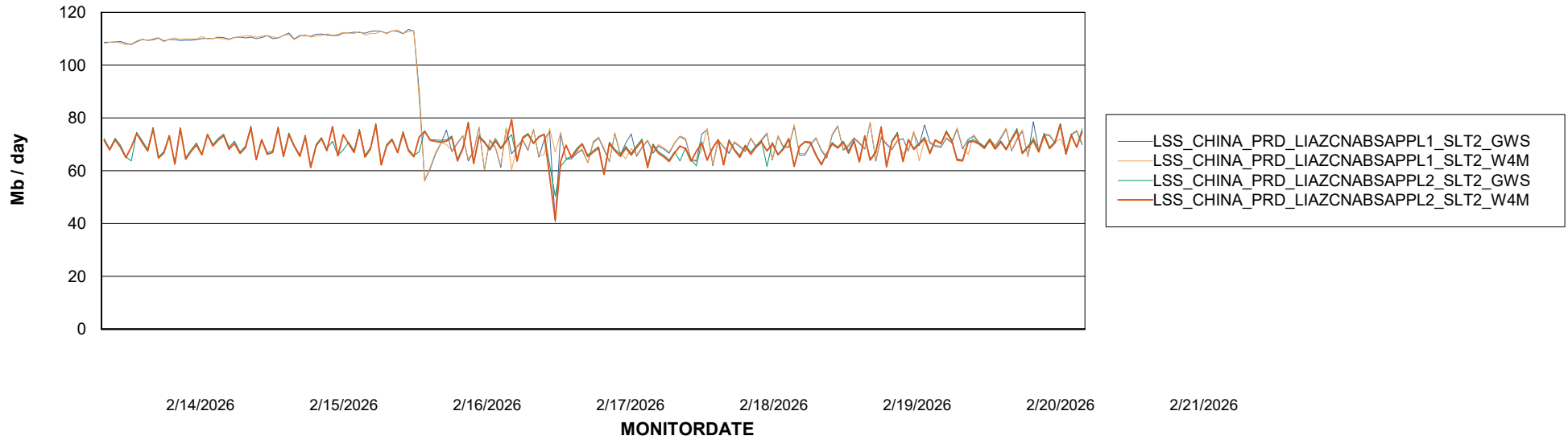
Weekly SLA Customer Report

Customer LSS_CHINA_Production
Database ID 202



ABSSolute Web Component Services

Avg memory used per ABS Web component



Weekly SLA Customer Report

Customer LSS_CHINA_Production
Database ID 202



Disaster per ABS component

