

# Weekly SLA Customer Report

Customer BNL\_Production  
 Database ID 83



Harddisk Usage BNL\_PRD\_BSNLP-VM-ABSD02

	Free disk space on C: (%)	Total disk space on C: (Gb)	Used disk space on C: (Gb)	Free disk space on D: (%)	Total disk space on D: (Gb)	Used disk space on D: (Gb)	Free disk space on E: (%)	Total disk space on E: (Gb)	Used disk space on E: (Gb)	Free disk space on F: (%)
2/21/2026	47	127	68	69	1,512	475	87	500	67	79
2/20/2026	46	127	68	72	1,512	422	86	500	69	79
2/19/2026	47	127	68	72	1,512	425	87	500	63	79
2/18/2026	46	127	68	72	1,512	420	87	500	65	79
2/17/2026	47	127	68	72	1,512	425	88	500	62	79
2/16/2026	47	127	67	72	1,512	424	85	500	73	79
2/15/2026	47	127	67	72	1,512	425	87	500	67	79

Harddisk Usage BNL\_PRD\_BSNLP-VM-ABSD03

	Free disk space on C: (%)	Total disk space on C: (Gb)	Used disk space on C: (Gb)	Free disk space on D: (%)	Total disk space on D: (Gb)	Used disk space on D: (Gb)	Free disk space on E: (%)	Total disk space on E: (Gb)	Used disk space on E: (Gb)	Free disk space on F: (%)
2/21/2026	49	127	65	80	1,512	300	76	500	119	79
2/20/2026	49	127	65	80	1,512	301	75	500	124	79
2/19/2026	49	127	65	80	1,512	300	75	500	124	79
2/18/2026	49	127	65	80	1,512	299	75	500	125	79
2/17/2026	49	127	65	80	1,512	300	75	500	125	79
2/16/2026	48	127	66	80	1,512	303	75	500	126	79
2/15/2026	47	127	67	80	1,512	303	75	500	123	79

# Weekly SLA Customer Report

Customer BNL\_Production  
Database ID 83



## Harddisk Usage BNL\_PRD\_BSNLP-VM-ABSO01

	Free disk space on C: (%)	Total disk space on C: (Gb)	Used disk space on C: (Gb)	Free disk space on D: (%)	Total disk space on D: (Gb)	Used disk space on D: (Gb)
2/21/2026	90	255	26	88	16	2
2/20/2026	90	255	26	88	16	2
2/19/2026	90	255	26	88	16	2
2/18/2026	90	255	26	88	16	2
2/17/2026	90	255	26	88	16	2
2/16/2026	90	255	27	88	16	2
2/15/2026	90	255	27	88	16	2

## Harddisk Usage BNL\_PRD\_bsnlp-vm-absw01

	Free disk space on C: (%)	Total disk space on C: (Gb)	Used disk space on C: (Gb)	Free disk space on D: (%)	Total disk space on D: (Gb)	Used disk space on D: (Gb)	Free disk space on E: (%)	Total disk space on E: (Gb)	Used disk space on E: (Gb)
2/21/2026	76	127	30	97	128	4	91	16	1
2/20/2026	75	127	32	97	128	4	91	16	1
2/19/2026	75	127	31	97	128	4	91	16	1
2/18/2026	75	127	31	97	128	4	91	16	1
2/17/2026	75	127	31	97	128	4	91	16	1
2/16/2026	75	127	32	97	128	4	91	16	1
2/15/2026	74	127	34	97	128	4	91	16	1

# Weekly SLA Customer Report

Customer BNL\_Production  
Database ID 83



## Harddisk Usage BNL\_PRD\_vm-absa01

	Free disk space on C: (%)	Total disk space on C: (Gb)	Used disk space on C: (Gb)	Free disk space on D: (%)	Total disk space on D: (Gb)	Used disk space on D: (Gb)	Free disk space on E: (%)	Total disk space on E: (Gb)	Used disk space on E: (Gb)
2/21/2026	65	127	45	93	127	8	92	64	5
2/20/2026	64	127	45	93	127	8	92	64	5
2/19/2026	64	127	45	94	127	8	92	64	5
2/18/2026	64	127	45	94	127	8	92	64	5
2/17/2026	64	127	45	94	127	8	92	64	5
2/16/2026	64	127	46	94	127	8	92	64	5
2/15/2026	63	127	48	94	127	8	92	64	5

## Harddisk Usage BNL\_PRD\_vm-absa02

	Free disk space on C: (%)	Total disk space on C: (Gb)	Used disk space on C: (Gb)	Free disk space on D: (%)	Total disk space on D: (Gb)	Used disk space on D: (Gb)	Free disk space on E: (%)	Total disk space on E: (Gb)	Used disk space on E: (Gb)
2/21/2026	70	127	38	89	127	14	92	64	5
2/20/2026	69	127	39	89	127	14	92	64	5
2/19/2026	69	127	39	89	127	14	92	64	5
2/18/2026	69	127	39	89	127	14	92	64	5
2/17/2026	69	127	39	89	127	14	92	64	5
2/16/2026	69	127	39	89	127	14	92	64	5
2/15/2026	68	127	40	89	127	14	92	64	5

# Weekly SLA Customer Report

Customer BNL\_Production  
Database ID 83



Harddisk Usage BNL\_PRD\_vm-absa03

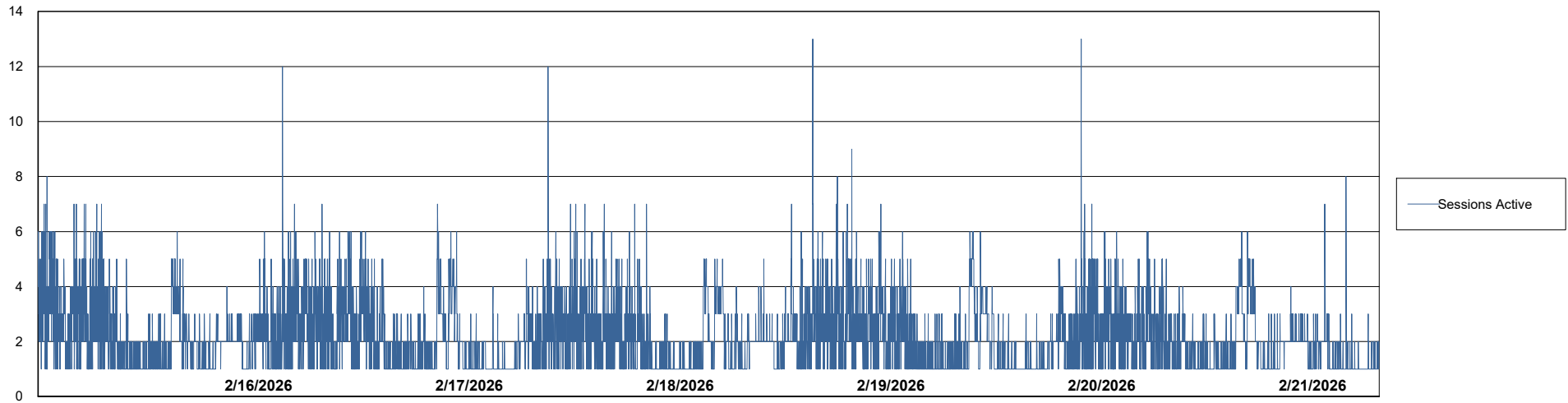
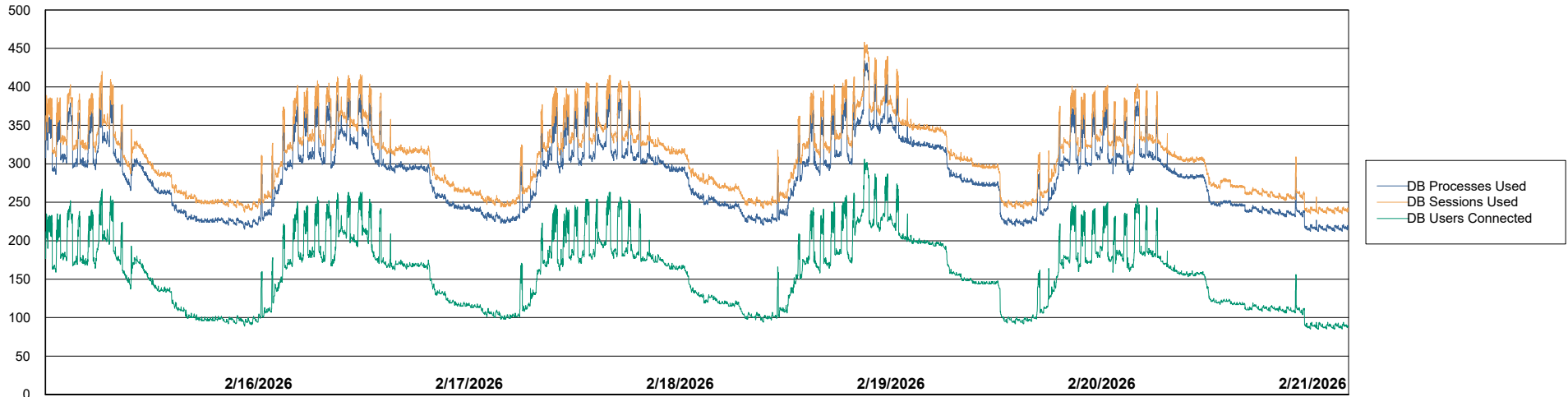
	Free disk space on C: (%)	Total disk space on C: (Gb)	Used disk space on C: (Gb)	Free disk space on D: (%)	Total disk space on D: (Gb)	Used disk space on D: (Gb)	Free disk space on E: (%)	Total disk space on E: (Gb)	Used disk space on E: (Gb)
2/21/2026	57	127	54	60	127	50	92	64	5
2/20/2026	56	127	56	60	127	50	92	64	5
2/19/2026	56	127	56	60	127	50	92	64	5
2/18/2026	56	127	56	60	127	50	92	64	5
2/17/2026	56	127	56	60	127	50	92	64	5
2/16/2026	56	127	56	60	127	50	92	64	5
2/15/2026	55	127	57	60	127	50	92	64	5

# Weekly SLA Customer Report

Customer BNL\_Production  
Database ID 83



## Database Performance BNLDB\_Production



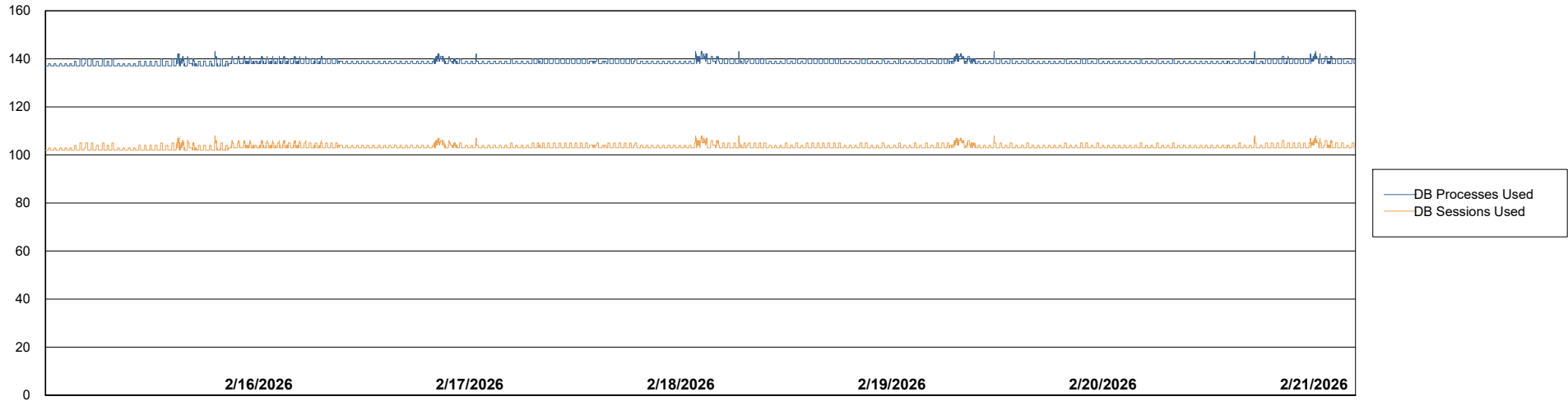
# Weekly SLA Customer Report

Customer BNL\_Production  
Database ID 83



## Database Performance BNLDB\_Standby

DB Processes Max 0  
DB Processes Max 1,000  
DB Processes Max 4



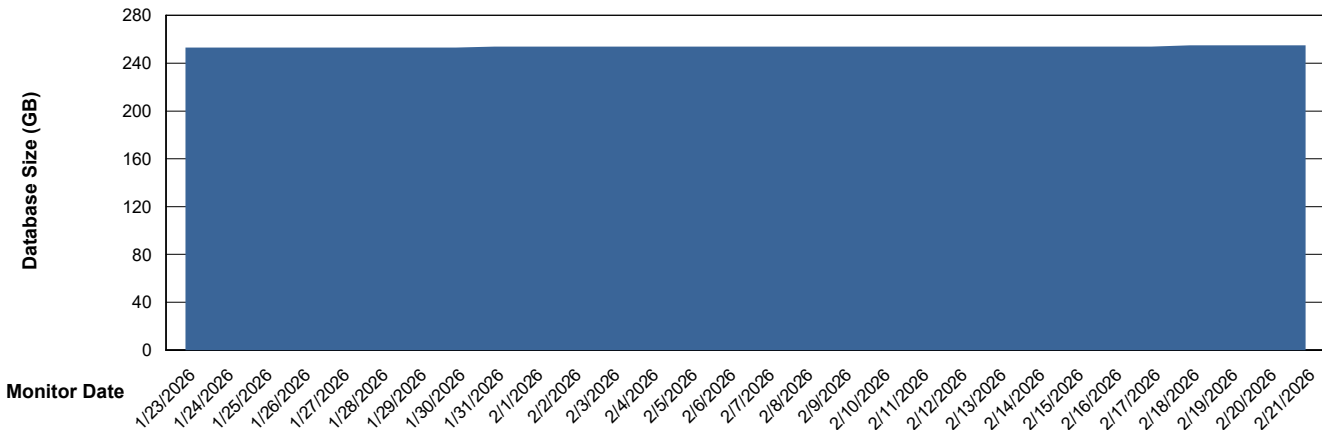
# Weekly SLA Customer Report

Customer BNL\_Production  
 Database ID 83



DATABASE SIZE BNLDB\_Production

Database growth over last month



Database Tablespace BNLDB\_Production

Date	Tablespace Name	MaxFilesize (Gb)	Usedsize (Gb)	Percentage free
2/21/2026	ABSDATA	320	71	78
	INDX	320	174	46
2/20/2026	ABSDATA	320	71	78
	INDX	320	174	46
2/19/2026	ABSDATA	320	71	78
	INDX	320	174	46
2/18/2026	ABSDATA	320	71	78
	INDX	320	173	46
2/17/2026	ABSDATA	320	71	78
	INDX	320	173	46
2/16/2026	ABSDATA	320	71	78
	INDX	320	173	46
2/15/2026	ABSDATA	320	71	78
	INDX	320	173	46

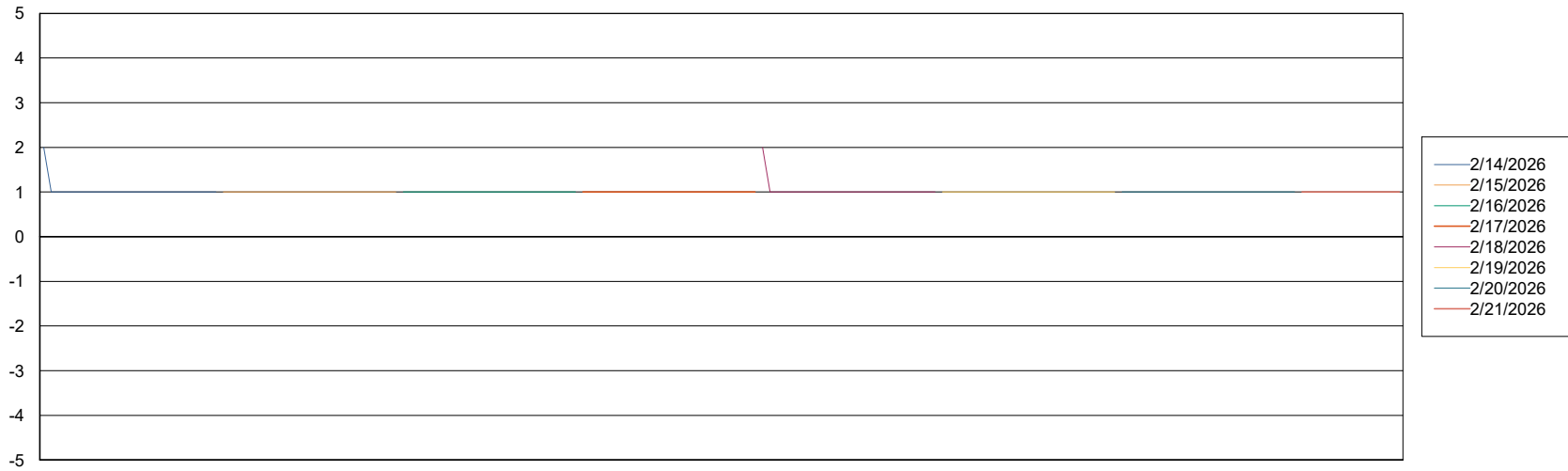
# Weekly SLA Customer Report

Customer BNL\_Production  
Database ID 83



Standby Database Health BNL\_Production

### Recovery lag for last 7 days



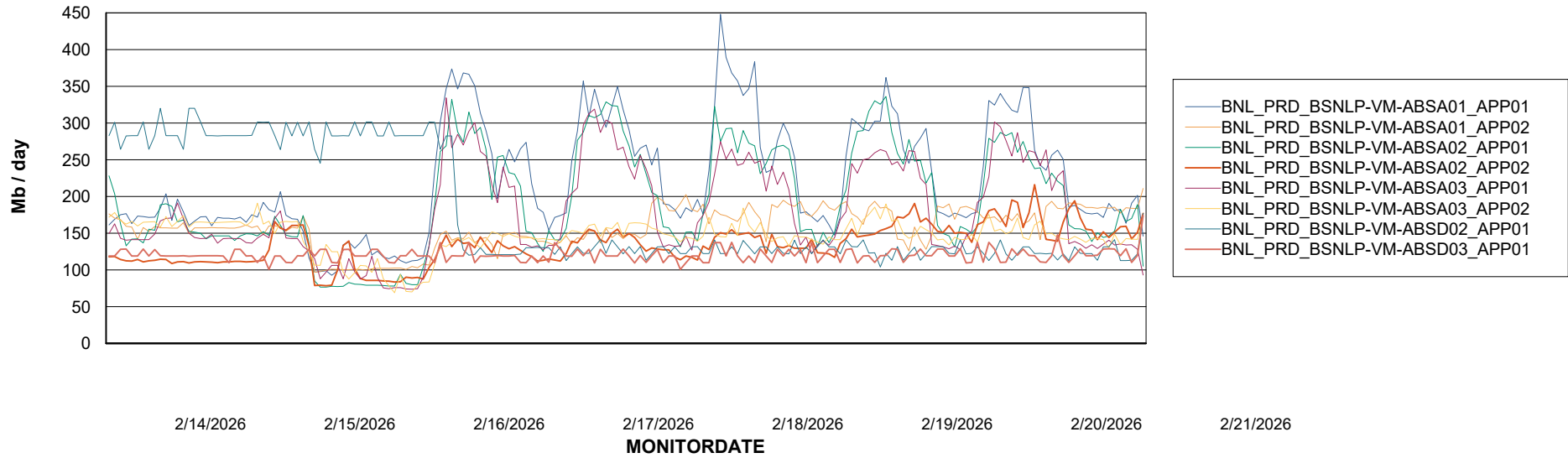
# Weekly SLA Customer Report

Customer BNL\_Production  
Database ID 83

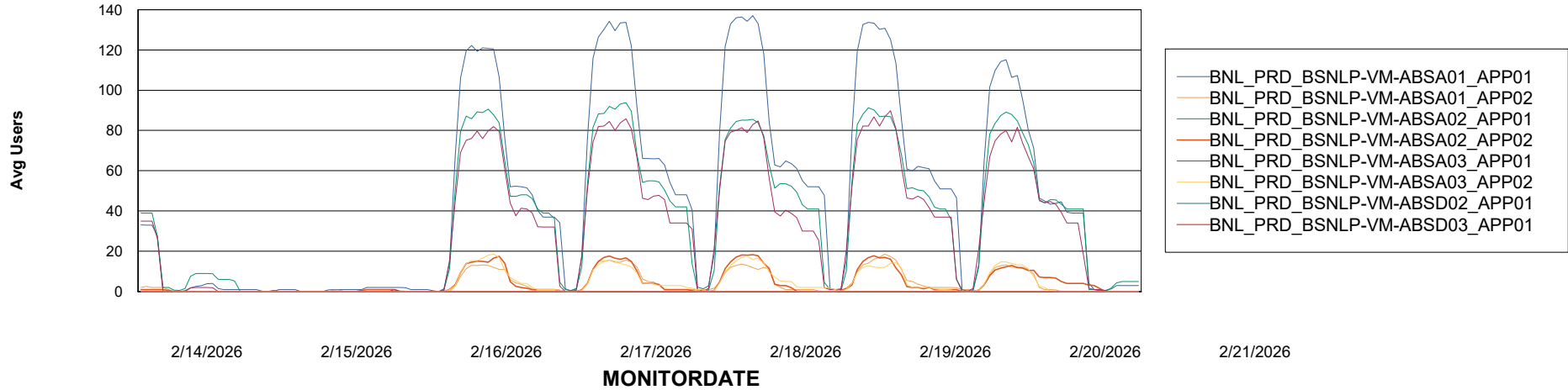


## ABSSolute Application Server Services

### Avg memory used per ABS Server Service



### Avg users per day per ABS server



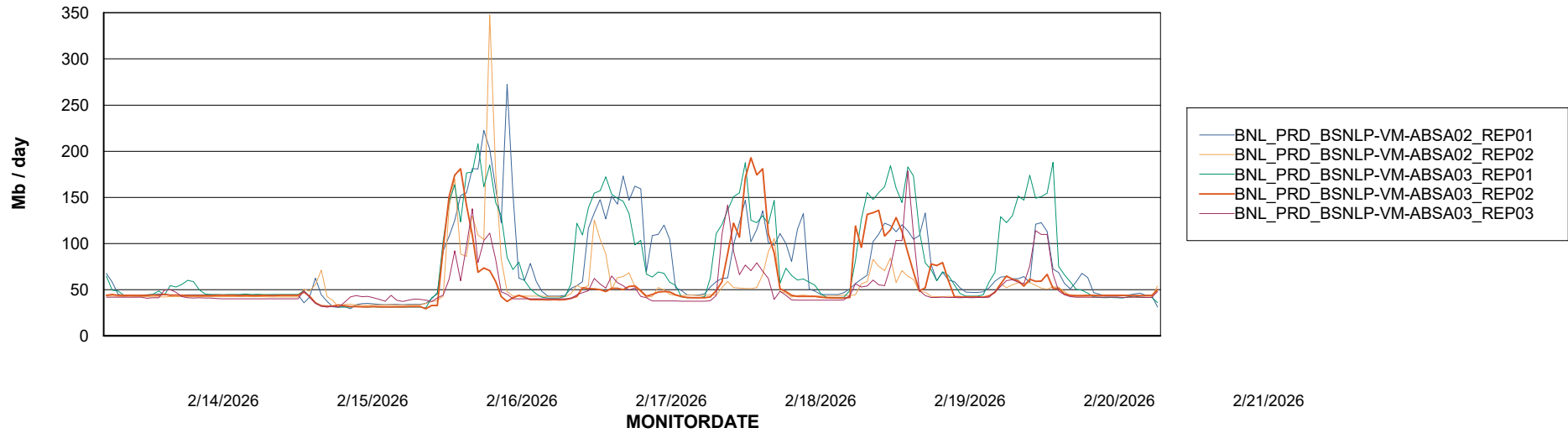
# Weekly SLA Customer Report

Customer BNL\_Production  
Database ID 83



## ABSSolute Application ReportServer Services

### Avg memory used per ReportServer Service



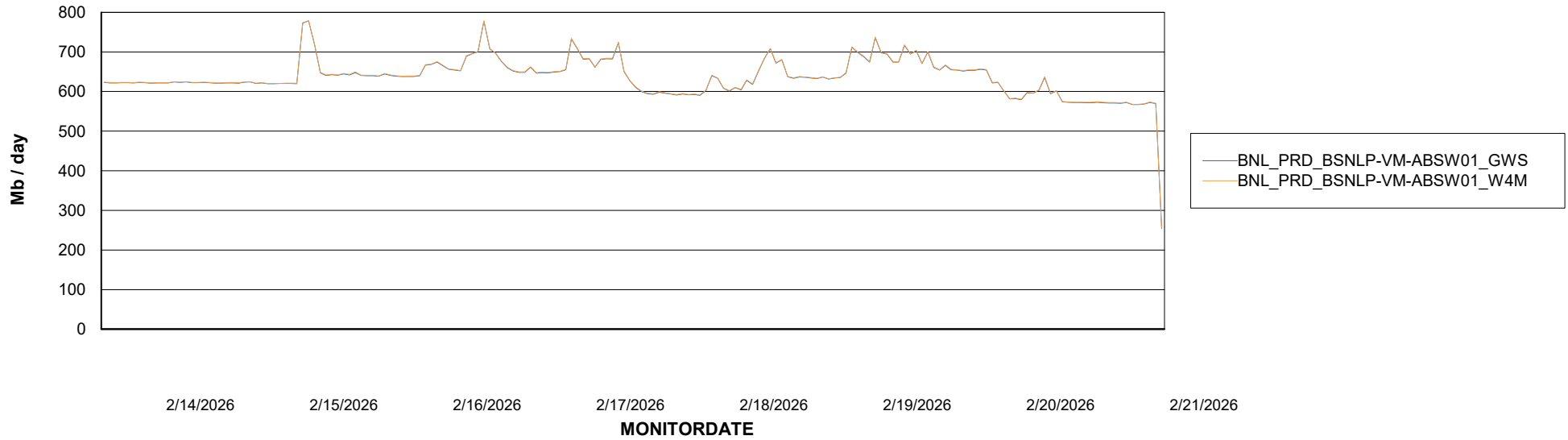
# Weekly SLA Customer Report

Customer BNL\_Production  
Database ID 83



## ABSSolute Web Component Services

### Avg memory used per ABS Web component



# Weekly SLA Customer Report

Customer BNL\_Production  
Database ID 83



## Disaster per ABS component

