

# Weekly SLA Customer Report

Customer SPI\_Production  
Database ID 49



## Harddisk Usage SPI\_PRD\_SRV2016-SW1

	Free disk space on C: (%)	Total disk space on C: (Gb)	Used disk space on C: (Gb)	Free disk space on D: (%)	Total disk space on D: (Gb)	Used disk space on D: (Gb)
2/14/2026	38	79	49	56	100	44
2/13/2026	38	79	49	56	100	44
2/12/2026	38	79	49	55	100	44
2/11/2026	39	79	49	55	100	45
2/10/2026	38	79	49	55	100	45
2/9/2026	38	79	49	55	100	45
2/8/2026	38	79	49	55	100	45

## Harddisk Usage SPI\_PRD\_SRV2016-SW2

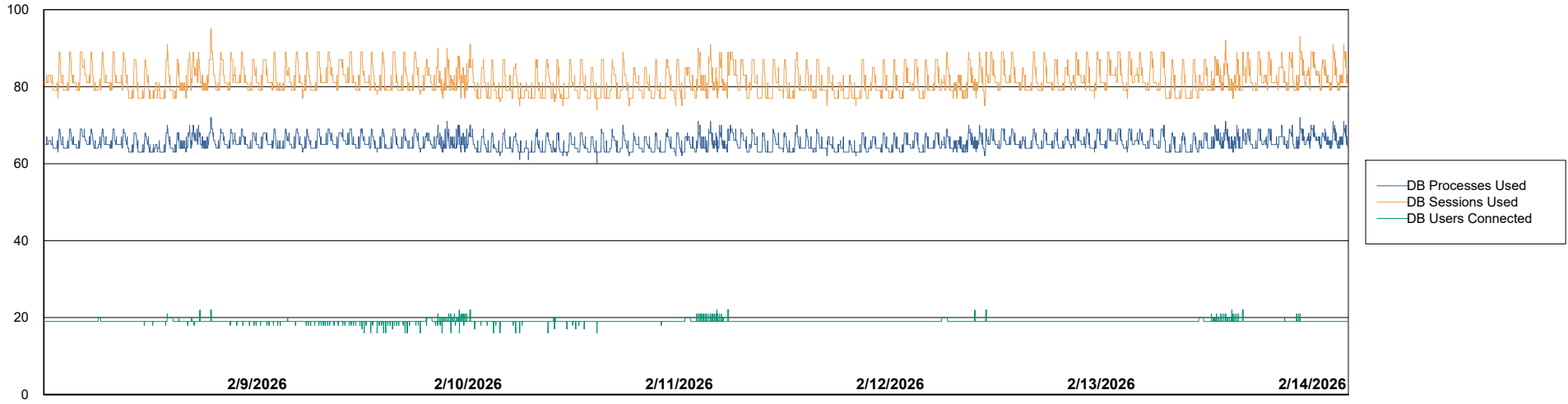
	Free disk space on C: (%)	Total disk space on C: (Gb)	Used disk space on C: (Gb)	Free disk space on D: (%)	Total disk space on D: (Gb)	Used disk space on D: (Gb)
2/14/2026	29	79	56	59	150	61
2/13/2026	28	79	57	59	150	61
2/12/2026	25	79	59	59	150	61
2/11/2026	29	79	56	59	150	61
2/10/2026	30	79	56	59	150	61
2/9/2026	30	79	56	59	150	61
2/8/2026	30	79	56	59	150	62

# Weekly SLA Customer Report

Customer SPI\_Production  
Database ID 49



Database Performance SPI\_PRD\_SRV2016-SW1\_ABS1



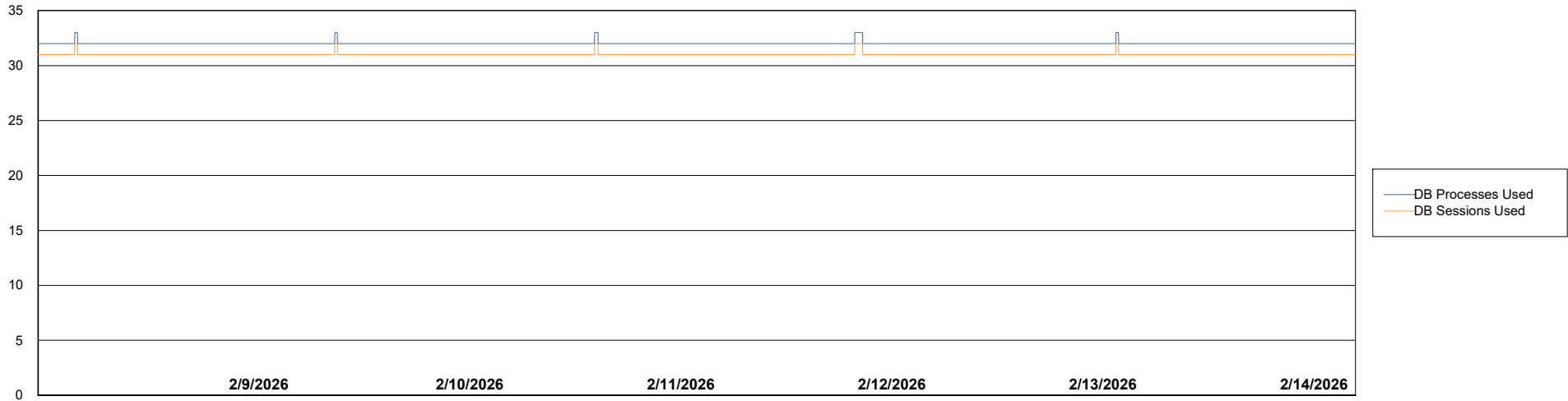
# Weekly SLA Customer Report

Customer SPI\_Production  
Database ID 49



Database Performance SPI\_PRD\_SRV2016-SW2\_HSBABS1

DB Processes Max 500



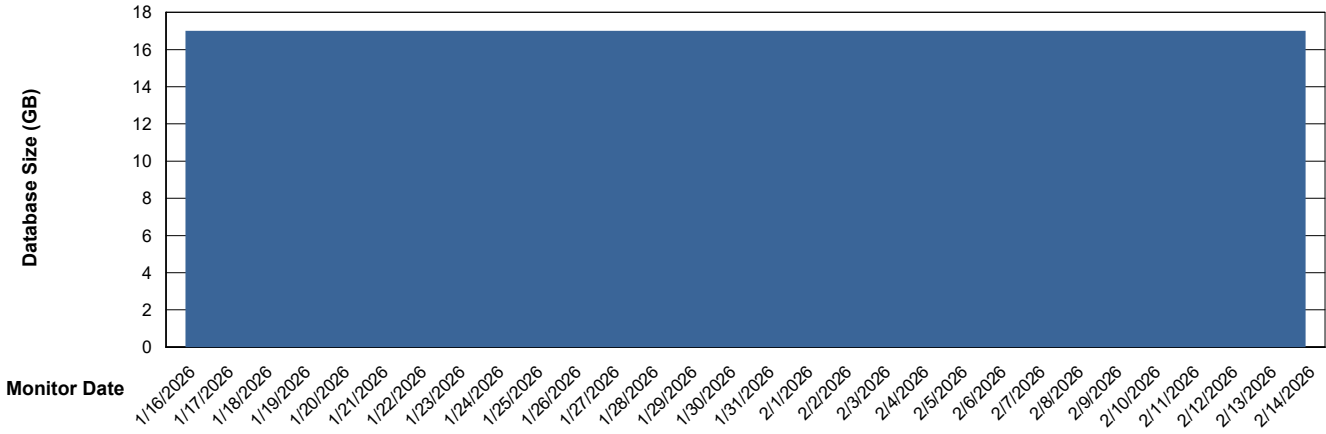
# Weekly SLA Customer Report

Customer SPI\_Production  
 Database ID 49



DATABASE SIZE SPI\_PRD\_SRV2016-SW1\_ABS1

Database growth over last month



Database Tablespace SPI\_PRD\_SRV2016-SW1\_ABS1

Date	Tablespace Name	MaxFilesize (Gb)	Usedsize (Gb)	Percentage free
2/14/2026	ABSDATA	62	3	95
	INDX	62	6	91
2/13/2026	ABSDATA	62	3	95
	INDX	62	6	91
2/12/2026	ABSDATA	62	3	95
	INDX	62	6	91
2/11/2026	ABSDATA	62	3	95
	INDX	62	6	91
2/10/2026	ABSDATA	62	3	95
	INDX	62	6	91
2/9/2026	ABSDATA	62	3	95
	INDX	62	6	91
2/8/2026	ABSDATA	62	3	95
	INDX	62	6	91

# Weekly SLA Customer Report

Customer SPI\_Production  
Database ID 49



Standby Database Health SPI\_Production

## Recovery lag for last 7 days

