

Weekly SLA Customer Report

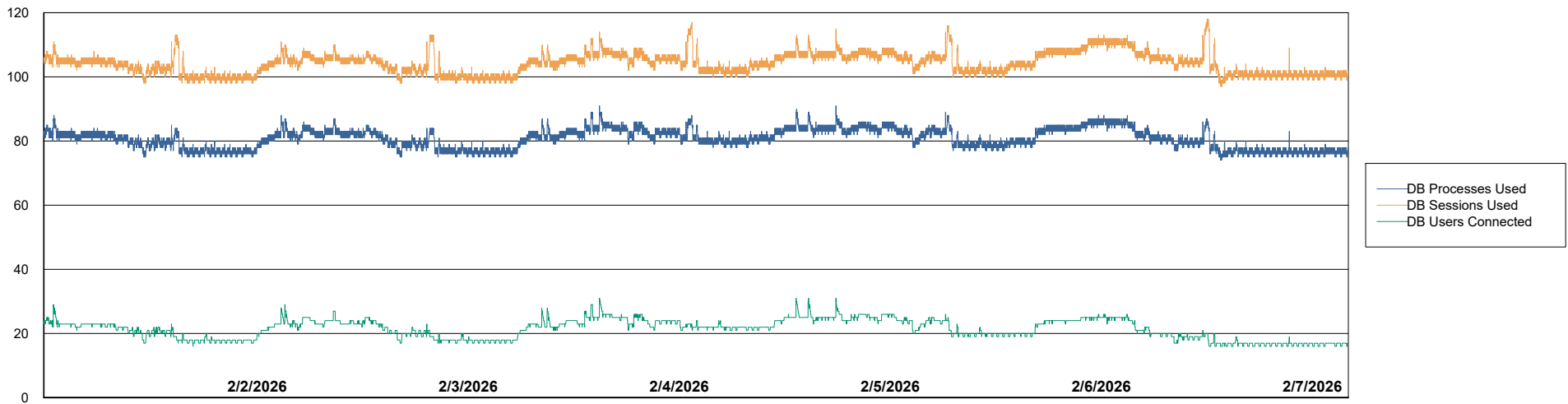
Customer RAS_Production
 Database ID 189



Harddisk Usage RAS_PRD_NEDLIN-ST-APP01

	Free disk space on C: (%)	Total disk space on C: (Gb)	Used disk space on C: (Gb)	Free disk space on D: (%)	Total disk space on D: (Gb)	Used disk space on D: (Gb)	Free disk space on E: (%)	Total disk space on E: (Gb)	Used disk space on E: (Gb)
2/7/2026	16	249	210	38	601	370	67	100	33
2/6/2026	16	249	209	38	601	370	67	100	32
2/5/2026	17	249	208	38	601	370	67	100	33
2/4/2026	17	249	207	38	601	370	67	100	33
2/3/2026	17	249	206	38	601	370	67	100	33
2/2/2026	18	249	205	38	601	370	67	100	33
2/1/2026	18	249	205	38	601	370	66	100	34

Database Performance RAS_PRD_NEDLIN-ST-APP01_ABS1



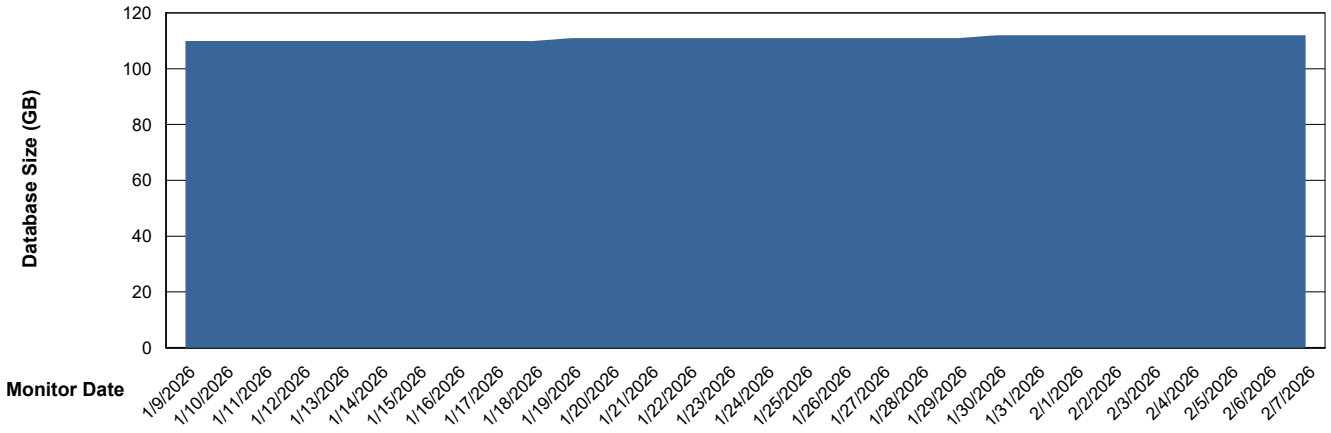
Weekly SLA Customer Report

Customer RAS_Production
 Database ID 189



DATABASE SIZE RAS_PRD_NEDLIN-ST-APP01_ABS1

Database growth over last month



Database Tablespace RAS_PRD_NEDLIN-ST-APP01_ABS1

Date	Tablespace Name	MaxFilesize (Gb)	Usedsize (Gb)	Percentage free
2/7/2026	ABSDATA	128	26	80
	INDX	128	70	45
2/6/2026	ABSDATA	128	26	80
	INDX	128	70	45
2/5/2026	ABSDATA	128	26	80
	INDX	128	70	45
2/4/2026	ABSDATA	128	26	80
	INDX	128	70	45
2/3/2026	ABSDATA	128	26	80
	INDX	128	70	45
2/2/2026	ABSDATA	128	26	80
	INDX	128	70	45
2/1/2026	ABSDATA	128	26	80
	INDX	128	70	45

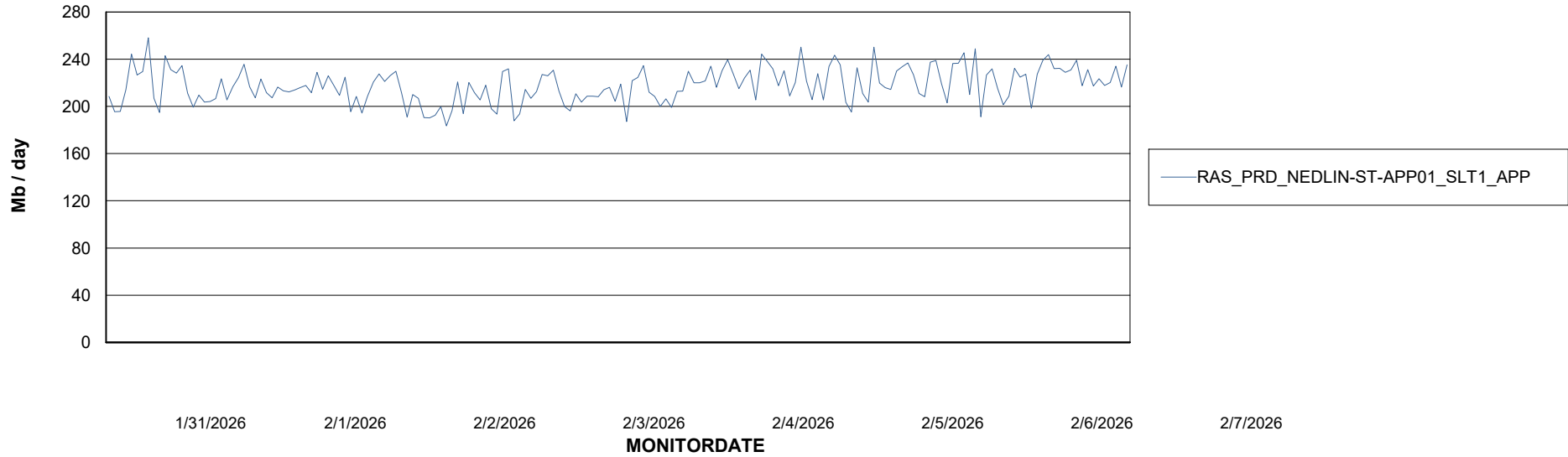
Weekly SLA Customer Report

Customer RAS_Production
Database ID 189

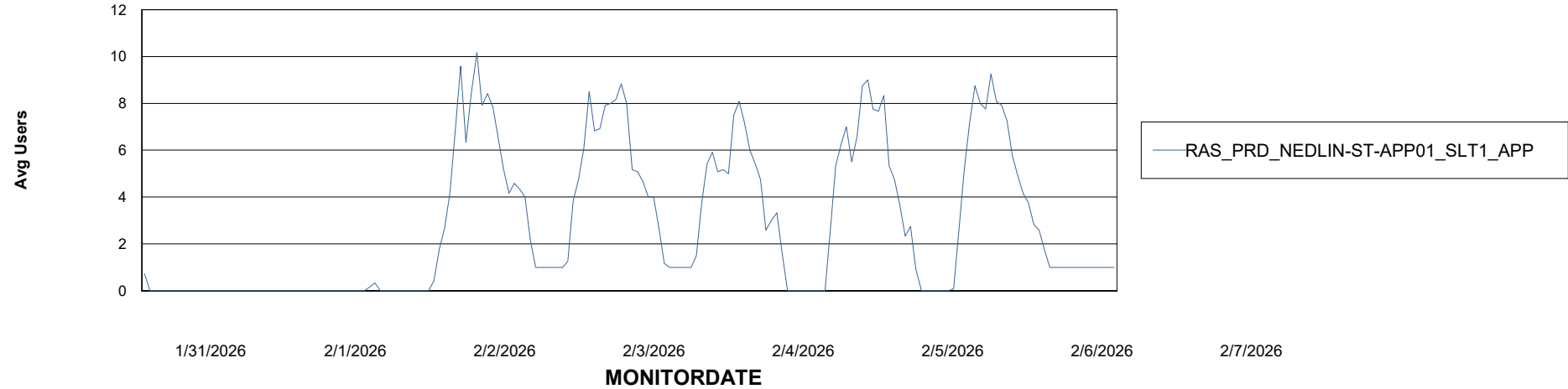


ABSSolute Application Server Services

Avg memory used per ABS Server Service



Avg users per day per ABS server



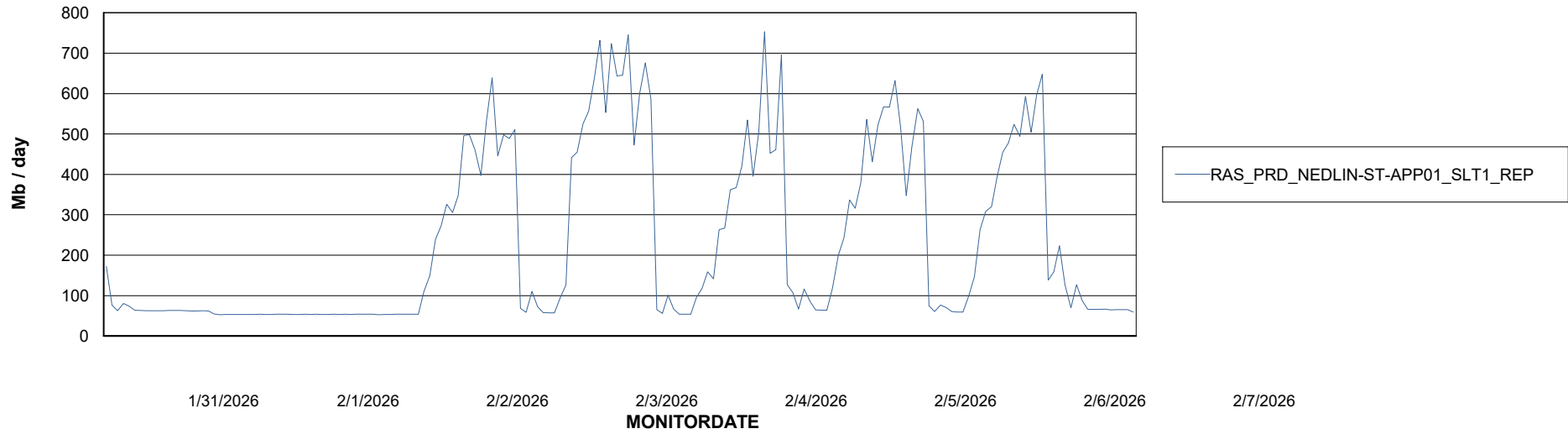
Weekly SLA Customer Report

Customer RAS_Production
Database ID 189



ABSSolute Application ReportServer Services

Avg memory used per ReportServer Service



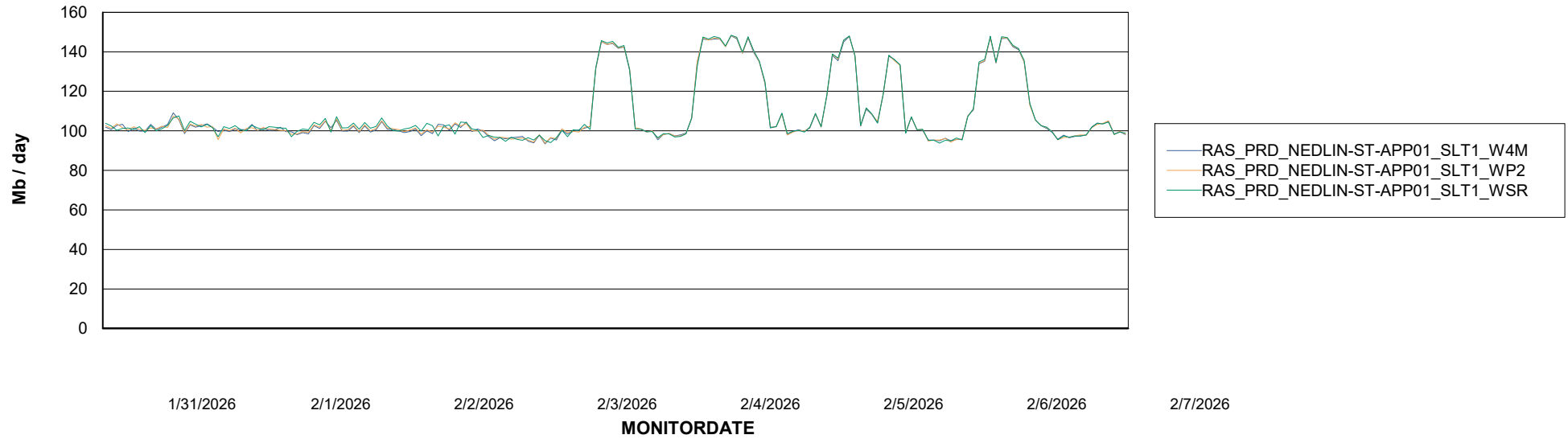
Weekly SLA Customer Report

Customer RAS_Production
Database ID 189



ABSSolute Web Component Services

Avg memory used per ABS Web component



Weekly SLA Customer Report

Customer RAS_Production
Database ID 189



Disaster per ABS component

