

Weekly SLA Customer Report

Customer LLG_Production
Database ID 148



Harddisk Usage LLG_ABSAPPS01

	Free disk space on C: (%)	Total disk space on C: (Gb)	Used disk space on C: (Gb)	Free disk space on D: (%)	Total disk space on D: (Gb)	Used disk space on D: (Gb)
2/7/2026	76	500	121	98	393	8
2/6/2026	76	500	121	98	393	8
2/5/2026	76	500	121	98	393	8
2/4/2026	76	500	121	98	393	8
2/3/2026	76	500	121	98	393	8
2/2/2026	76	500	121	98	393	8
2/1/2026	76	500	121	98	393	8

Harddisk Usage LLG_ABSApps02

	Free disk space on C: (%)	Total disk space on C: (Gb)	Used disk space on C: (Gb)	Free disk space on D: (%)	Total disk space on D: (Gb)	Used disk space on D: (Gb)
2/7/2026	89	500	53	96	393	17
2/6/2026	89	500	53	96	393	17
2/5/2026	89	500	53	96	393	17
2/4/2026	89	500	53	96	393	17
2/3/2026	89	500	53	96	393	17
2/2/2026	89	500	53	96	393	16
2/1/2026	89	500	53	96	393	16

Weekly SLA Customer Report

Customer LLG_Production
Database ID 148



Harddisk Usage LLG_ABSBI01

	Free disk space on C: (%)	Total disk space on C: (Gb)	Used disk space on C: (Gb)	Free disk space on D: (%)	Total disk space on D: (Gb)	Used disk space on D: (Gb)
2/7/2026	81	446	84	89	2,681	289
2/6/2026	81	446	84	89	2,681	289
2/5/2026	81	446	84	89	2,681	289
2/4/2026	81	446	84	89	2,681	289
2/3/2026	81	446	84	89	2,681	289
2/2/2026	81	446	84	89	2,681	289
2/1/2026	81	446	84	89	2,681	288

Harddisk Usage LLG_ABSDB01

	Free disk space on C: (%)	Total disk space on C: (Gb)	Used disk space on C: (Gb)	Free disk space on D: (%)	Total disk space on D: (Gb)	Used disk space on D: (Gb)	Free disk space on E: (%)	Total disk space on E: (Gb)	Used disk space on E: (Gb)
2/7/2026	87	446	59	68	1,605	519	65	1,077	377
2/6/2026	87	446	59	68	1,605	519	65	1,077	375
2/5/2026	87	446	59	68	1,605	519	65	1,077	376
2/4/2026	87	446	59	68	1,605	519	65	1,077	376
2/3/2026	87	446	59	68	1,605	519	65	1,077	376
2/2/2026	87	446	59	68	1,605	519	65	1,077	380
2/1/2026	87	446	59	68	1,605	519	64	1,077	390

Weekly SLA Customer Report

Customer LLG_Production
Database ID 148



Harddisk Usage LLG_ABSDB02

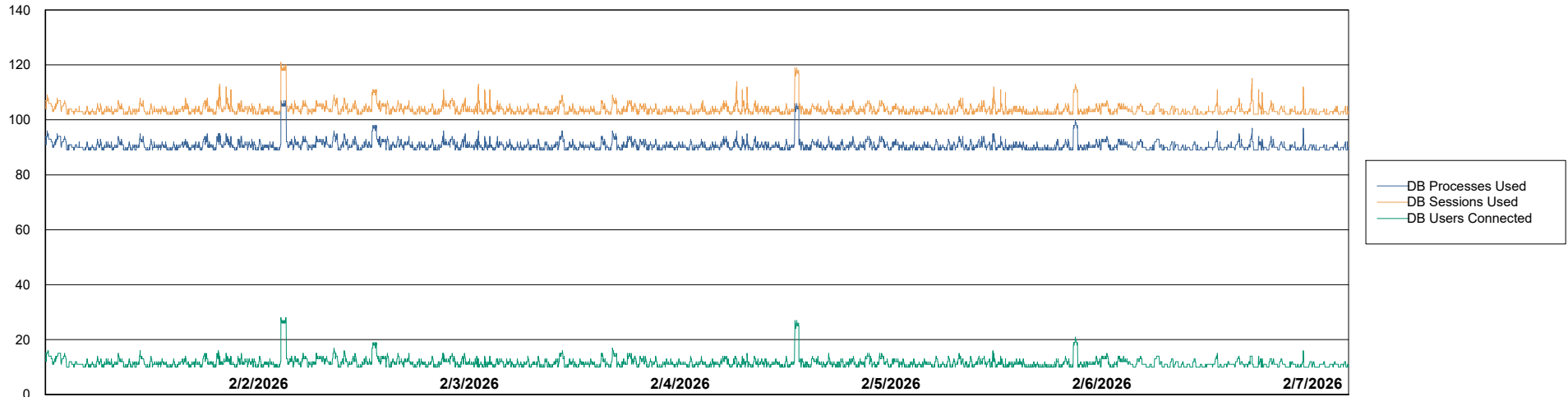
	Free disk space on C: (%)	Total disk space on C: (Gb)	Used disk space on C: (Gb)	Free disk space on D: (%)	Total disk space on D: (Gb)	Used disk space on D: (Gb)	Free disk space on E: (%)	Total disk space on E: (Gb)	Used disk space on E: (Gb)
2/7/2026	37	446	281	60	1,605	650	43	1,077	611
2/6/2026	37	446	281	60	1,605	650	43	1,077	611
2/5/2026	37	446	281	60	1,605	650	43	1,077	612
2/4/2026	37	446	281	60	1,605	650	43	1,077	612
2/3/2026	37	446	281	60	1,605	650	43	1,077	612
2/2/2026	38	446	275	60	1,605	650	42	1,077	626
2/1/2026	40	446	268	60	1,605	650	42	1,077	627

Weekly SLA Customer Report

Customer LLG_Production
Database ID 148



Database Performance LLG_ABSBI01_BI_PROD_ABS1

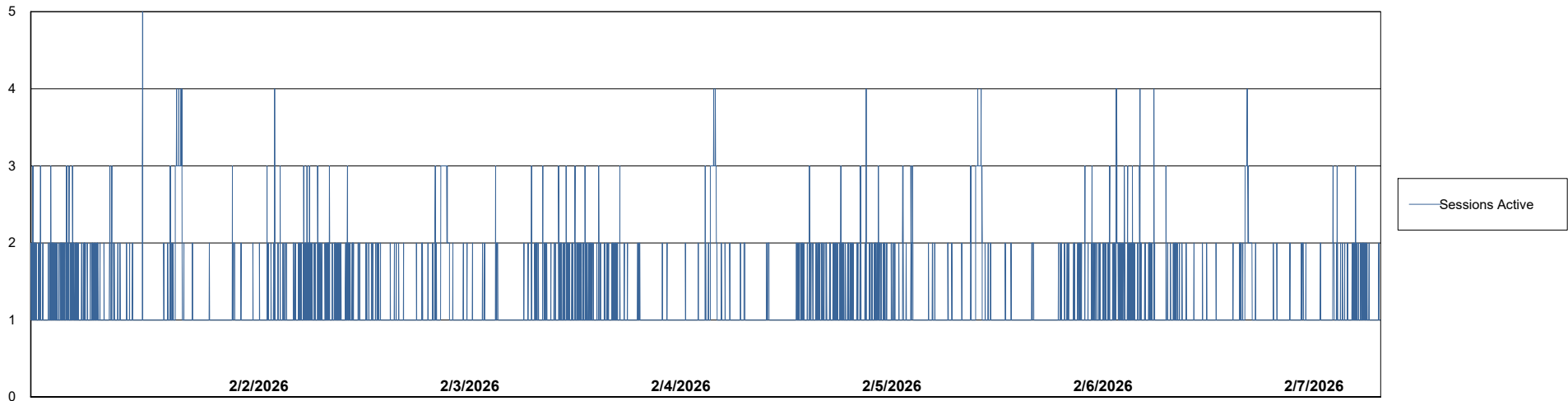
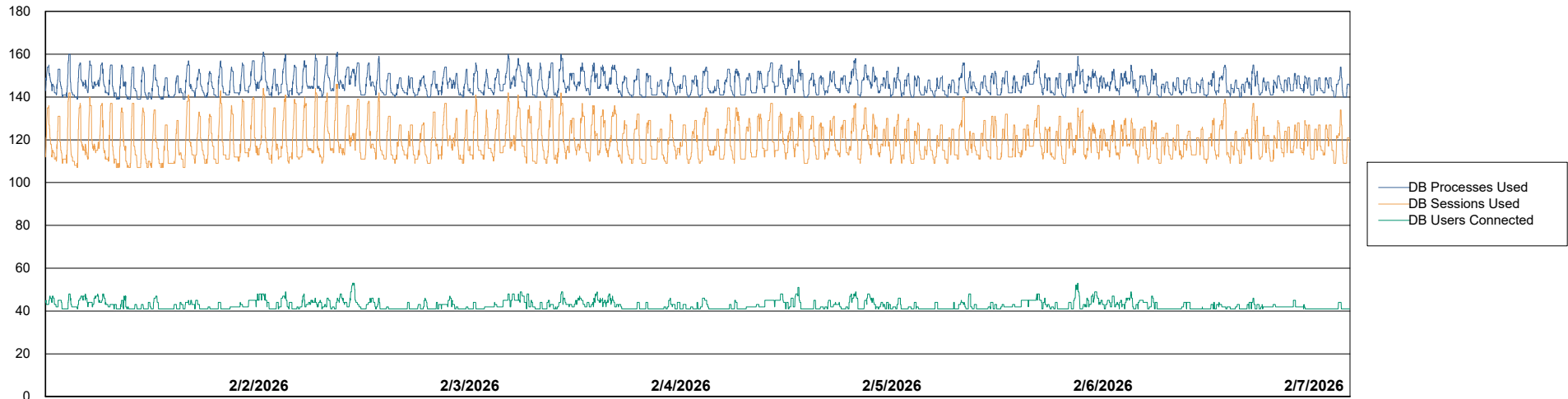


Weekly SLA Customer Report

Customer LLG_Production
Database ID 148



Database Performance LLG_ABSDB01_PROD_ABS1



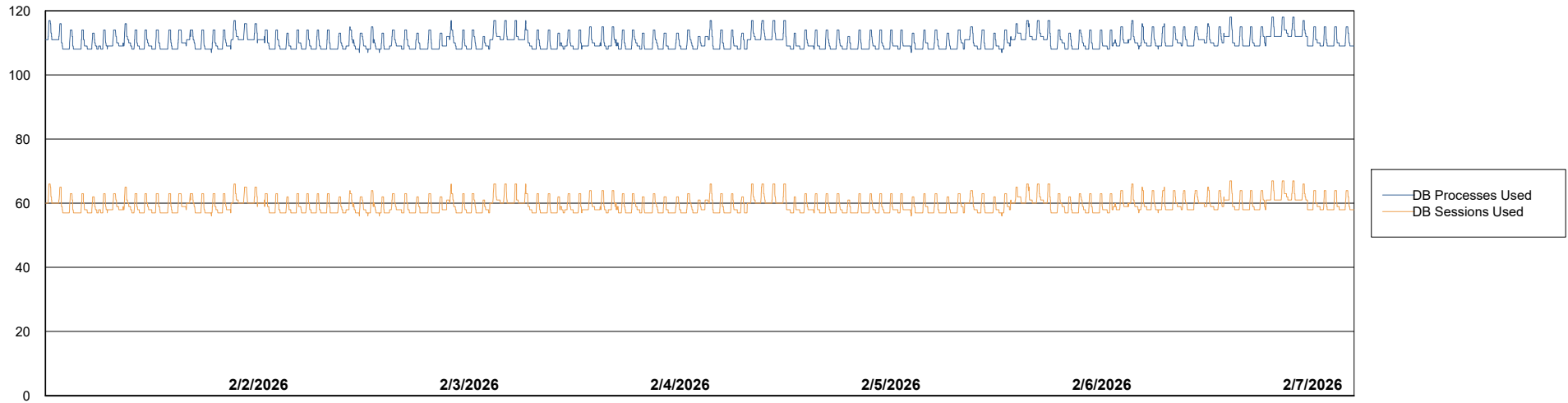
Weekly SLA Customer Report

Customer LLG_Production
Database ID 148



Database Performance LLG_ABSDB02_PROD_HSBABS1

DB Processes Max 0
DB Processes Max 300
DB Processes Max 4



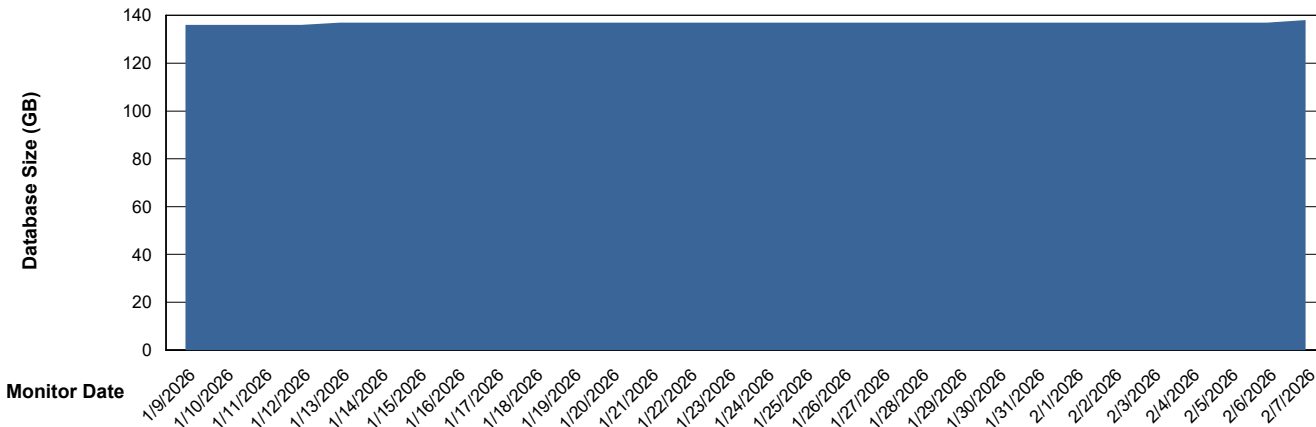
Weekly SLA Customer Report

Customer LLG_Production
Database ID 148



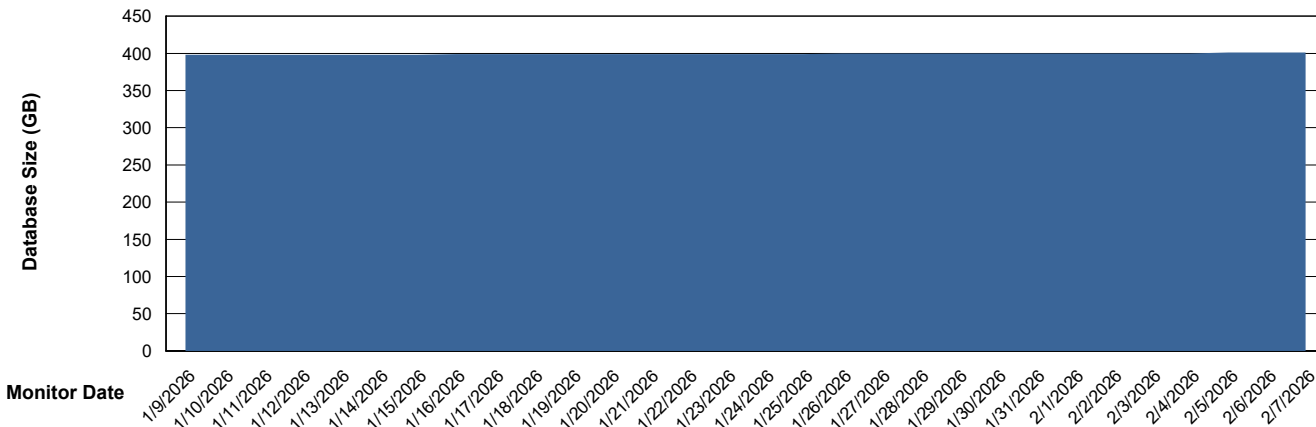
DATABASE SIZE LLG_ABSBI01_BI_PROD_ABS1

Database growth over last month



DATABASE SIZE LLG_ABSDB01_PROD_ABS1

Database growth over last month



Weekly SLA Customer Report

Customer LLG_Production
 Database ID 148



Database Tablespace LLG_ABSBI01_BI_PROD_ABS1

Date	Tablespace Name	MaxFilesize (Gb)	Usedsize (Gb)	Percentage free
2/7/2026	ABSDATA	128	56	56
	INDX	128	72	43
2/6/2026	ABSDATA	128	56	56
	INDX	128	72	43
2/5/2026	ABSDATA	128	56	56
	INDX	128	72	44
2/4/2026	ABSDATA	128	56	56
	INDX	128	72	44
2/3/2026	ABSDATA	128	56	56
	INDX	128	72	44
2/2/2026	ABSDATA	128	56	56
	INDX	128	72	44
2/1/2026	ABSDATA	128	56	56
	INDX	128	72	44

Weekly SLA Customer Report

Customer LLG_Production
 Database ID 148



Database Tablespace LLG_ABSD01_PROD_ABS1

Date	Tablespace Name	MaxFilesize (Gb)	Usedsize (Gb)	Percentage free
2/7/2026	ABSDATA	224	164	27
	INDX	288	222	23
2/6/2026	ABSDATA	224	164	27
	INDX	288	222	23
2/5/2026	ABSDATA	224	164	27
	INDX	288	222	23
2/4/2026	ABSDATA	224	164	27
	INDX	288	222	23
2/3/2026	ABSDATA	224	164	27
	INDX	288	221	23
2/2/2026	ABSDATA	224	163	27
	INDX	288	221	23
2/1/2026	ABSDATA	224	163	27
	INDX	288	221	23

BI Status and last ETL error for LLG_ABSBI01_BI_PROD_ABS1

	Mon 2/2/2026	Tue 3/2/2026	Wed 4/2/2026	Thu 5/2/2026	Fri 6/2/2026	Sat 7/2/2026
ABS DataWarehouse ETL Health	OK	OK	OK	OK	OK	OK
ABS DWHStaging ETL Health	OK	OK	OK	OK	OK	OK

Weekly SLA Customer Report

Customer LLG_Production
Database ID 148



BI last ETL error for	LLG_ABSBI01_BI_PROD_ABS1
-----------------------	--------------------------

Thu, 5-02-2026	None
Wed, 4-02-2026	None
Wed, 4-02-2026	None
Thu, 5-02-2026	None
Tue, 3-02-2026	None
Sun, 1-02-2026	None
Sat, 7-02-2026	None
Fri, 6-02-2026	None
Fri, 6-02-2026	None
Sat, 7-02-2026	None
Sun, 1-02-2026	None
Mon, 2-02-2026	None
Mon, 2-02-2026	None
Tue, 3-02-2026	None

Weekly SLA Customer Report

Customer LLG_Production
Database ID 148



Standby Database Health LLG_Production

Recovery lag for last 7 days



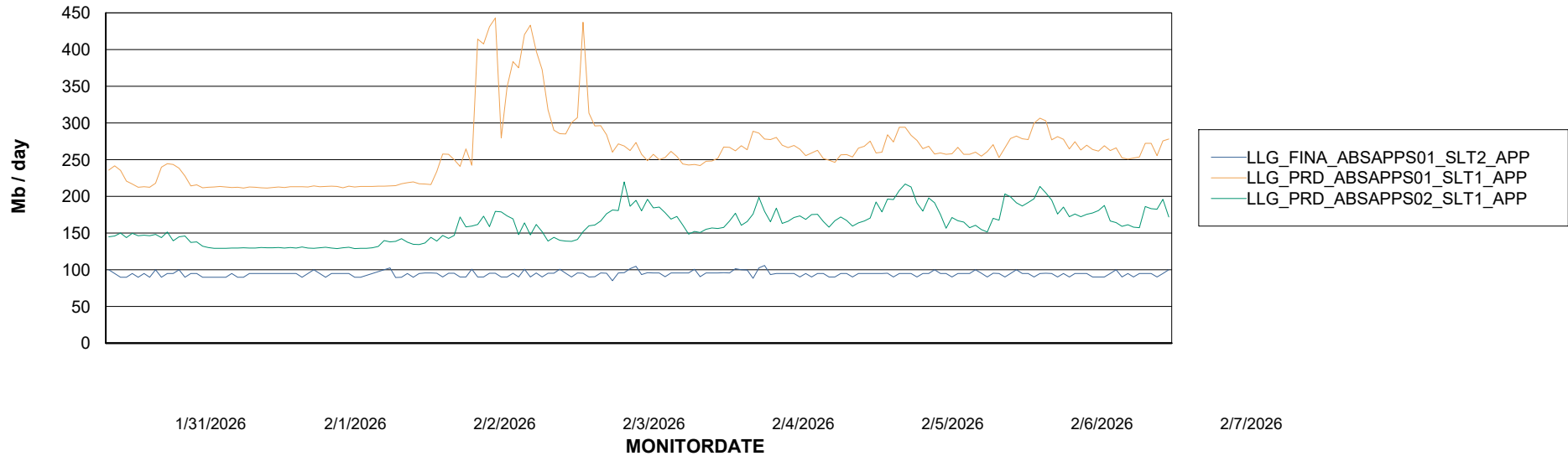
Weekly SLA Customer Report

Customer LLG_Production
Database ID 148

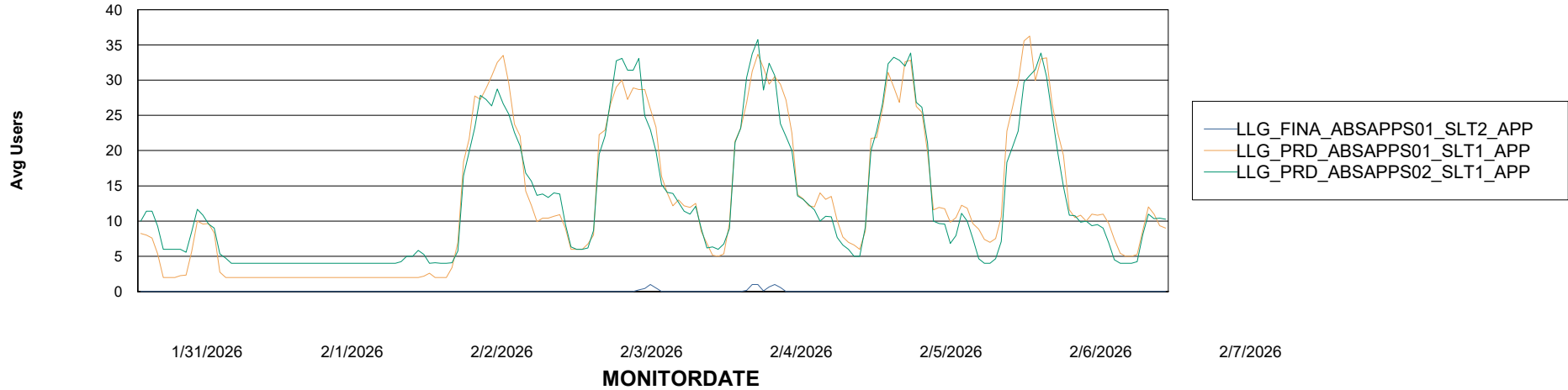


ABSSolute Application Server Services

Avg memory used per ABS Server Service



Avg users per day per ABS server



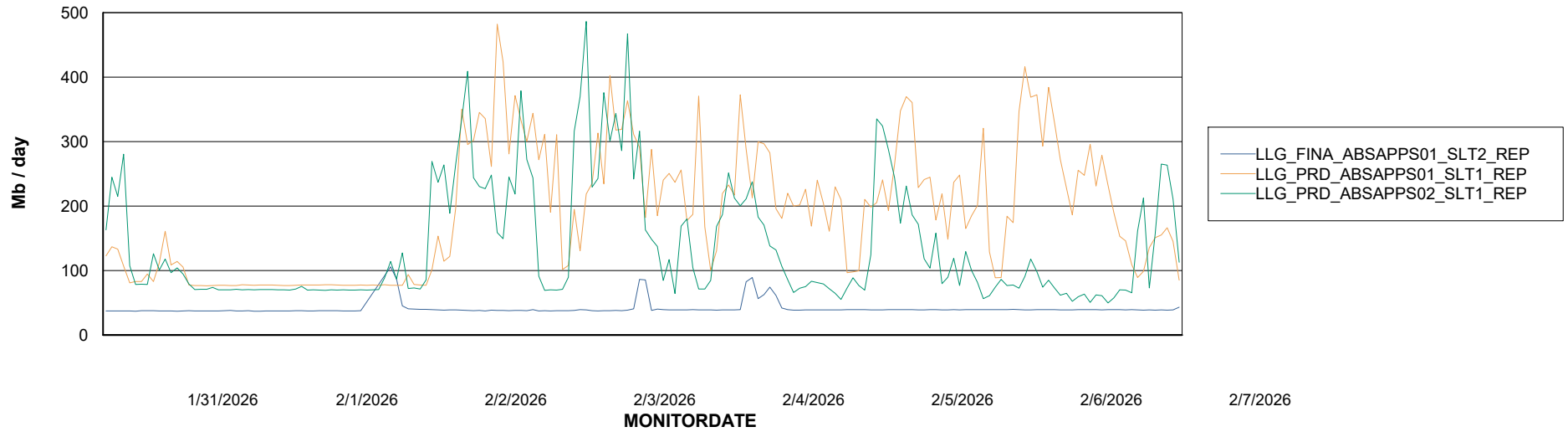
Weekly SLA Customer Report

Customer LLG_Production
Database ID 148



ABSSolute Application ReportServer Services

Avg memory used per ReportServer Service



Disaster per ABS component

