

# Weekly SLA Customer Report

Customer RFL\_Production  
Database ID 36



## Harddisk Usage RFL\_PRD\_ABS01

	Free disk space on C: (%)	Total disk space on C: (Gb)	Used disk space on C: (Gb)	Free disk space on D: (%)	Total disk space on D: (Gb)	Used disk space on D: (Gb)	Free disk space on E: (%)	Total disk space on E: (Gb)	Used disk space on E: (Gb)	Free disk space on F: (%)
1/31/2026	40	499	302	70	400	121	30	400	279	77
1/30/2026	40	499	302	70	400	121	30	400	279	79
1/29/2026	40	499	301	70	400	121	30	400	279	80
1/28/2026	40	499	299	70	400	121	30	400	279	80
1/27/2026	40	499	298	70	400	121	30	400	279	81
1/26/2026	40	499	298	70	400	121	30	400	279	81
1/25/2026	40	499	297	70	400	121	30	400	279	81

## Harddisk Usage RFL\_PRD\_ABS02

	Free disk space on C: (%)	Total disk space on C: (Gb)	Used disk space on C: (Gb)	Free disk space on D: (%)	Total disk space on D: (Gb)	Used disk space on D: (Gb)	Free disk space on E: (%)	Total disk space on E: (Gb)	Used disk space on E: (Gb)	Free disk space on F: (%)
1/31/2026	68	499	160	63	600	221	16	600	503	84
1/30/2026	68	499	159	63	600	221	16	600	503	85
1/29/2026	68	499	159	63	600	221	16	600	503	87
1/28/2026	68	499	159	63	600	221	16	600	503	87
1/27/2026	68	499	159	63	600	221	16	600	503	88
1/26/2026	68	499	159	63	600	221	16	600	503	88
1/25/2026	68	499	159	63	600	221	16	600	503	88

# Weekly SLA Customer Report

Customer RFL\_Production  
Database ID 36



Harddisk Usage RFL\_PRD\_ABSWEB

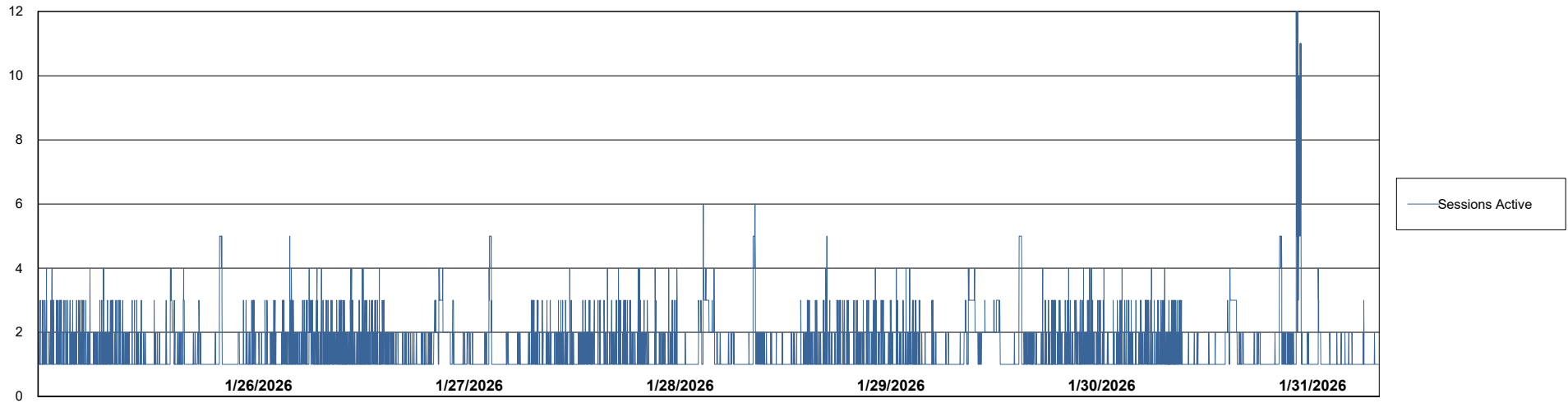
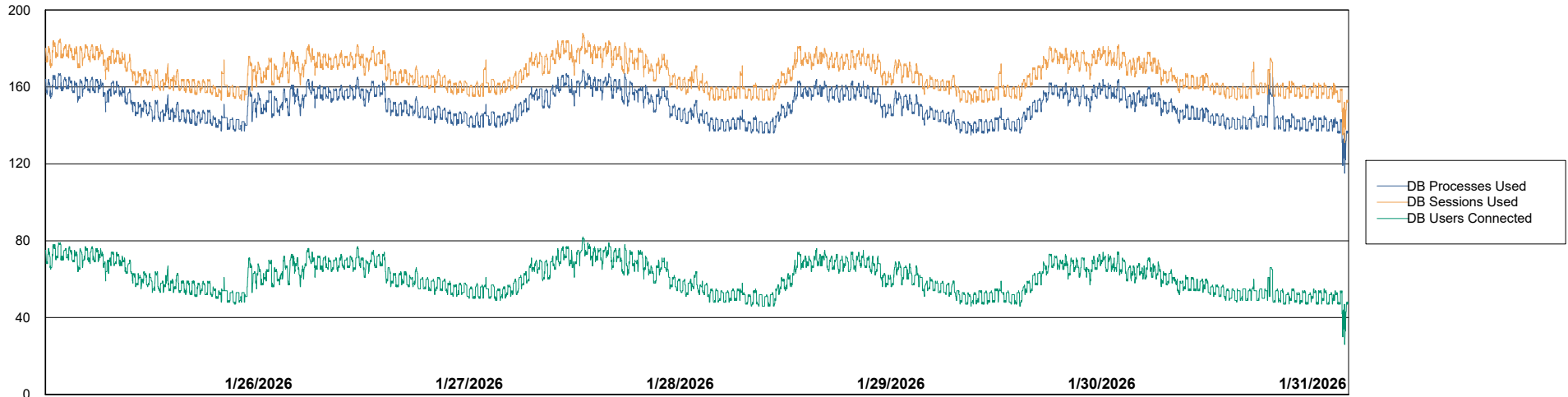
	Free disk space on C: (%)	Total disk space on C: (Gb)	Used disk space on C: (Gb)
1/31/2026	72	126	35
1/30/2026	72	126	35
1/29/2026	72	126	35
1/28/2026	72	126	35
1/27/2026	72	126	35
1/26/2026	72	126	35
1/25/2026	72	126	35

# Weekly SLA Customer Report

Customer RFL\_Production  
Database ID 36



## Database Performance RFL\_PRD\_ABS01\_DB



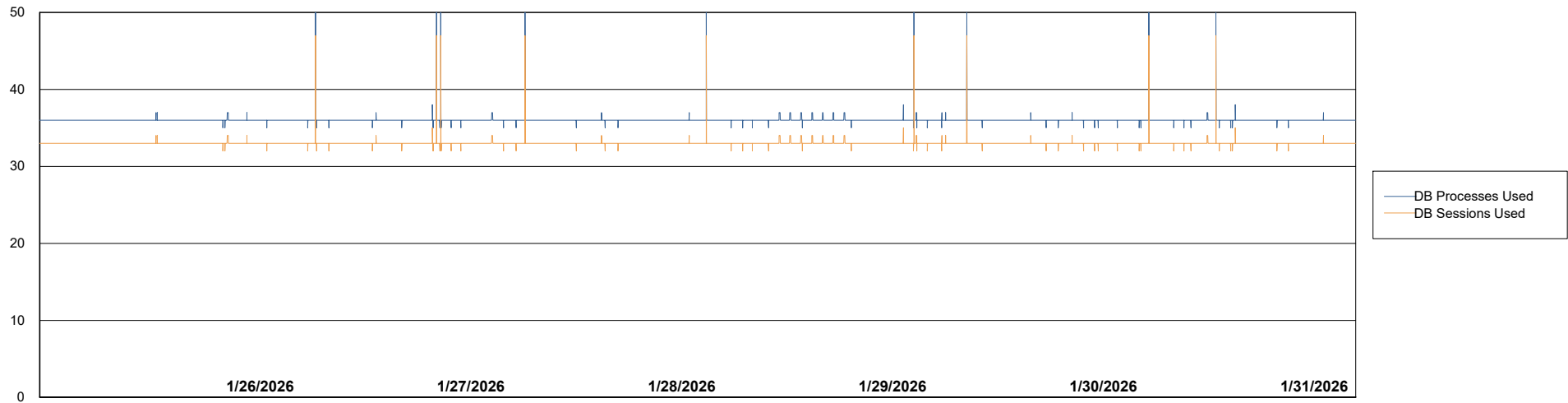
# Weekly SLA Customer Report

Customer RFL\_Production  
Database ID 36



Database Performance RFL\_PRD\_ABS02\_STB\_DB

DB Processes Max 1,000



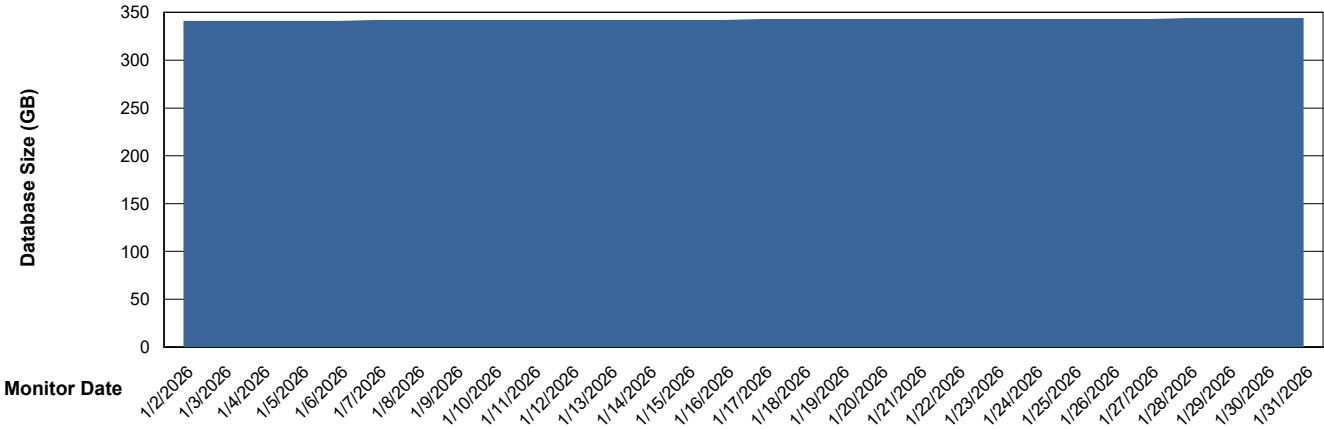
# Weekly SLA Customer Report

Customer RFL\_Production  
 Database ID 36



DATABASE SIZE RFL\_PRD\_ABS01\_DB

## Database growth over last month



Database Tablespace RFL\_PRD\_ABS01\_DB

Date	Tablespace Name	Filesize (Gb)	Usedsize (Gb)	Percentage free
1/31/2026	ABSDATA	121	94	22
	INDX	279	232	17
1/30/2026	ABSDATA	121	94	22
	INDX	279	232	17
1/29/2026	ABSDATA	121	94	22
	INDX	279	232	17
1/28/2026	ABSDATA	121	94	22
	INDX	279	232	17
1/27/2026	ABSDATA	121	94	22
	INDX	279	232	17
1/26/2026	ABSDATA	121	94	22
	INDX	279	232	17
1/25/2026	ABSDATA	121	94	22
	INDX	279	232	17



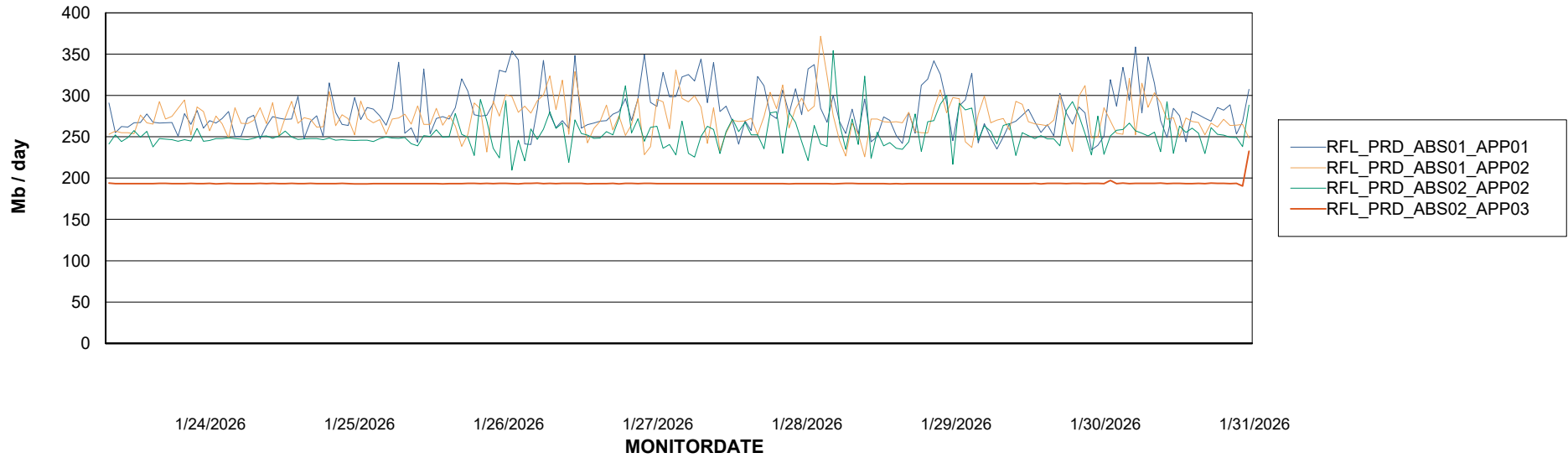
# Weekly SLA Customer Report

Customer RFL\_Production  
Database ID 36

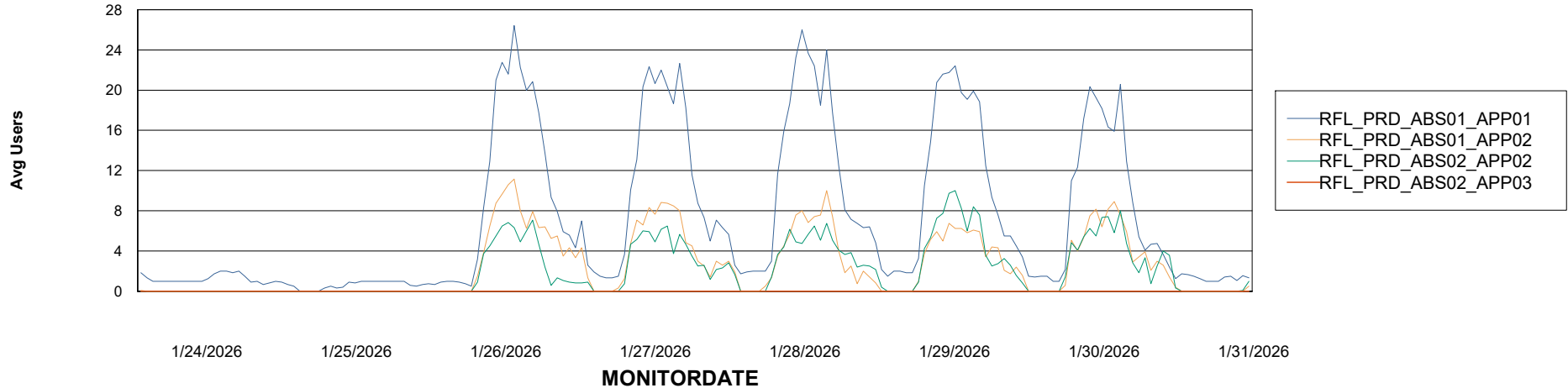


## ABSSolute Application Server Services

### Avg memory used per ABS Server Service



### Avg users per day per ABS server



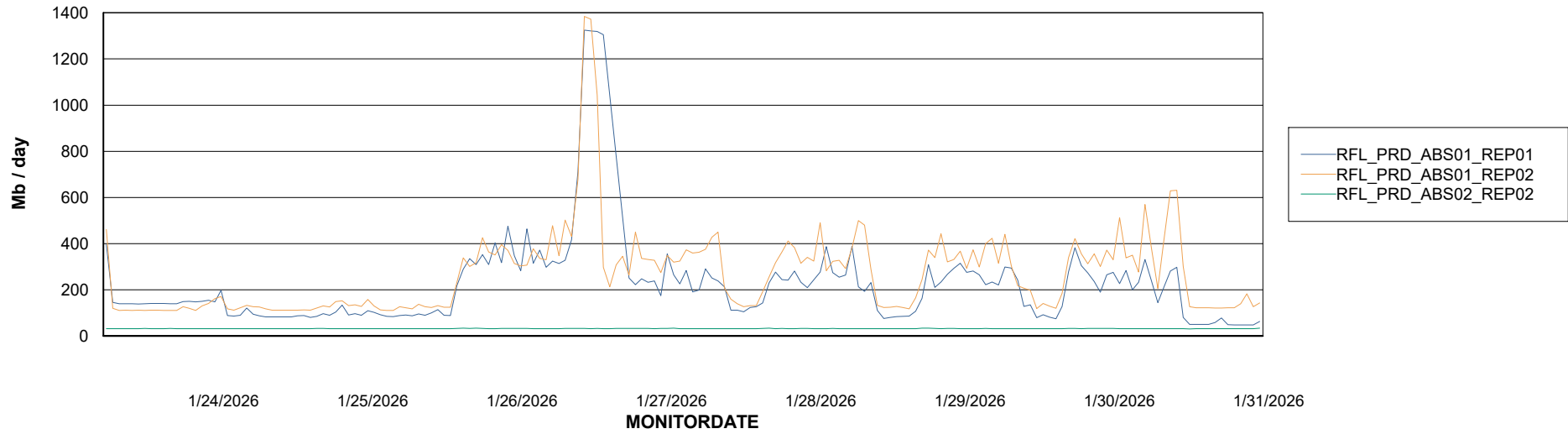
# Weekly SLA Customer Report

Customer RFL\_Production  
Database ID 36



## ABSSolute Application ReportServer Services

### Avg memory used per ReportServer Service



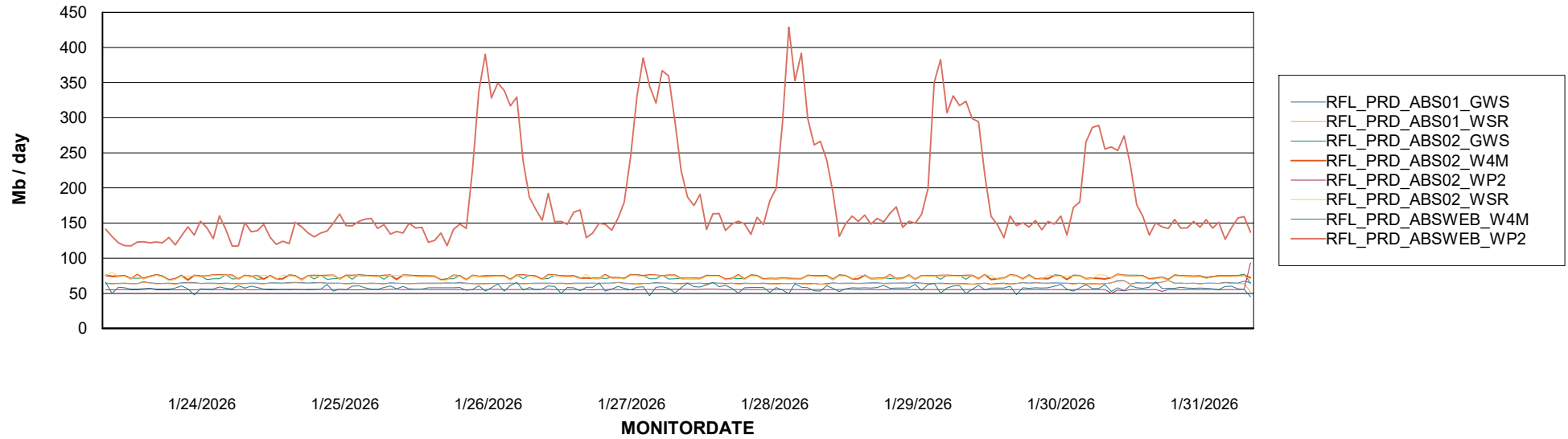
# Weekly SLA Customer Report

Customer RFL\_Production  
Database ID 36



## ABSSolute Web Component Services

### Avg memory used per ABS Web component



# Weekly SLA Customer Report

Customer RFL\_Production  
Database ID 36



### Disaster per ABS component

