

Weekly SLA Customer Report

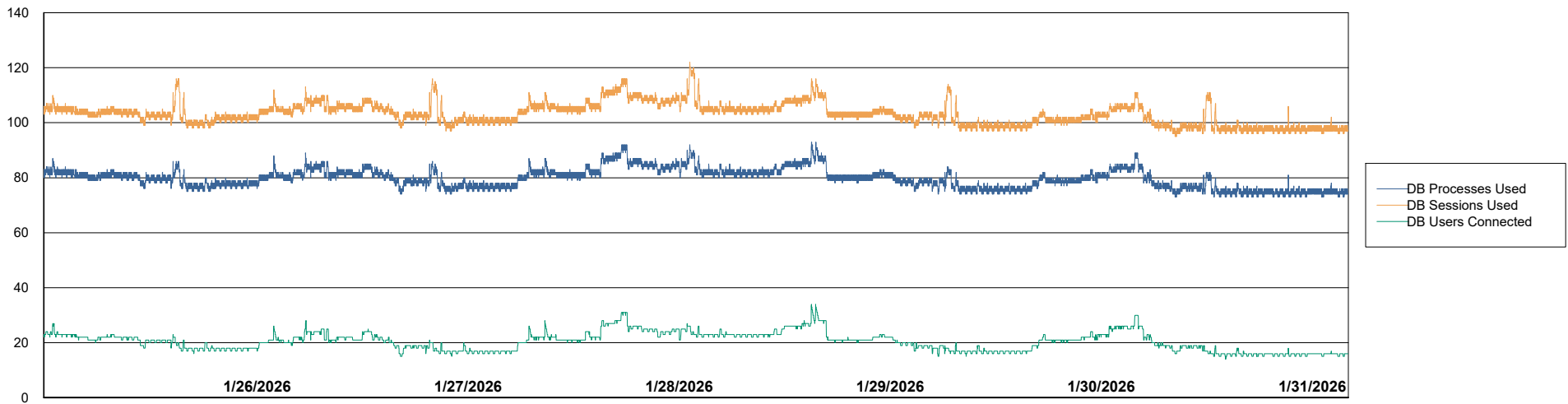
Customer RAS_Production
 Database ID 189



Harddisk Usage RAS_PRD_NEDLIN-ST-APP01

	Free disk space on C: (%)	Total disk space on C: (Gb)	Used disk space on C: (Gb)	Free disk space on D: (%)	Total disk space on D: (Gb)	Used disk space on D: (Gb)	Free disk space on E: (%)	Total disk space on E: (Gb)	Used disk space on E: (Gb)
1/31/2026	18	249	203	38	601	370	66	100	34
1/30/2026	18	249	204	38	601	370	67	100	33
1/29/2026	17	249	207	38	601	370	67	100	33
1/28/2026	17	249	206	38	601	370	67	100	33
1/27/2026	18	249	206	23	458	344	65	100	35
1/26/2026	18	249	205	21	411	324	68	100	32
1/25/2026	18	249	205	21	411	324	67	100	33

Database Performance RAS_PRD_NEDLIN-ST-APP01_ABS1



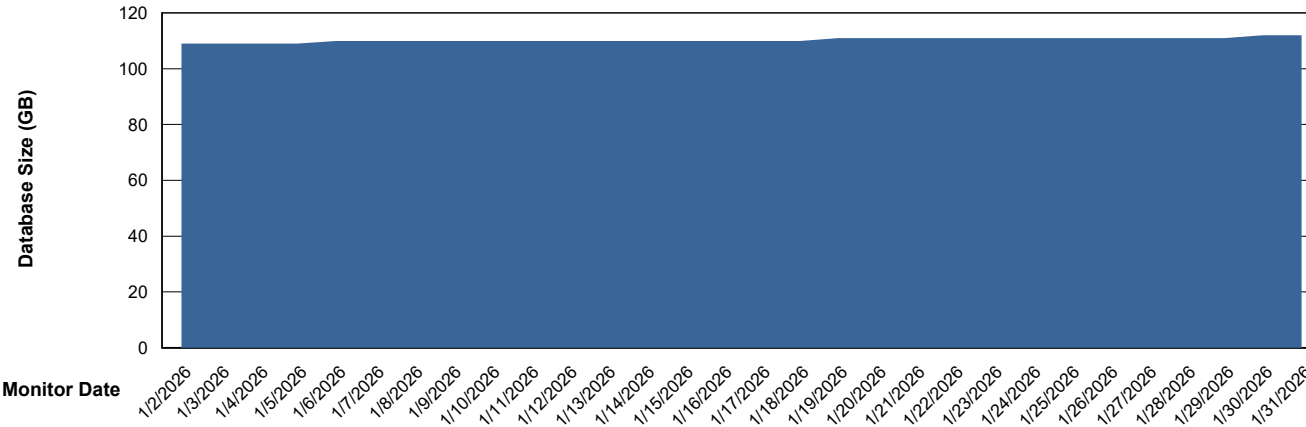
Weekly SLA Customer Report

Customer RAS_Production
 Database ID 189



DATABASE SIZE RAS_PRD_NEDLIN-ST-APP01_ABS1

Database growth over last month



Database Tablespace RAS_PRD_NEDLIN-ST-APP01_ABS1

Date	Tablespace Name	Filesize (Gb)	Usedsize (Gb)	Percentage free
1/31/2026	ABSDATA	45	26	43
	INDX	121	70	42
1/30/2026	ABSDATA	45	26	43
	INDX	121	70	42
1/29/2026	ABSDATA	45	26	43
	INDX	121	70	42
1/28/2026	ABSDATA	45	26	43
	INDX	121	70	42
1/27/2026	ABSDATA	45	26	43
	INDX	121	70	42
1/26/2026	ABSDATA	45	26	43
	INDX	121	69	42
1/25/2026	ABSDATA	45	26	43
	INDX	121	69	43

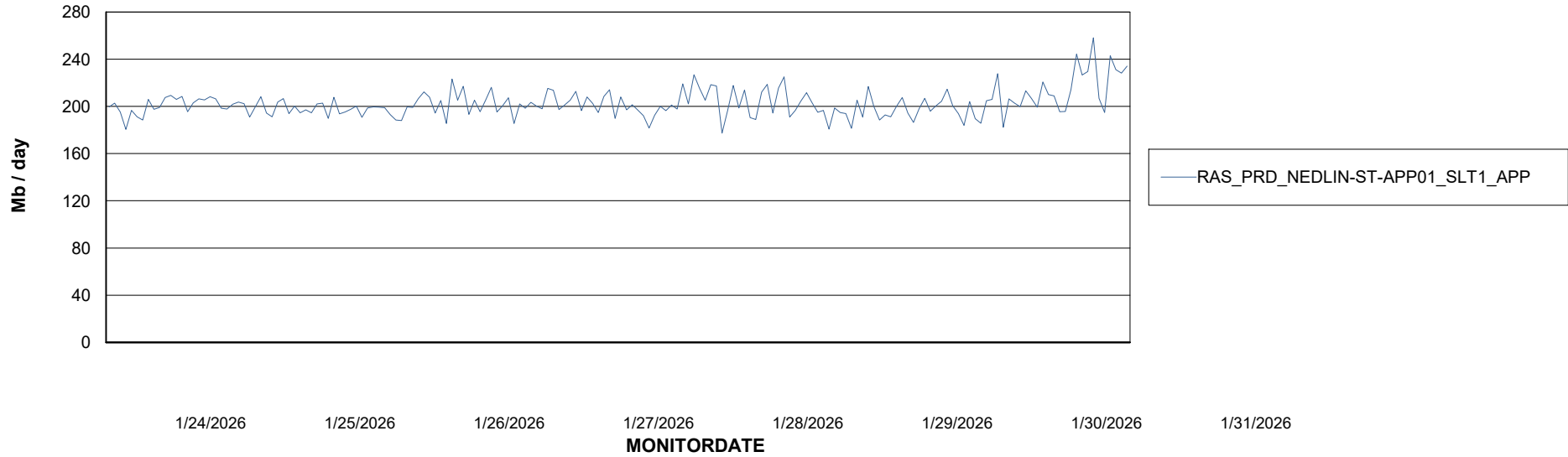
Weekly SLA Customer Report

Customer RAS_Production
Database ID 189

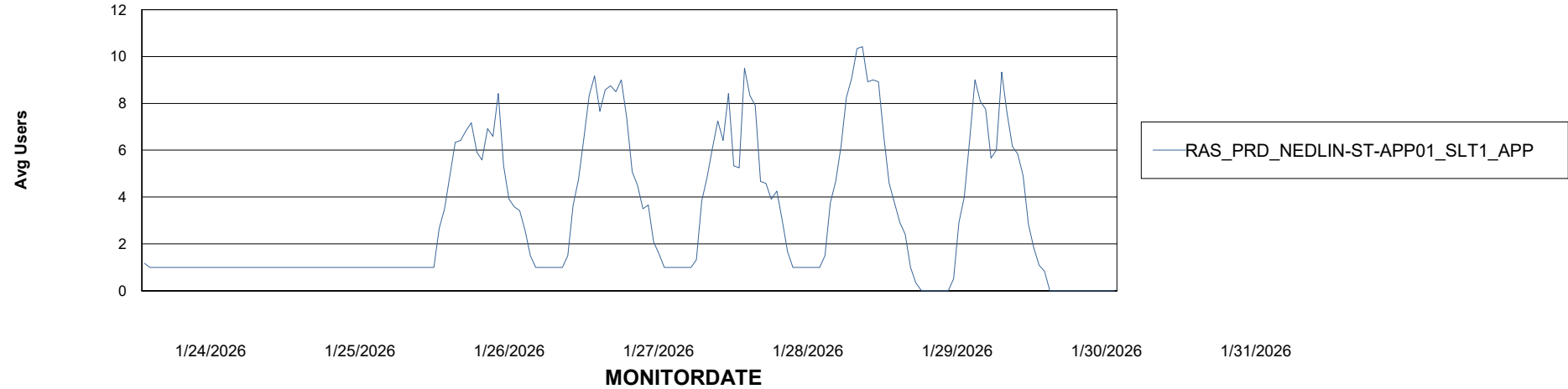


ABSSolute Application Server Services

Avg memory used per ABS Server Service



Avg users per day per ABS server



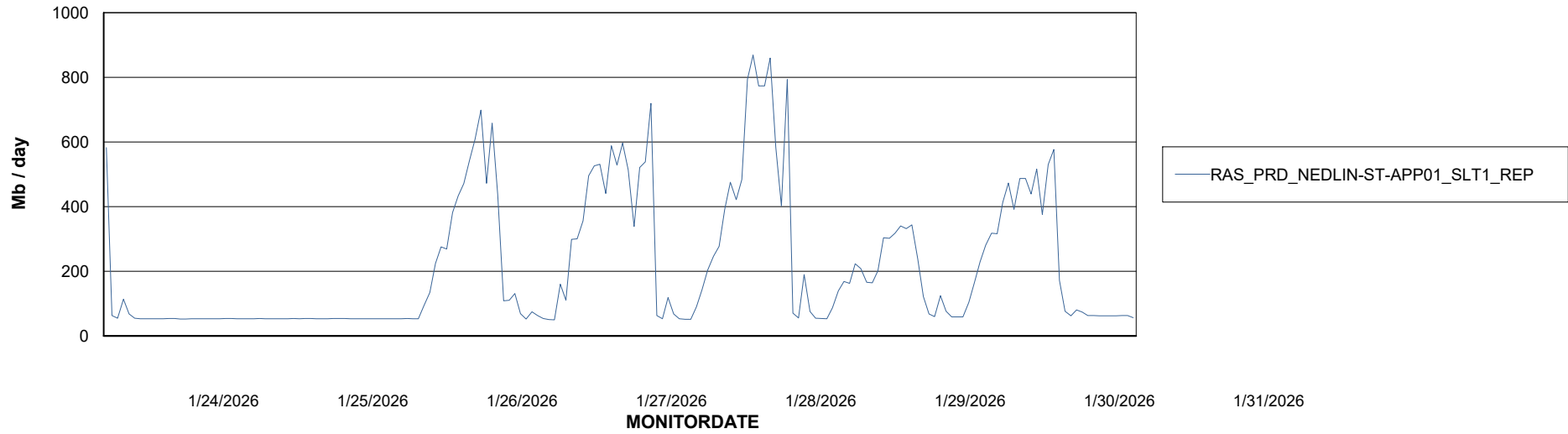
Weekly SLA Customer Report

Customer RAS_Production
Database ID 189



ABSSolute Application ReportServer Services

Avg memory used per ReportServer Service



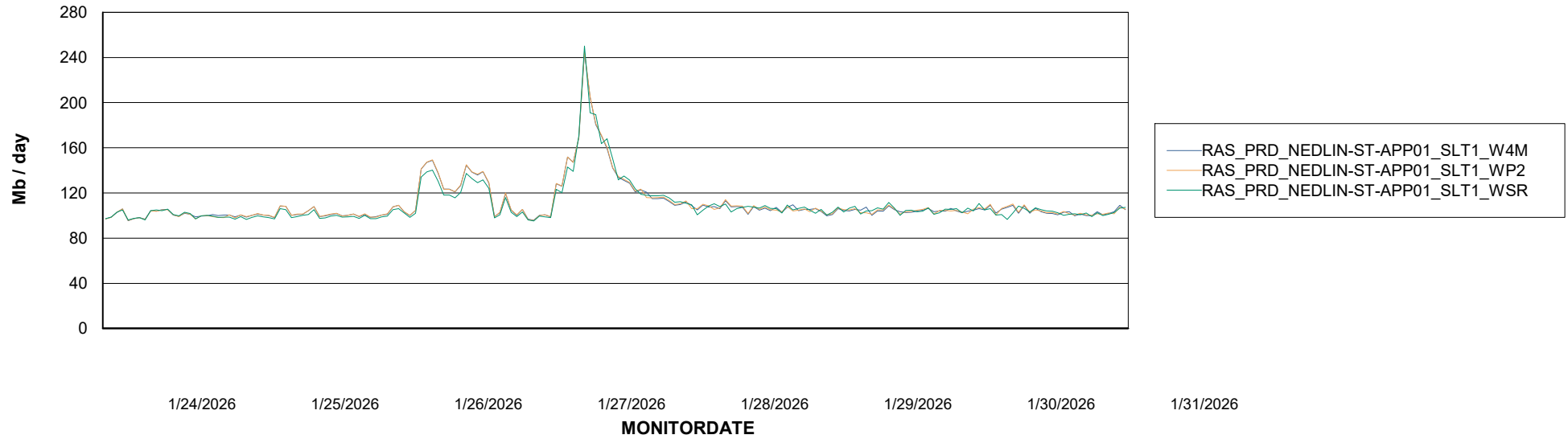
Weekly SLA Customer Report

Customer RAS_Production
Database ID 189



ABSSolute Web Component Services

Avg memory used per ABS Web component



Weekly SLA Customer Report

Customer RAS_Production
Database ID 189



Disaster per ABS component

