

Weekly SLA Customer Report

Customer LLG_Production
 Database ID 148



Harddisk Usage LLG_ABSAPPS01

	Free disk space on C: (%)	Total disk space on C: (Gb)	Used disk space on C: (Gb)	Free disk space on D: (%)	Total disk space on D: (Gb)	Used disk space on D: (Gb)
1/31/2026	76	500	121	98	393	8
1/30/2026	76	500	121	98	393	8
1/29/2026	76	500	121	98	393	8
1/28/2026	76	500	121	98	393	8
1/27/2026	76	500	121	98	393	8
1/26/2026	76	500	121	98	393	8
1/25/2026	76	500	121	98	393	8

Harddisk Usage LLG_ABSApps02

	Free disk space on C: (%)	Total disk space on C: (Gb)	Used disk space on C: (Gb)	Free disk space on D: (%)	Total disk space on D: (Gb)	Used disk space on D: (Gb)
1/31/2026	89	500	53	96	393	16
1/30/2026	89	500	53	96	393	16
1/29/2026	89	500	53	96	393	16
1/28/2026	89	500	53	96	393	16
1/27/2026	89	500	54	96	393	16
1/26/2026	89	500	55	96	393	16
1/25/2026	89	500	54	96	393	16

Weekly SLA Customer Report

Customer LLG_Production
Database ID 148



Harddisk Usage LLG_ABSBI01

	Free disk space on C: (%)	Total disk space on C: (Gb)	Used disk space on C: (Gb)	Free disk space on D: (%)	Total disk space on D: (Gb)	Used disk space on D: (Gb)
1/31/2026	81	446	84	89	2,681	289
1/30/2026	81	446	84	89	2,681	289
1/29/2026	81	446	84	89	2,681	288
1/28/2026	81	446	83	89	2,681	288
1/27/2026	81	446	83	89	2,681	288
1/26/2026	81	446	83	89	2,681	288
1/25/2026	81	446	83	89	2,681	288

Harddisk Usage LLG_ABSDB01

	Free disk space on C: (%)	Total disk space on C: (Gb)	Used disk space on C: (Gb)	Free disk space on D: (%)	Total disk space on D: (Gb)	Used disk space on D: (Gb)	Free disk space on E: (%)	Total disk space on E: (Gb)	Used disk space on E: (Gb)
1/31/2026	87	446	59	68	1,605	519	65	1,077	376
1/30/2026	87	446	59	68	1,605	519	65	1,077	374
1/29/2026	87	446	59	68	1,605	519	65	1,077	373
1/28/2026	87	446	59	68	1,605	519	65	1,077	372
1/27/2026	87	446	59	68	1,605	519	65	1,077	373
1/26/2026	87	446	59	68	1,605	519	65	1,077	377
1/25/2026	87	446	59	68	1,605	519	64	1,077	388

Weekly SLA Customer Report

Customer LLG_Production
Database ID 148



Harddisk Usage LLG_ABSDB02

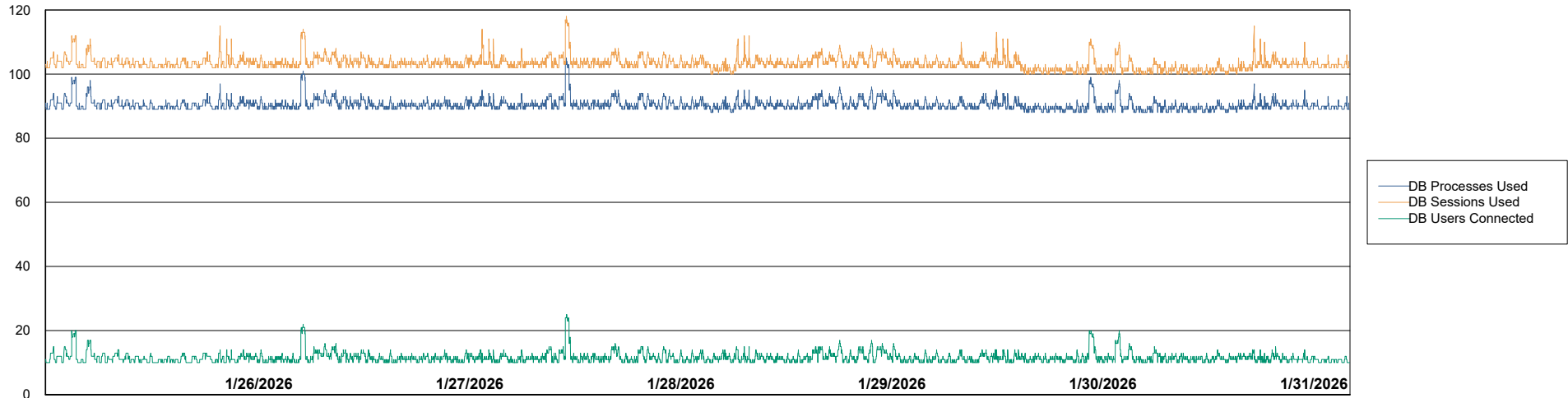
	Free disk space on C: (%)	Total disk space on C: (Gb)	Used disk space on C: (Gb)	Free disk space on D: (%)	Total disk space on D: (Gb)	Used disk space on D: (Gb)	Free disk space on E: (%)	Total disk space on E: (Gb)	Used disk space on E: (Gb)
1/31/2026	40	446	268	60	1,605	650	43	1,077	610
1/30/2026	40	446	267	60	1,605	650	43	1,077	610
1/29/2026	40	446	267	60	1,605	650	43	1,077	609
1/28/2026	40	446	267	60	1,605	650	43	1,077	609
1/27/2026	40	446	268	60	1,605	650	43	1,077	609
1/26/2026	41	446	263	60	1,605	650	42	1,077	624
1/25/2026	43	446	255	60	1,605	650	42	1,077	625

Weekly SLA Customer Report

Customer LLG_Production
Database ID 148



Database Performance LLG_ABSBI01_BI_PROD_ABS1

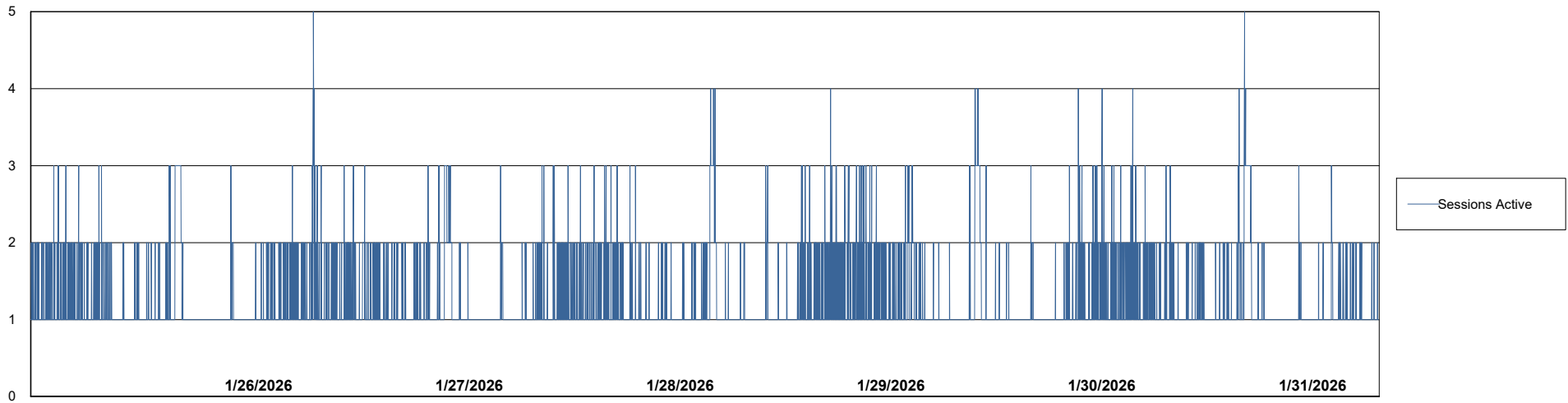
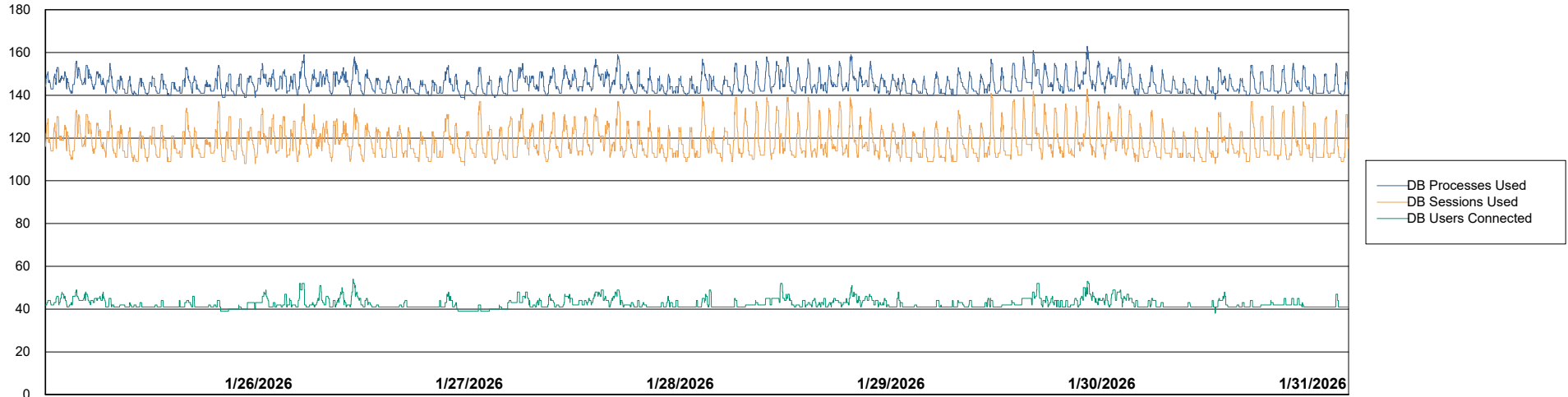


Weekly SLA Customer Report

Customer LLG_Production
Database ID 148



Database Performance LLG_ABSDB01_PROD_ABS1



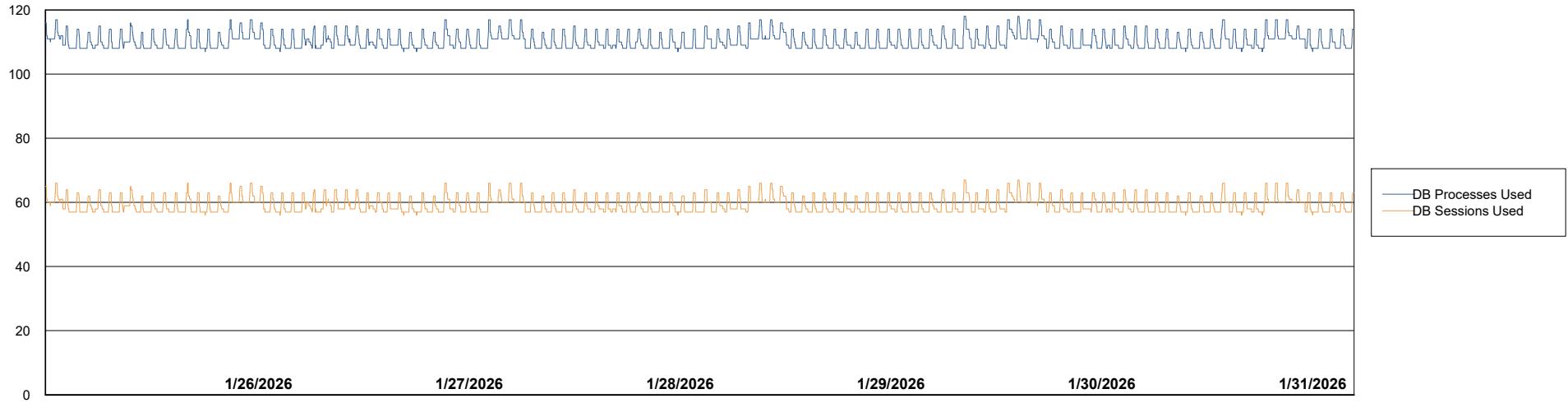
Weekly SLA Customer Report

Customer LLG_Production
Database ID 148



Database Performance LLG_ABSDB02_PROD_HSBABS1

DB Processes Max 300
DB Processes Max 4
DB Processes Max 0



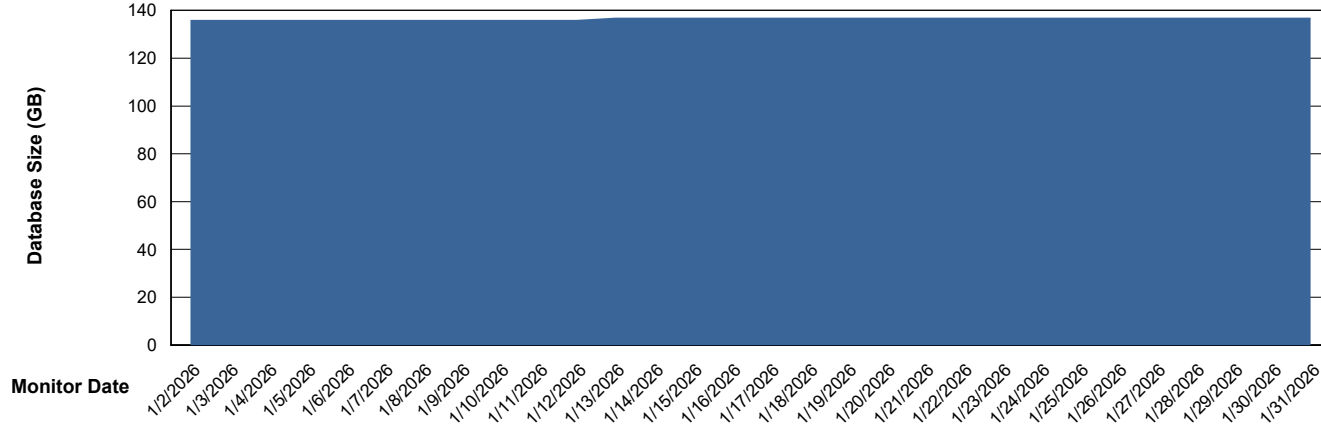
Weekly SLA Customer Report

Customer LLG_Production
Database ID 148



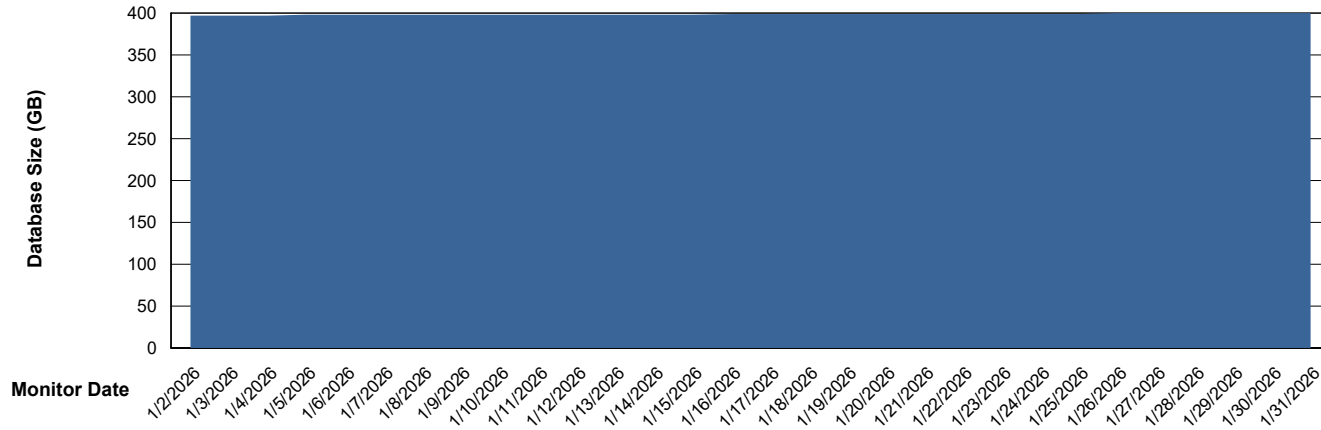
DATABASE SIZE LLG_ABSBI01_BI_PROD_ABS1

Database growth over last month



DATABASE SIZE LLG_ABSDB01_PROD_ABS1

Database growth over last month



Weekly SLA Customer Report

Customer LLG_Production
 Database ID 148



Database Tablespace LLG_ABSBI01_BI_PROD_ABS1

Date	Tablespace Name	Filesize (Gb)	Usedsize (Gb)	Percentage free
1/31/2026	ABSDATA	73	56	23
	INDX	94	72	23
1/30/2026	ABSDATA	73	56	23
	INDX	94	72	23
1/29/2026	ABSDATA	73	56	23
	INDX	94	72	23
1/28/2026	ABSDATA	73	56	24
	INDX	94	72	23
1/27/2026	ABSDATA	73	56	24
	INDX	94	72	23
1/26/2026	ABSDATA	73	56	24
	INDX	94	72	23
1/25/2026	ABSDATA	73	56	24
	INDX	94	72	23

Weekly SLA Customer Report

Customer LLG_Production
 Database ID 148



Database Tablespace LLG_ABSD01_PROD_ABS1

Date	Tablespace Name	Filesize (Gb)	Usedsize (Gb)	Percentage free
1/31/2026	ABSDATA	202	163	19
	INDX	266	221	17
1/30/2026	ABSDATA	202	163	19
	INDX	266	221	17
1/29/2026	ABSDATA	202	163	19
	INDX	266	221	17
1/28/2026	ABSDATA	202	163	19
	INDX	266	221	17
1/27/2026	ABSDATA	202	163	19
	INDX	266	221	17
1/26/2026	ABSDATA	202	163	19
	INDX	266	221	17
1/25/2026	ABSDATA	202	163	19
	INDX	266	221	17

BI Status and last ETL error for LLG_ABSBI01_BI_PROD_ABS1

	Mon 26/1/2026	Tue 27/1/2026	Wed 28/1/2026	Thu 29/1/2026	Fri 30/1/2026	Sat 31/1/2026
ABS DataWarehouse ETL Health	OK	OK	OK	OK	OK	OK
ABS DWHStaging ETL Health	OK	OK	OK	OK	OK	OK

Weekly SLA Customer Report

Customer LLG_Production
Database ID 148



BI last ETL error for	LLG_ABSBI01_BI_PROD_ABS1
-----------------------	--------------------------

Sun, 25-01-2026	None
Mon, 26-01-2026	None
Wed, 28-01-2026	None
Mon, 26-01-2026	None
Fri, 30-01-2026	None
Thu, 29-01-2026	None
Sat, 31-01-2026	None
Wed, 28-01-2026	None
Thu, 29-01-2026	None
Sat, 31-01-2026	None
Tue, 27-01-2026	None
Sun, 25-01-2026	None
Fri, 30-01-2026	None
Tue, 27-01-2026	None

Weekly SLA Customer Report

Customer LLG_Production
Database ID 148



Standby Database Health LLG_Production

Recovery lag for last 7 days



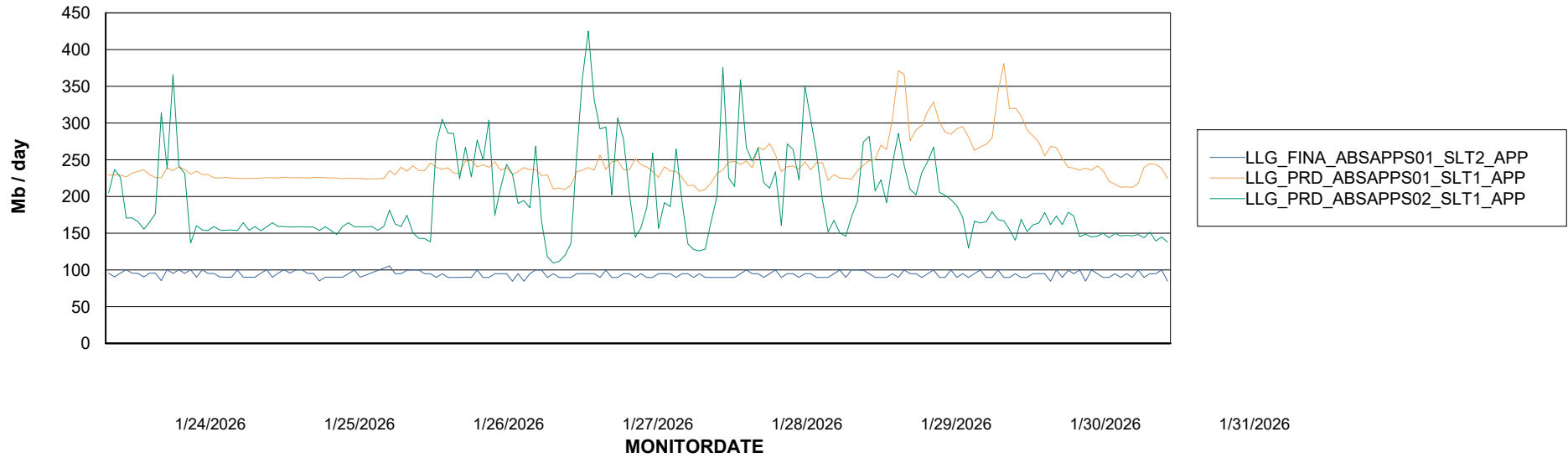
Weekly SLA Customer Report

Customer LLG_Production
Database ID 148

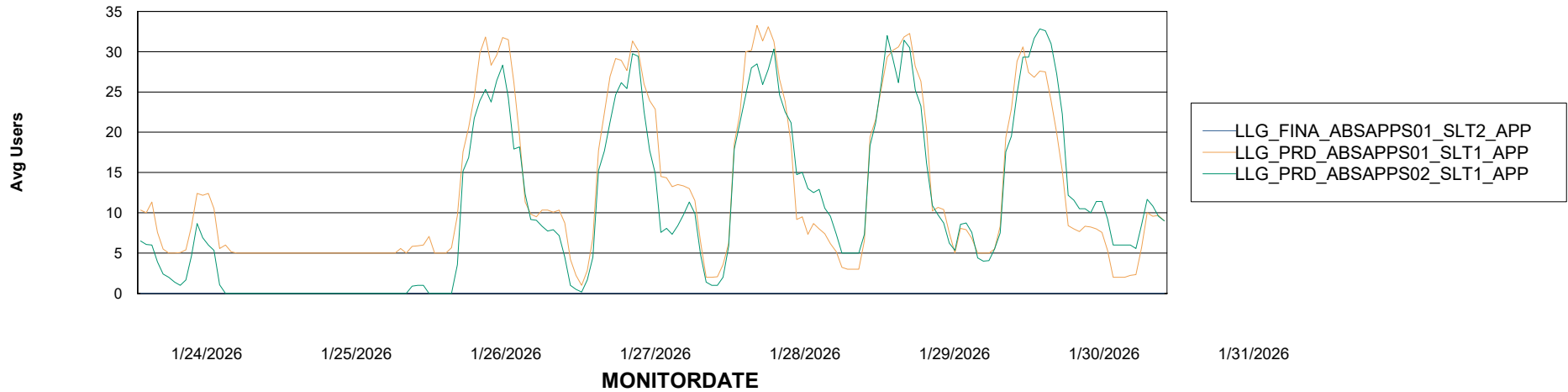


ABSSolute Application Server Services

Avg memory used per ABS Server Service



Avg users per day per ABS server



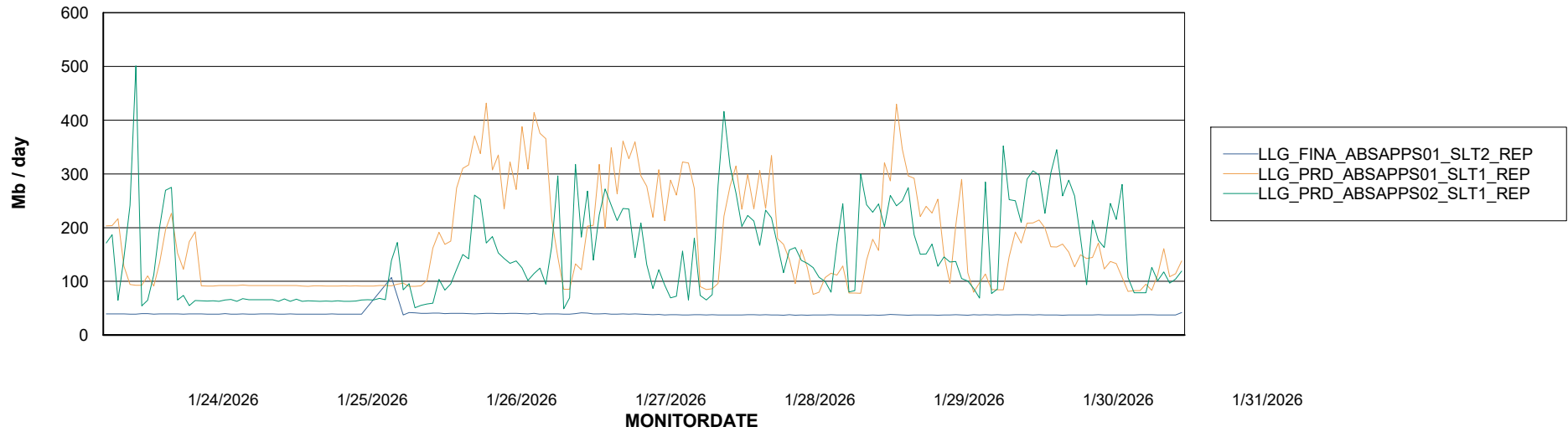
Weekly SLA Customer Report

Customer LLG_Production
Database ID 148



ABSSolute Application ReportServer Services

Avg memory used per ReportServer Service



Disaster per ABS component

