

Weekly SLA Customer Report

Customer BNL_Production
 Database ID 83



Harddisk Usage BNL_PRD_BSNLP-VM-ABSD02

	Free disk space on C: (%)	Total disk space on C: (Gb)	Used disk space on C: (Gb)	Free disk space on D: (%)	Total disk space on D: (Gb)	Used disk space on D: (Gb)	Free disk space on E: (%)	Total disk space on E: (Gb)	Used disk space on E: (Gb)	Free disk space on F: (%)
1/31/2026	47	127	67	70	1,512	450	86	500	72	79
1/30/2026	47	127	67	69	1,512	469	86	500	72	79
1/29/2026	47	127	67	72	1,512	424	87	500	64	79
1/28/2026	48	127	66	72	1,512	427	87	500	66	79
1/27/2026	48	127	66	68	1,512	479	88	500	61	80
1/26/2026	48	127	66	68	1,512	478	86	500	70	80
1/25/2026	48	127	66	69	1,512	469	87	500	64	80

Harddisk Usage BNL_PRD_BSNLP-VM-ABSD03

	Free disk space on C: (%)	Total disk space on C: (Gb)	Used disk space on C: (Gb)	Free disk space on D: (%)	Total disk space on D: (Gb)	Used disk space on D: (Gb)	Free disk space on E: (%)	Total disk space on E: (Gb)	Used disk space on E: (Gb)	Free disk space on F: (%)
1/31/2026	49	127	65	80	1,512	301	75	500	123	79
1/30/2026	49	127	65	80	1,512	300	76	500	121	79
1/29/2026	49	127	65	80	1,512	299	76	500	121	79
1/28/2026	49	127	65	80	1,512	298	76	500	121	79
1/27/2026	49	127	65	80	1,512	298	76	500	121	80
1/26/2026	49	127	65	80	1,512	300	76	500	122	80
1/25/2026	49	127	64	80	1,512	300	76	500	118	80

Weekly SLA Customer Report

Customer BNL_Production
Database ID 83



Harddisk Usage BNL_PRD_BSNLP-VM-ABSO01

	Free disk space on C: (%)	Total disk space on C: (Gb)	Used disk space on C: (Gb)	Free disk space on D: (%)	Total disk space on D: (Gb)	Used disk space on D: (Gb)
1/31/2026	90	255	26	88	16	2
1/30/2026	90	255	26	88	16	2
1/29/2026	90	255	25	88	16	2
1/28/2026	90	255	26	88	16	2
1/27/2026	90	255	25	88	16	2
1/26/2026	90	255	25	88	16	2

Harddisk Usage BNL_PRD_bsnlp-vm-absw01

	Free disk space on C: (%)	Total disk space on C: (Gb)	Used disk space on C: (Gb)	Free disk space on D: (%)	Total disk space on D: (Gb)	Used disk space on D: (Gb)	Free disk space on E: (%)	Total disk space on E: (Gb)	Used disk space on E: (Gb)
1/31/2026	77	127	30	97	128	4	91	16	1
1/30/2026	77	127	30	97	128	4	91	16	1
1/29/2026	77	127	30	97	128	4	91	16	1
1/28/2026	77	127	30	97	128	4	91	16	1
1/27/2026	77	127	30	97	128	4	91	16	1
1/26/2026	77	127	30	97	128	4	91	16	1
1/25/2026	77	127	30	97	128	4	91	16	1

Weekly SLA Customer Report

Customer BNL_Production
Database ID 83



Harddisk Usage BNL_PRD_vm-absa01

	Free disk space on C: (%)	Total disk space on C: (Gb)	Used disk space on C: (Gb)	Free disk space on D: (%)	Total disk space on D: (Gb)	Used disk space on D: (Gb)	Free disk space on E: (%)	Total disk space on E: (Gb)	Used disk space on E: (Gb)
1/31/2026	66	127	44	94	127	8	92	64	5
1/30/2026	66	127	44	94	127	8	92	64	5
1/29/2026	66	127	44	94	127	8	92	64	5
1/28/2026	66	127	44	94	127	8	92	64	5
1/27/2026	66	127	44	94	127	8	92	64	5
1/26/2026	66	127	43	94	127	8	92	64	5
1/25/2026	66	127	43	94	127	8	92	64	5

Harddisk Usage BNL_PRD_vm-absa02

	Free disk space on C: (%)	Total disk space on C: (Gb)	Used disk space on C: (Gb)	Free disk space on D: (%)	Total disk space on D: (Gb)	Used disk space on D: (Gb)	Free disk space on E: (%)	Total disk space on E: (Gb)	Used disk space on E: (Gb)
1/31/2026	70	127	38	89	127	14	92	64	5
1/30/2026	70	127	38	89	127	14	92	64	5
1/29/2026	70	127	38	89	127	14	92	64	5
1/28/2026	70	127	38	89	127	14	92	64	5
1/27/2026	70	127	38	89	127	14	92	64	5
1/26/2026	70	127	38	89	127	14	92	64	5
1/25/2026	70	127	38	89	127	14	92	64	5

Weekly SLA Customer Report

Customer BNL_Production
Database ID 83



Harddisk Usage BNL_PRD_vm-absa03

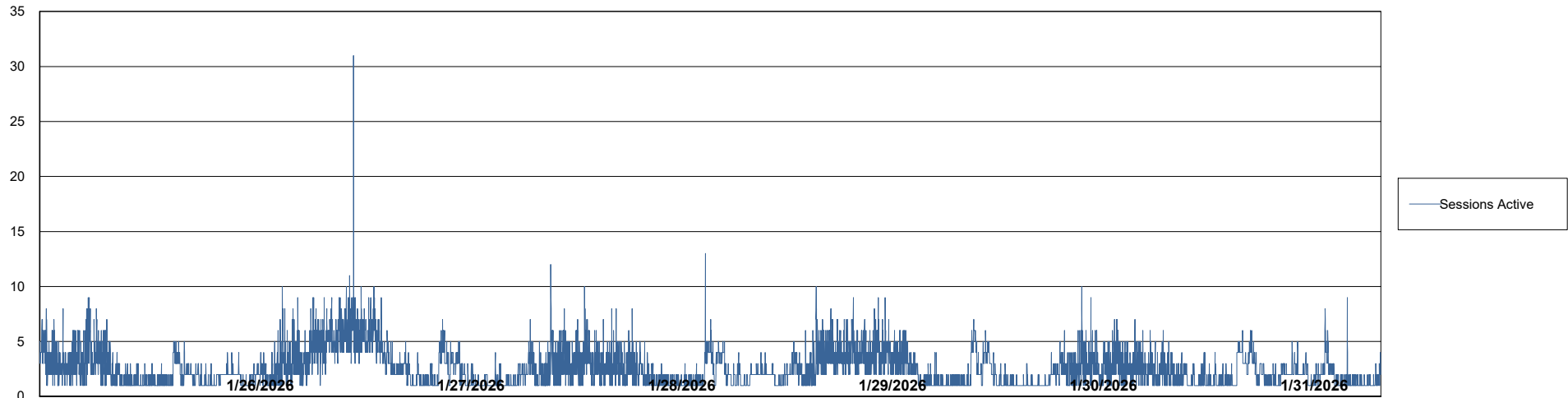
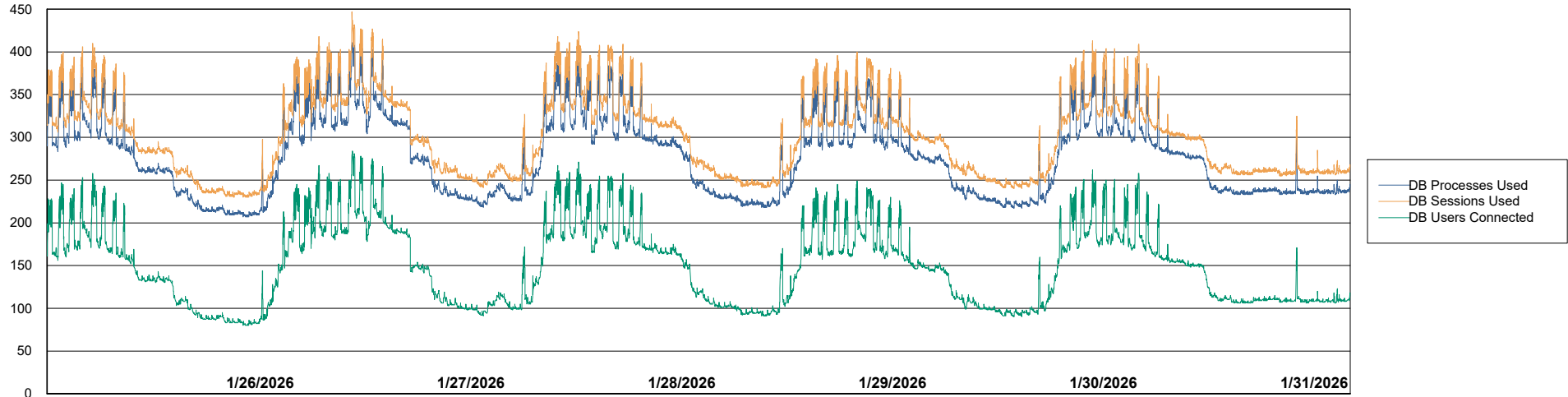
	Free disk space on C: (%)	Total disk space on C: (Gb)	Used disk space on C: (Gb)	Free disk space on D: (%)	Total disk space on D: (Gb)	Used disk space on D: (Gb)	Free disk space on E: (%)	Total disk space on E: (Gb)	Used disk space on E: (Gb)
1/31/2026	58	127	53	60	127	50	92	64	5
1/30/2026	58	127	53	60	127	50	92	64	5
1/29/2026	58	127	53	60	127	50	92	64	5
1/28/2026	58	127	53	60	127	50	92	64	5
1/27/2026	58	127	53	60	127	50	92	64	5
1/26/2026	58	127	53	60	127	50	92	64	5
1/25/2026	58	127	53	61	127	50	92	64	5

Weekly SLA Customer Report

Customer BNL_Production
Database ID 83



Database Performance BNLDB_Production



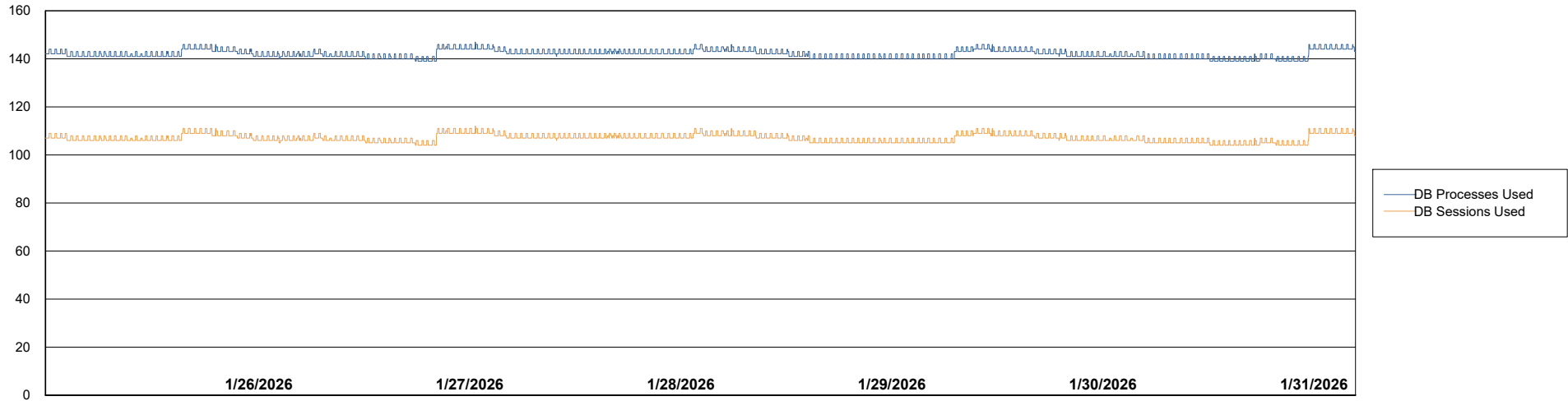
Weekly SLA Customer Report

Customer BNL_Production
Database ID 83



Database Performance BNLDB_Standby

DB Processes Max 0
DB Processes Max 4
DB Processes Max 1,000



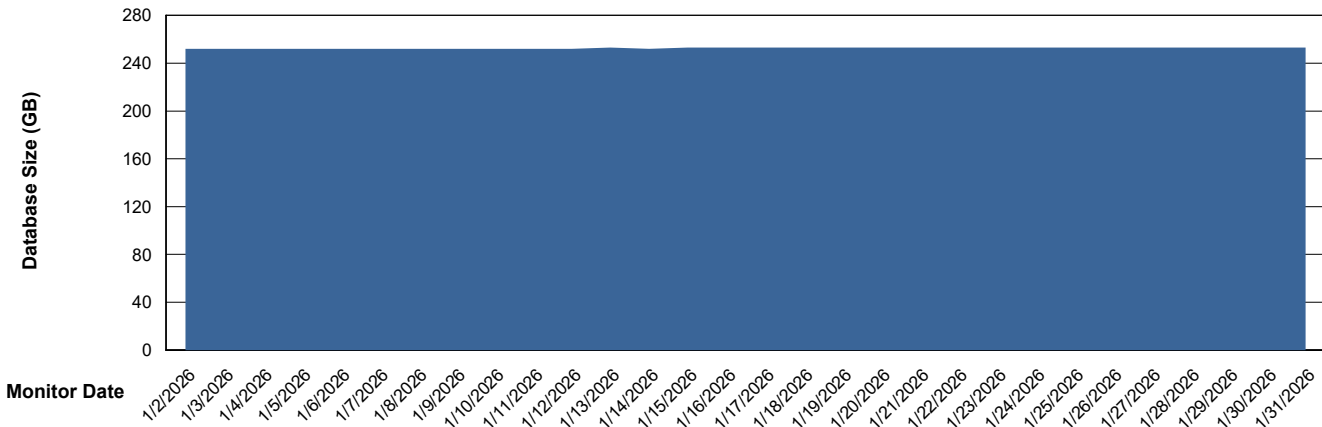
Weekly SLA Customer Report

Customer BNL_Production
 Database ID 83



DATABASE SIZE BNLDB_Production

Database growth over last month



Database Tablespace BNLDB_Production

Date	Tablespace Name	Filesize (Gb)	Usedsize (Gb)	Percentage free
1/31/2026	ABSDATA	105	71	33
	INDX	210	173	18
1/30/2026	ABSDATA	105	71	33
	INDX	210	173	18
1/29/2026	ABSDATA	105	71	33
	INDX	210	172	18
1/28/2026	ABSDATA	105	71	33
	INDX	210	172	18
1/27/2026	ABSDATA	105	71	33
	INDX	210	172	18
1/26/2026	ABSDATA	105	71	33
	INDX	205	172	16
1/25/2026	ABSDATA	105	71	33
	INDX	205	172	16

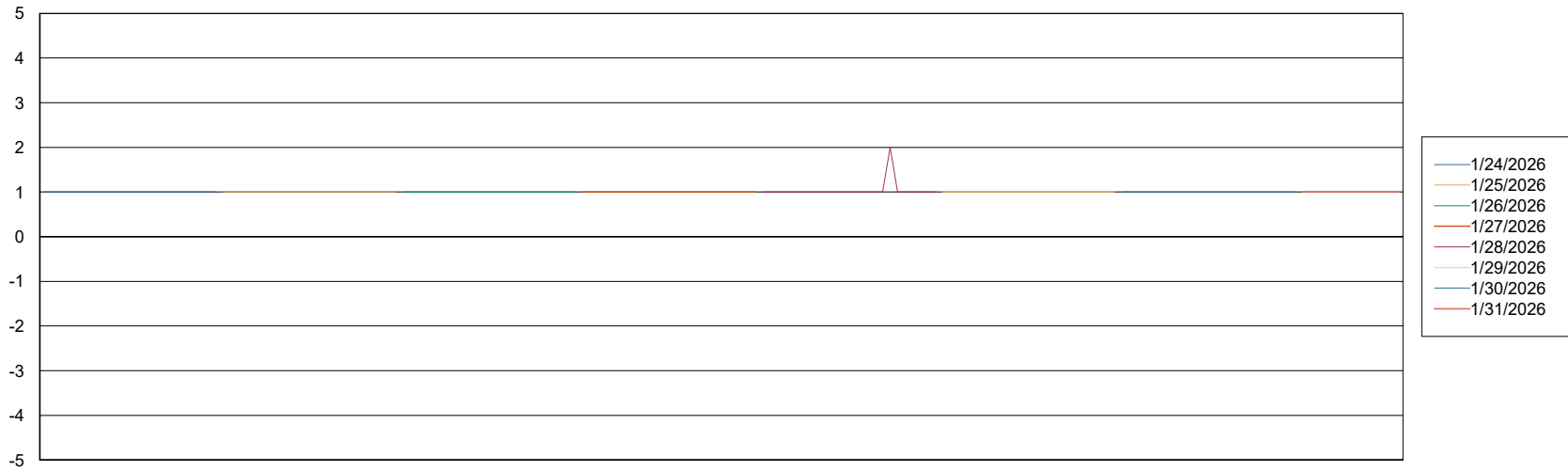
Weekly SLA Customer Report

Customer BNL_Production
Database ID 83



Standby Database Health BNL_Production

Recovery lag for last 7 days



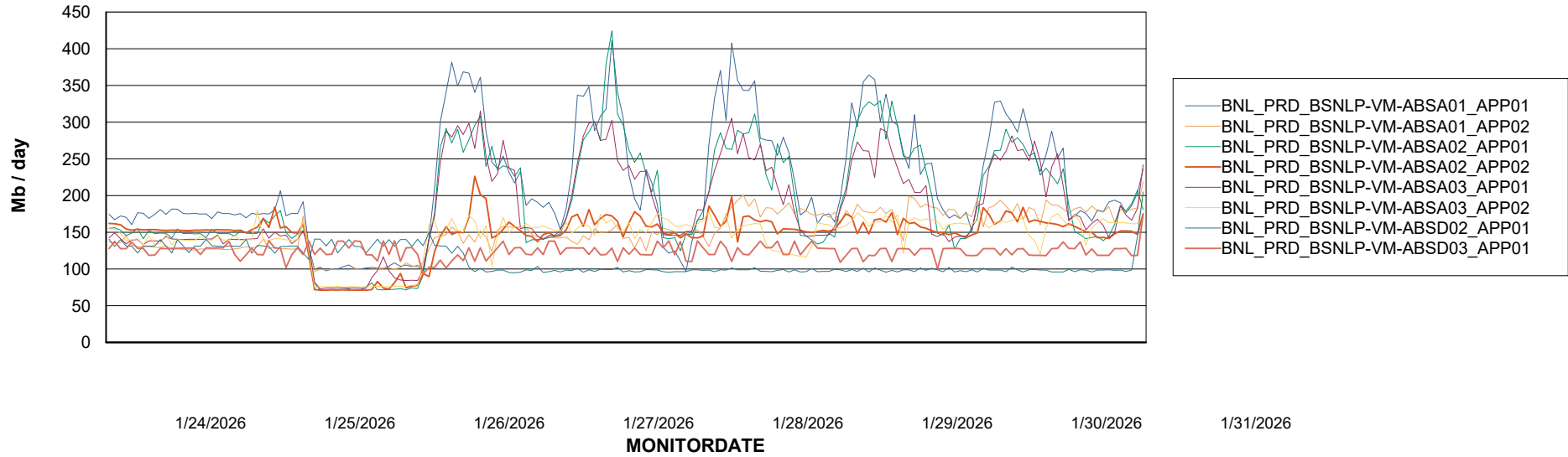
Weekly SLA Customer Report

Customer BNL_Production
Database ID 83

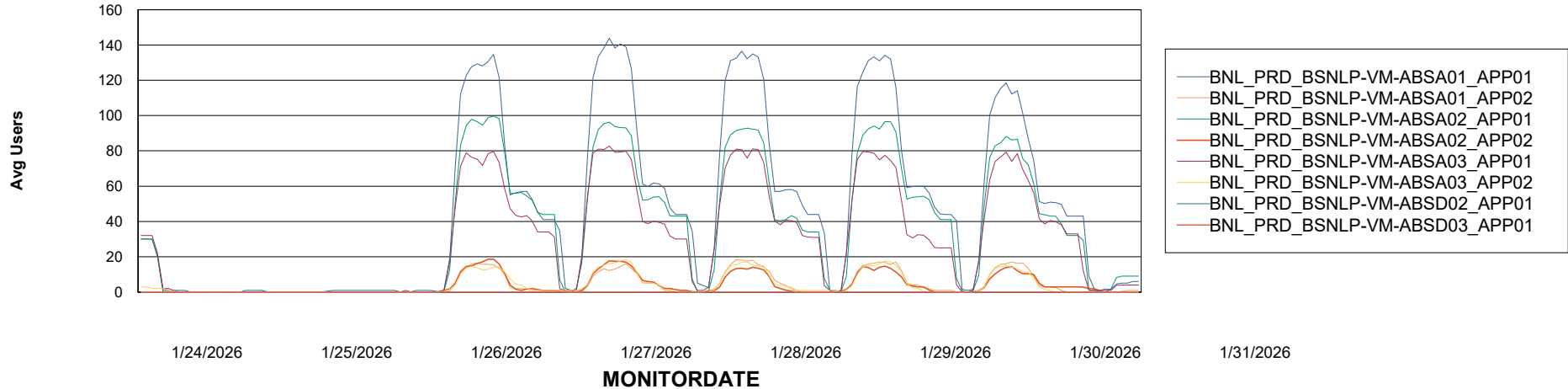


ABSSolute Application Server Services

Avg memory used per ABS Server Service



Avg users per day per ABS server



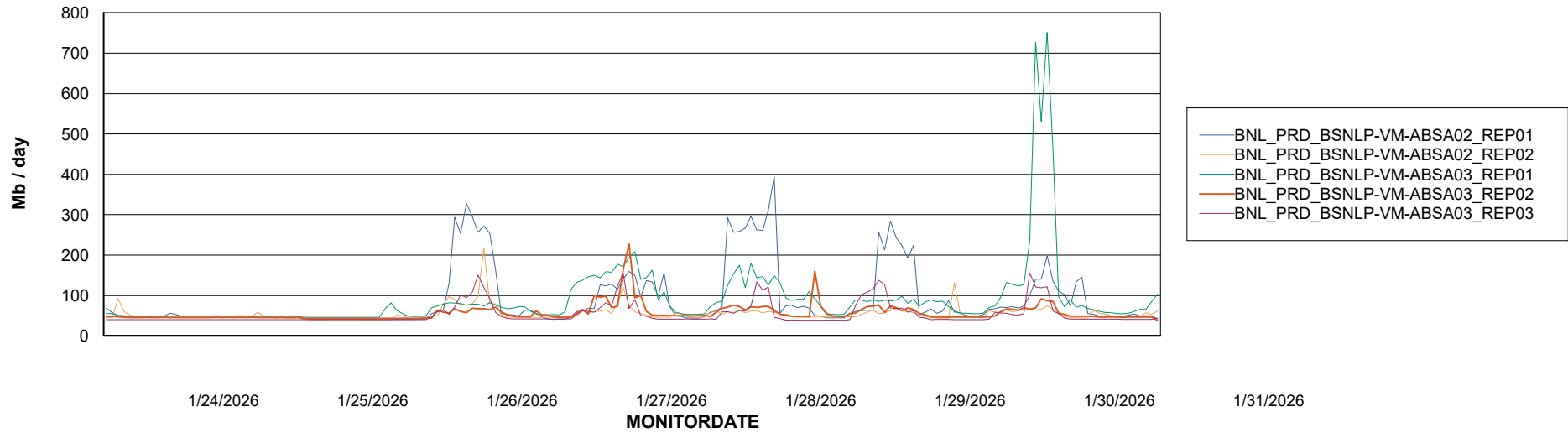
Weekly SLA Customer Report

Customer BNL_Production
Database ID 83



ABSSolute Application ReportServer Services

Avg memory used per ReportServer Service



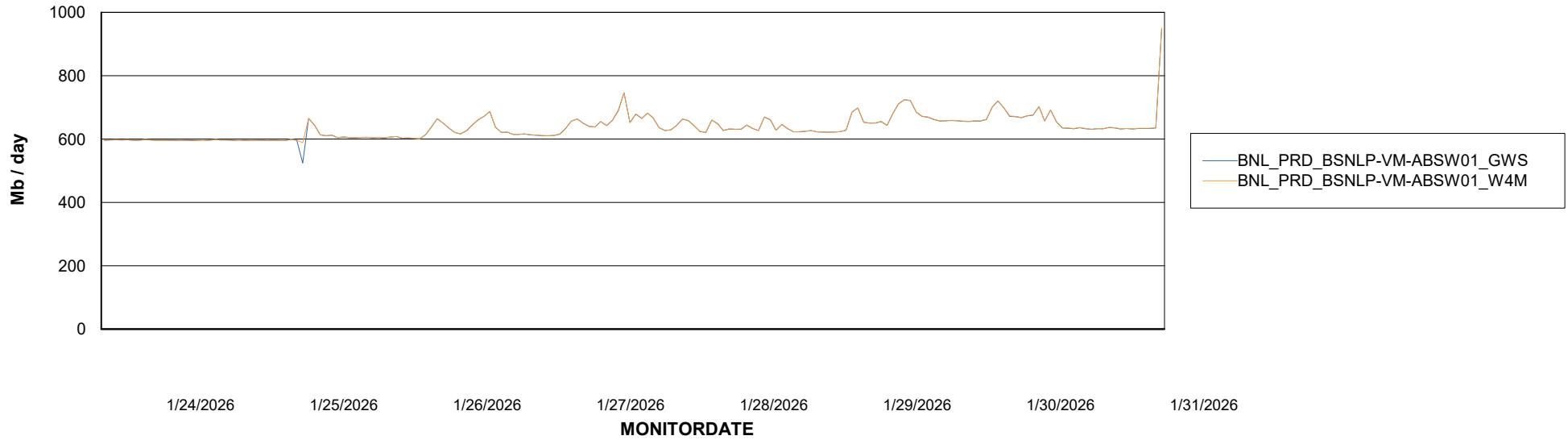
Weekly SLA Customer Report

Customer BNL_Production
Database ID 83



ABSSolute Web Component Services

Avg memory used per ABS Web component



Weekly SLA Customer Report

Customer BNL_Production
Database ID 83



Disaster per ABS component

