

Weekly SLA Customer Report

Customer LSS_CHINA_Production
 Database ID 202



Harddisk Usage LSS_CHINA_PRD_LIAZCNABSAPPL1

| | Free disk space on C: (%) | Total disk space on C: (Gb) | Used disk space on C: (Gb) | Free disk space on D: (%) | Total disk space on D: (Gb) | Used disk space on D: (Gb) |
|-----------|---------------------------|-----------------------------|----------------------------|---------------------------|-----------------------------|----------------------------|
| 1/24/2026 | 18 | 127 | 104 | 73 | 64 | 17 |
| 1/23/2026 | 18 | 127 | 104 | 73 | 64 | 17 |
| 1/22/2026 | 18 | 127 | 104 | 73 | 64 | 17 |
| 1/21/2026 | 18 | 127 | 103 | 73 | 64 | 17 |
| 1/20/2026 | 18 | 127 | 103 | 73 | 64 | 17 |
| 1/19/2026 | 19 | 127 | 103 | 73 | 64 | 17 |
| 1/18/2026 | 19 | 127 | 103 | 73 | 64 | 17 |

Harddisk Usage LSS_CHINA_PRD_LIAZCNABSAPPL2

| | Free disk space on C: (%) | Total disk space on C: (Gb) | Used disk space on C: (Gb) | Free disk space on D: (%) | Total disk space on D: (Gb) | Used disk space on D: (Gb) |
|-----------|---------------------------|-----------------------------|----------------------------|---------------------------|-----------------------------|----------------------------|
| 1/24/2026 | 49 | 127 | 65 | 92 | 64 | 5 |
| 1/23/2026 | 49 | 127 | 65 | 92 | 64 | 5 |
| 1/22/2026 | 49 | 127 | 65 | 92 | 64 | 5 |
| 1/21/2026 | 49 | 127 | 65 | 92 | 64 | 5 |
| 1/20/2026 | 49 | 127 | 64 | 92 | 64 | 5 |
| 1/19/2026 | 49 | 127 | 64 | 92 | 64 | 5 |
| 1/18/2026 | 49 | 127 | 64 | 92 | 64 | 5 |

Weekly SLA Customer Report

Customer LSS_CHINA_Production
 Database ID 202



Harddisk Usage LSS_CHINA_PRD_liazcnVMPABSDB1

| | Free disk space on C: (%) | Total disk space on C: (Gb) | Used disk space on C: (Gb) | Free disk space on D: (%) | Total disk space on D: (Gb) | Used disk space on D: (Gb) | Free disk space on E: (%) | Total disk space on E: (Gb) | Used disk space on E: (Gb) | Free disk space on F: (%) |
|-----------|---------------------------|-----------------------------|----------------------------|---------------------------|-----------------------------|----------------------------|---------------------------|-----------------------------|----------------------------|---------------------------|
| 1/24/2026 | 80 | 149 | 31 | 80 | 100 | 20 | 49 | 1,500 | 770 | 75 |
| 1/23/2026 | 80 | 149 | 31 | 80 | 100 | 20 | 49 | 1,500 | 770 | 74 |
| 1/22/2026 | 80 | 149 | 31 | 80 | 100 | 20 | 49 | 1,500 | 770 | 77 |
| 1/21/2026 | 80 | 149 | 31 | 79 | 100 | 21 | 49 | 1,500 | 770 | 77 |
| 1/20/2026 | 80 | 149 | 31 | 79 | 100 | 21 | 49 | 1,500 | 770 | 77 |
| 1/19/2026 | 80 | 149 | 31 | 79 | 100 | 21 | 49 | 1,500 | 770 | 76 |
| 1/18/2026 | 80 | 149 | 31 | 79 | 100 | 21 | 49 | 1,500 | 770 | 76 |

Harddisk Usage LSS_CHINA_PRD_liazcnVMPABSDB2

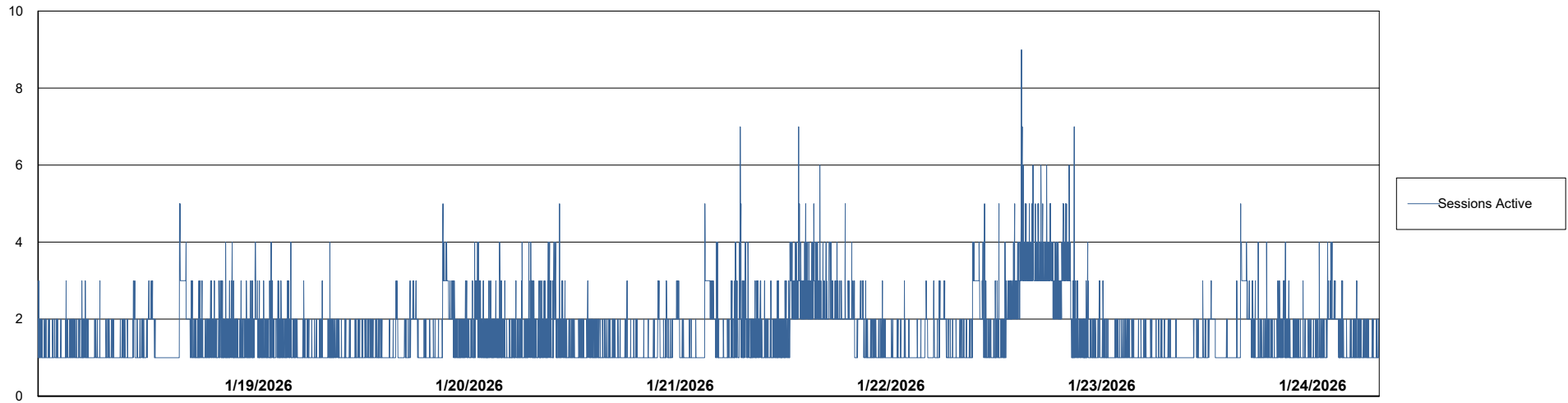
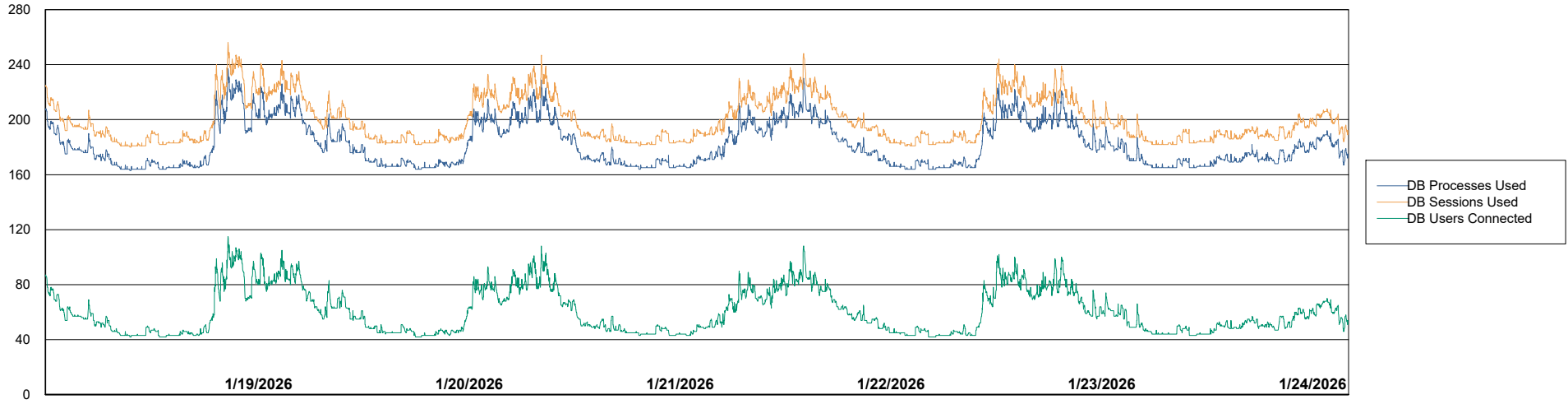
| | Free disk space on C: (%) | Total disk space on C: (Gb) | Used disk space on C: (Gb) | Free disk space on D: (%) | Total disk space on D: (Gb) | Used disk space on D: (Gb) | Free disk space on E: (%) | Total disk space on E: (Gb) | Used disk space on E: (Gb) | Free disk space on F: (%) |
|-----------|---------------------------|-----------------------------|----------------------------|---------------------------|-----------------------------|----------------------------|---------------------------|-----------------------------|----------------------------|---------------------------|
| 1/24/2026 | 80 | 149 | 31 | 78 | 100 | 22 | 57 | 1,500 | 648 | 90 |
| 1/23/2026 | 80 | 149 | 31 | 78 | 100 | 22 | 57 | 1,500 | 648 | 91 |
| 1/22/2026 | 80 | 149 | 31 | 78 | 100 | 22 | 57 | 1,500 | 648 | 93 |
| 1/21/2026 | 80 | 149 | 30 | 78 | 100 | 22 | 57 | 1,500 | 648 | 94 |
| 1/20/2026 | 80 | 149 | 30 | 78 | 100 | 22 | 57 | 1,500 | 648 | 94 |
| 1/19/2026 | 80 | 149 | 31 | 78 | 100 | 22 | 57 | 1,500 | 648 | 93 |
| 1/18/2026 | 80 | 149 | 30 | 78 | 100 | 22 | 57 | 1,500 | 648 | 93 |

Weekly SLA Customer Report

Customer LSS_CHINA_Production
Database ID 202



Database Performance LSS_CHINA_PRD_liazcnVMPABSDB1_ABS1



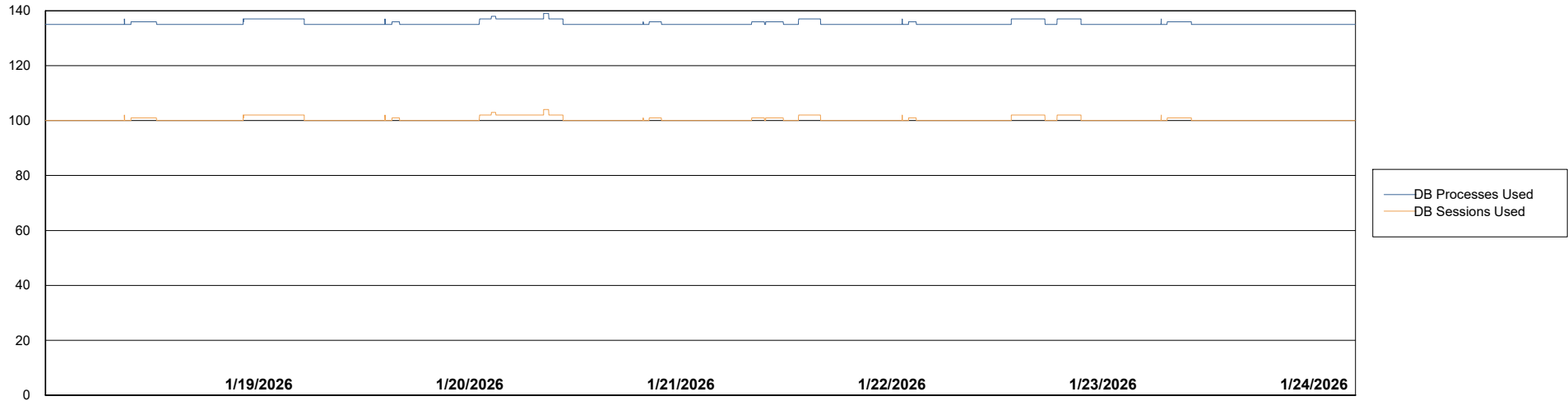
Weekly SLA Customer Report

Customer LSS_CHINA_Production
Database ID 202



Database Performance LSS_CHINA_PRD_liazcnVMPABSDB2_HSBABS1

DB Processes Max 0
DB Processes Max 4
DB Processes Max 1,000



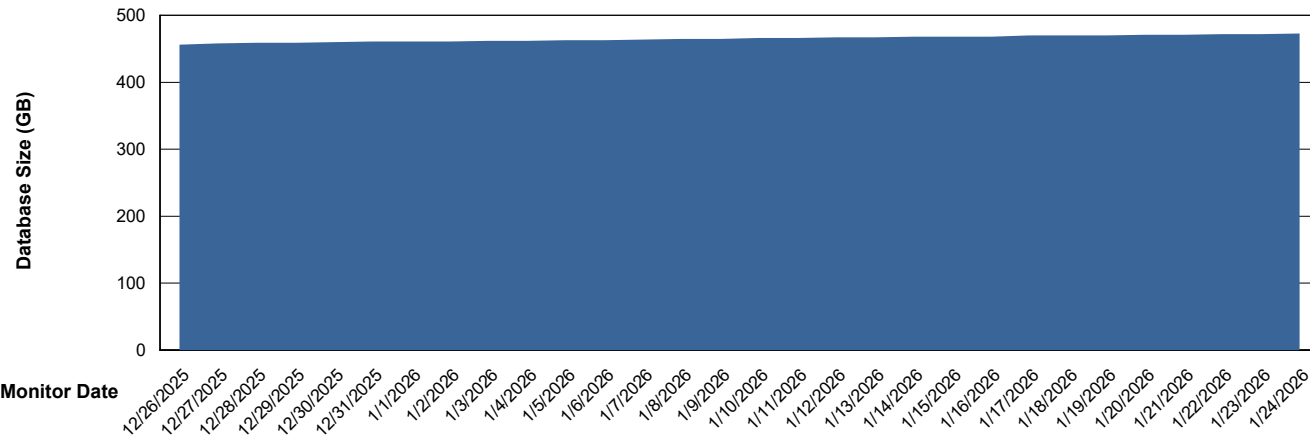
Weekly SLA Customer Report

Customer LSS_CHINA_Production
 Database ID 202



DATABASE SIZE LSS_CHINA_PRD_liazcnVMPABSDB1_ABS1

Database growth over last month



Database Tablespace LSS_CHINA_PRD_liazcnVMPABSDB1_ABS1

| Date | Tablespace Name | Filesize (Gb) | Usedsize (Gb) | Percentage free |
|-----------|-----------------|---------------|---------------|-----------------|
| 1/24/2026 | ABSDATA | 533 | 432 | 19 |
| | INDX | 50 | 20 | 60 |
| 1/23/2026 | ABSDATA | 533 | 432 | 19 |
| | INDX | 50 | 20 | 60 |
| 1/22/2026 | ABSDATA | 533 | 432 | 19 |
| | INDX | 50 | 20 | 60 |
| 1/21/2026 | ABSDATA | 533 | 431 | 19 |
| | INDX | 50 | 20 | 60 |
| 1/20/2026 | ABSDATA | 533 | 431 | 19 |
| | INDX | 50 | 20 | 60 |
| 1/19/2026 | ABSDATA | 533 | 431 | 19 |
| | INDX | 50 | 20 | 60 |
| 1/18/2026 | ABSDATA | 533 | 430 | 19 |
| | INDX | 50 | 20 | 60 |

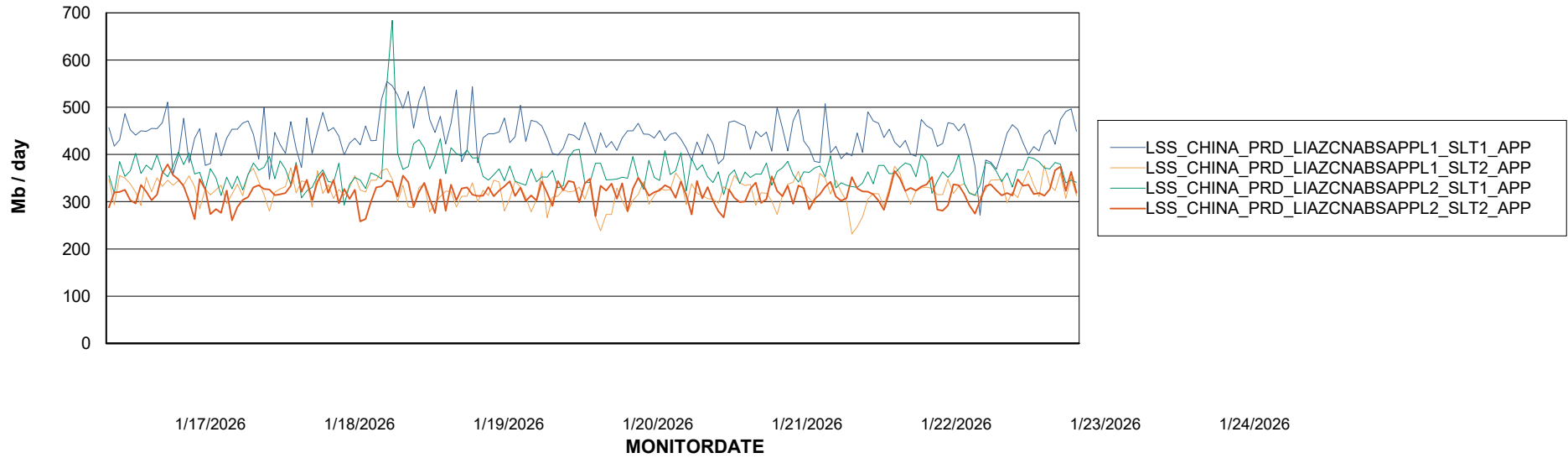
Weekly SLA Customer Report

Customer LSS_CHINA_Production
Database ID 202

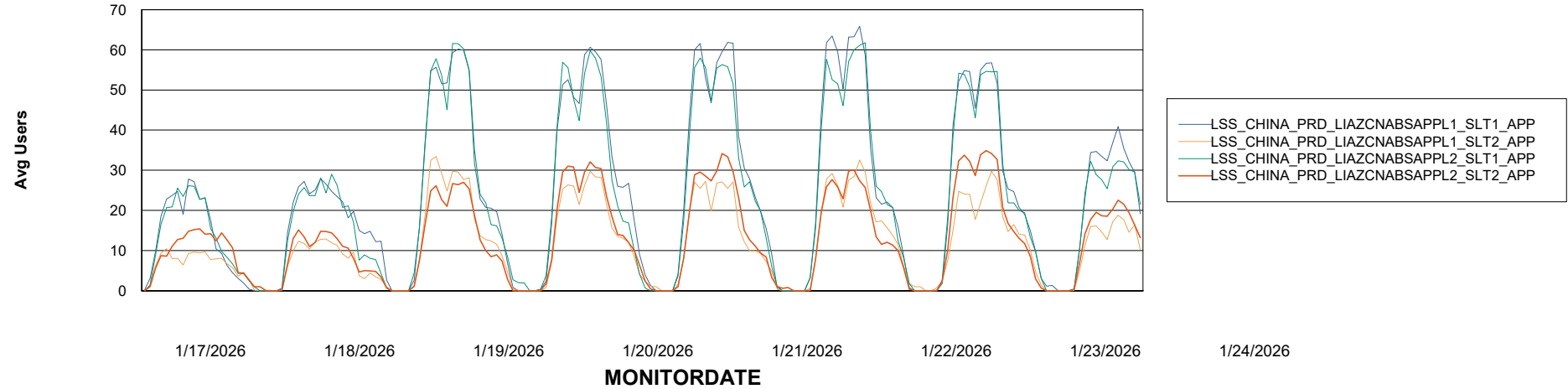


ABSSolute Application Server Services

Avg memory used per ABS Server Service



Avg users per day per ABS server



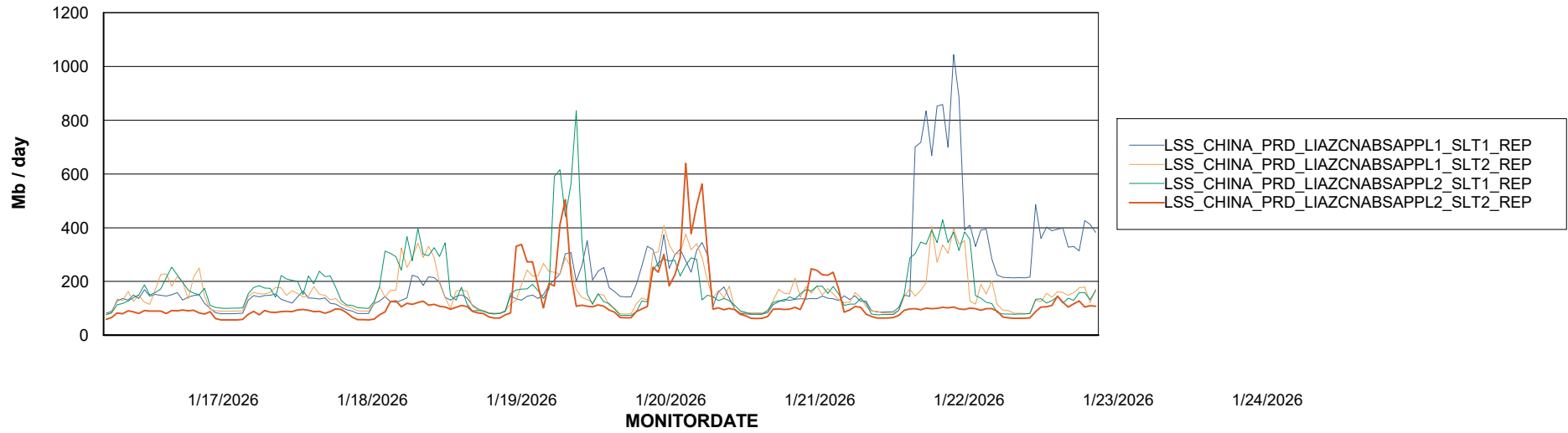
Weekly SLA Customer Report

Customer LSS_CHINA_Production
Database ID 202



ABSSolute Application ReportServer Services

Avg memory used per ReportServer Service



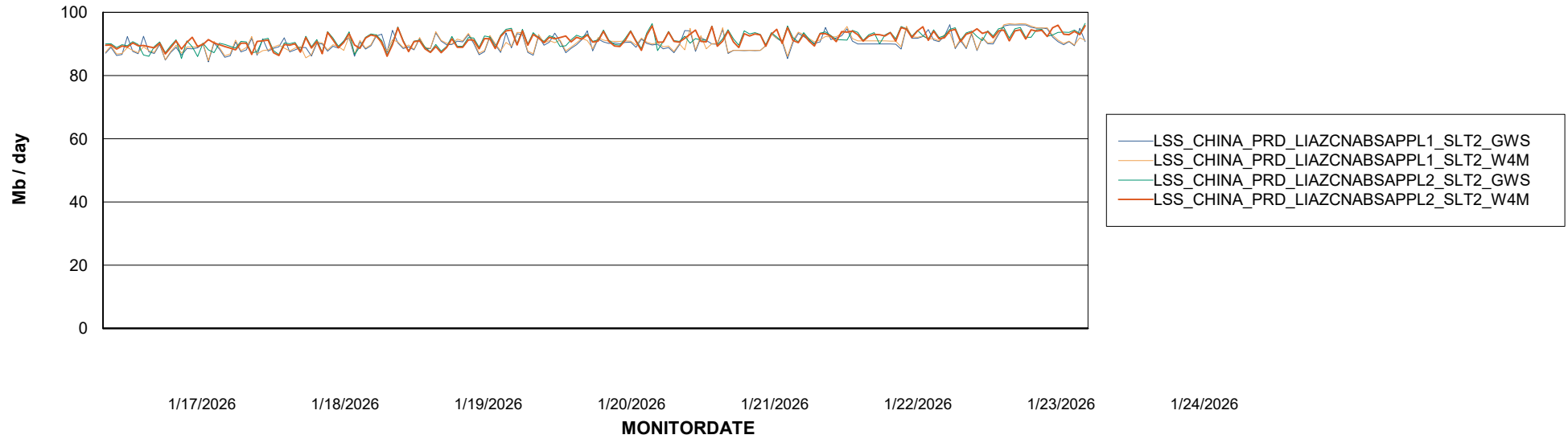
Weekly SLA Customer Report

Customer LSS_CHINA_Production
Database ID 202



ABSSolute Web Component Services

Avg memory used per ABS Web component



Weekly SLA Customer Report

Customer LSS_CHINA_Production
Database ID 202



Disaster per ABS component

