

Weekly SLA Customer Report

Customer LLG_Production
 Database ID 148



Harddisk Usage LLG_ABSAPPS01

	Free disk space on C: (%)	Total disk space on C: (Gb)	Used disk space on C: (Gb)	Free disk space on D: (%)	Total disk space on D: (Gb)	Used disk space on D: (Gb)
1/24/2026	76	500	121	98	393	8
1/23/2026	76	500	121	98	393	8
1/22/2026	76	500	121	98	393	8
1/21/2026	76	500	121	98	393	8
1/20/2026	76	500	120	98	393	8
1/19/2026	76	500	119	98	393	7
1/18/2026	76	500	119	98	393	7

Harddisk Usage LLG_ABSApps02

	Free disk space on C: (%)	Total disk space on C: (Gb)	Used disk space on C: (Gb)	Free disk space on D: (%)	Total disk space on D: (Gb)	Used disk space on D: (Gb)
1/24/2026	89	500	54	96	393	16
1/23/2026	89	500	54	96	393	16
1/22/2026	89	500	54	96	393	16
1/21/2026	89	500	54	96	393	16
1/20/2026	89	500	54	96	393	16
1/19/2026	89	500	54	96	393	16
1/18/2026	89	500	54	96	393	16

Weekly SLA Customer Report

Customer LLG_Production
 Database ID 148



Harddisk Usage LLG_ABSBI01

	Free disk space on C: (%)	Total disk space on C: (Gb)	Used disk space on C: (Gb)	Free disk space on D: (%)	Total disk space on D: (Gb)	Used disk space on D: (Gb)
1/24/2026	81	446	83	89	2,681	289
1/23/2026	82	446	83	89	2,681	288
1/22/2026	82	446	82	89	2,681	288
1/21/2026	82	446	82	89	2,681	288
1/20/2026	82	446	82	89	2,681	288
1/19/2026	82	446	81	89	2,681	288
1/18/2026	82	446	81	89	2,681	288

Harddisk Usage LLG_ABSDB01

	Free disk space on C: (%)	Total disk space on C: (Gb)	Used disk space on C: (Gb)	Free disk space on D: (%)	Total disk space on D: (Gb)	Used disk space on D: (Gb)	Free disk space on E: (%)	Total disk space on E: (Gb)	Used disk space on E: (Gb)
1/24/2026	87	446	59	68	1,605	519	65	1,077	374
1/23/2026	87	446	59	68	1,605	519	65	1,077	372
1/22/2026	87	446	59	68	1,605	519	65	1,077	372
1/21/2026	87	446	59	68	1,605	519	65	1,077	372
1/20/2026	87	446	59	68	1,605	519	65	1,077	372
1/19/2026	87	446	57	68	1,605	519	65	1,077	376
1/18/2026	87	446	57	68	1,605	519	64	1,077	387

Weekly SLA Customer Report

Customer LLG_Production
 Database ID 148



Harddisk Usage LLG_ABSDB02

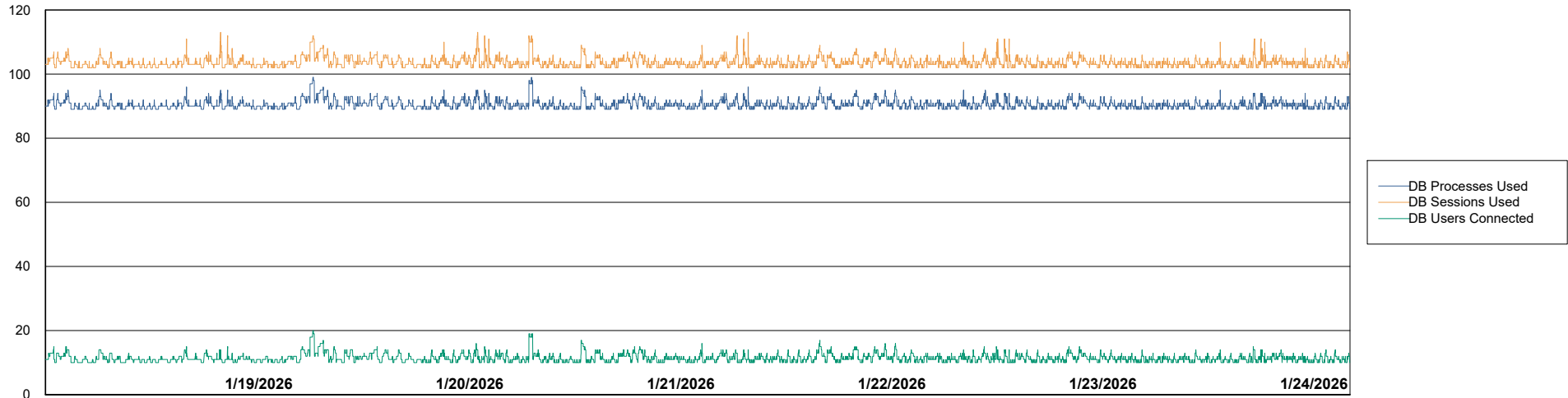
	Free disk space on C: (%)	Total disk space on C: (Gb)	Used disk space on C: (Gb)	Free disk space on D: (%)	Total disk space on D: (Gb)	Used disk space on D: (Gb)	Free disk space on E: (%)	Total disk space on E: (Gb)	Used disk space on E: (Gb)
1/24/2026	43	446	255	60	1,605	650	44	1,077	608
1/23/2026	43	446	255	60	1,605	650	43	1,077	609
1/22/2026	43	446	255	60	1,605	650	43	1,077	609
1/21/2026	43	446	255	60	1,605	650	43	1,077	608
1/20/2026	43	446	255	60	1,605	650	43	1,077	608
1/19/2026	44	446	249	60	1,605	650	42	1,077	623
1/18/2026	46	446	242	60	1,605	650	42	1,077	625

Weekly SLA Customer Report

Customer LLG_Production
Database ID 148



Database Performance LLG_ABSBI01_BI_PROD_ABS1

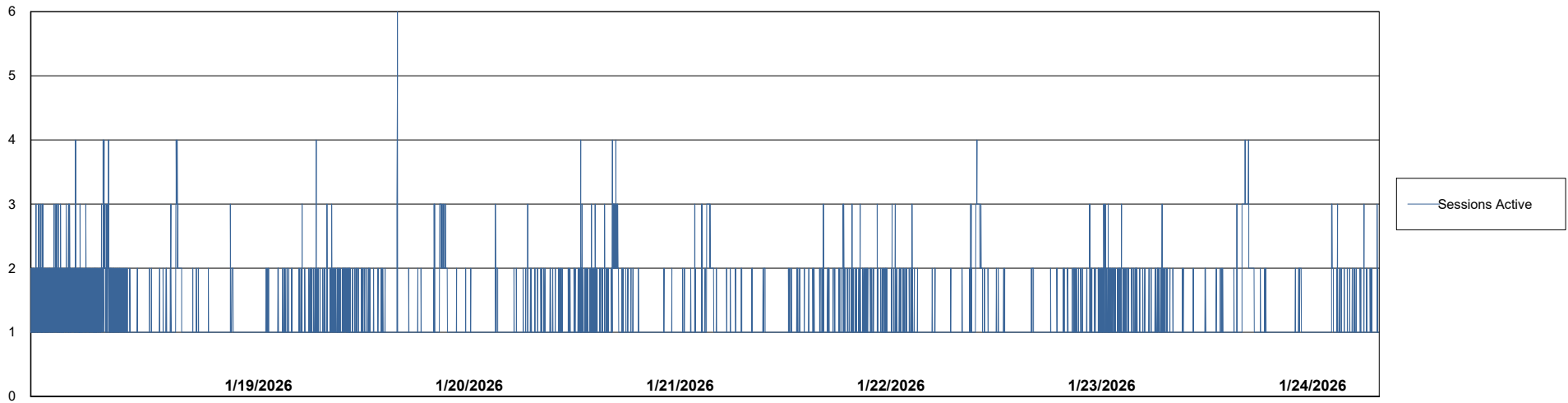
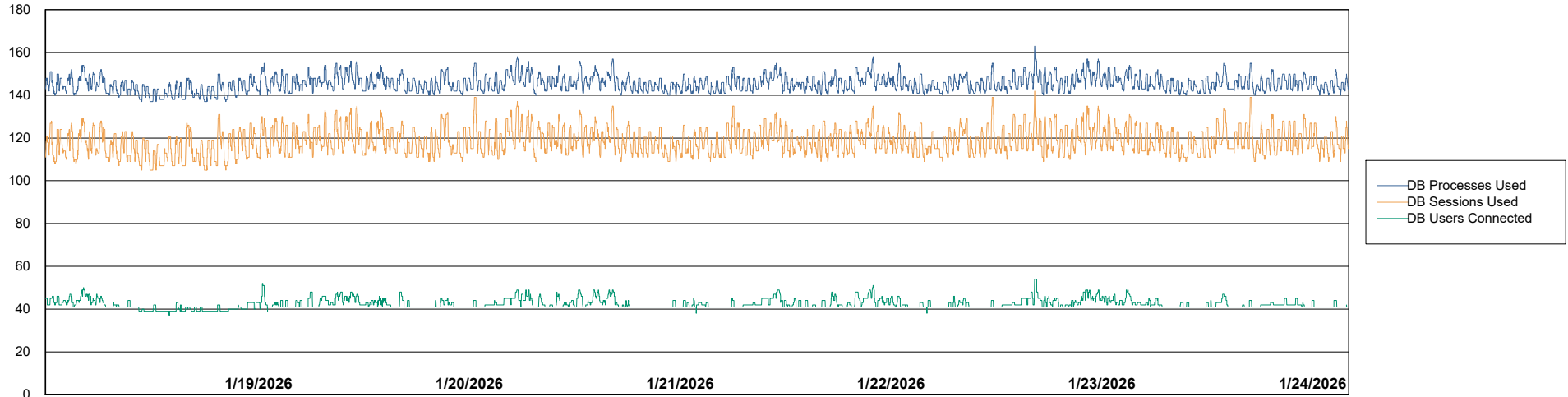


Weekly SLA Customer Report

Customer LLG_Production
Database ID 148



Database Performance LLG_ABSDB01_PROD_ABS1



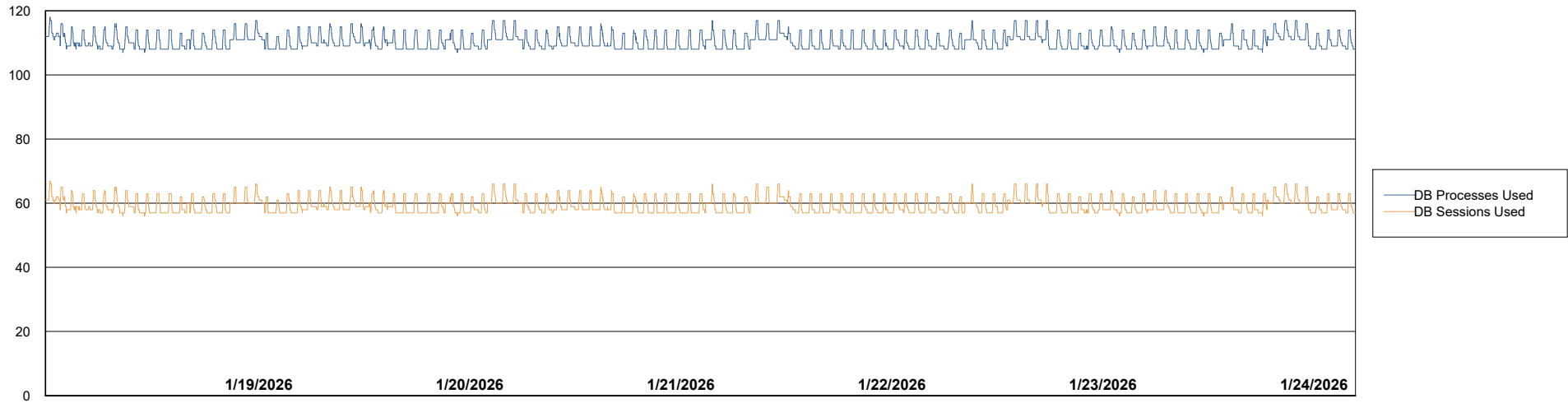
Weekly SLA Customer Report

Customer LLG_Production
Database ID 148



Database Performance LLG_ABSDB02_PROD_HSBABS1

DB Processes Max 0
DB Processes Max 300
DB Processes Max 4



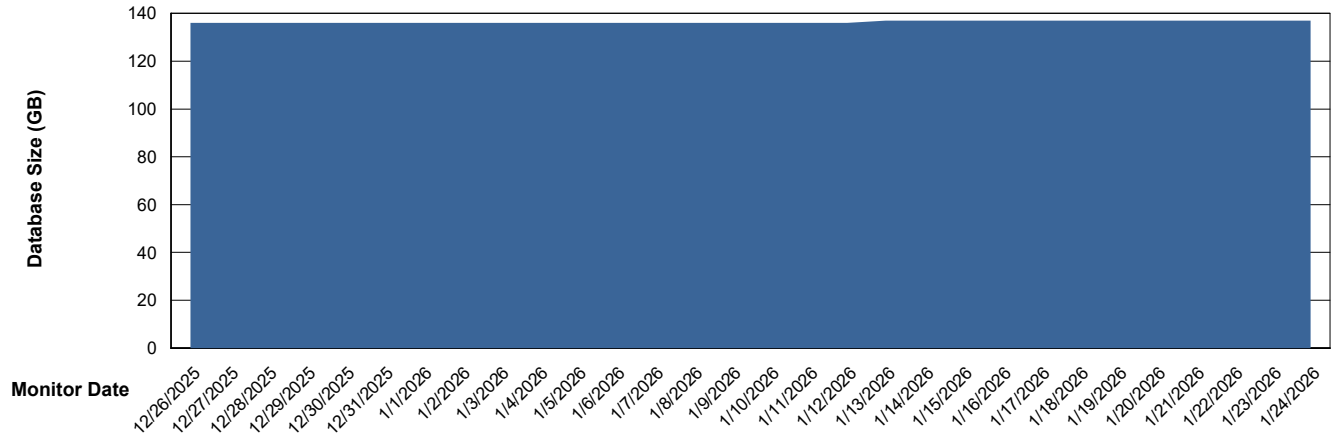
Weekly SLA Customer Report

Customer LLG_Production
Database ID 148



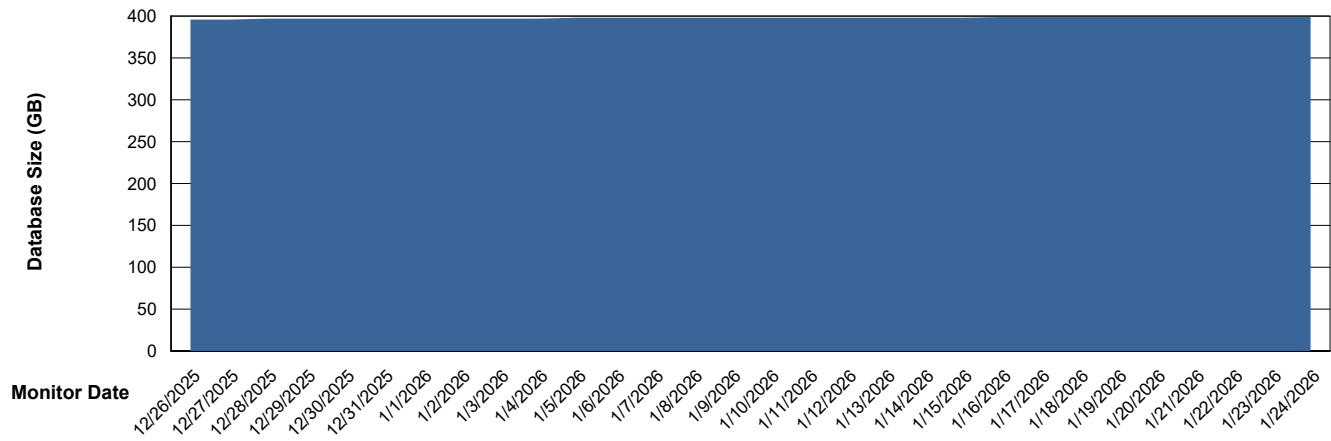
DATABASE SIZE LLG_ABSBI01_BI_PROD_ABS1

Database growth over last month



DATABASE SIZE LLG_ABSDB01_PROD_ABS1

Database growth over last month



Weekly SLA Customer Report

Customer LLG_Production
 Database ID 148



Database Tablespace LLG_ABSBI01_BI_PROD_ABS1

Date	Tablespace Name	Filesize (Gb)	Usedsize (Gb)	Percentage free
1/24/2026	ABSDATA	73	56	23
	INDX	94	72	23
1/23/2026	ABSDATA	73	56	24
	INDX	94	72	23
1/22/2026	ABSDATA	73	56	24
	INDX	94	72	23
1/21/2026	ABSDATA	73	56	24
	INDX	94	72	23
1/20/2026	ABSDATA	73	56	23
	INDX	94	72	24
1/19/2026	ABSDATA	73	56	24
	INDX	94	72	24
1/18/2026	ABSDATA	73	56	24
	INDX	94	72	24

Weekly SLA Customer Report

Customer LLG_Production
 Database ID 148



Database Tablespace LLG_ABSD01_PROD_ABS1

Date	Tablespace Name	Filesize (Gb)	Usedsize (Gb)	Percentage free
1/24/2026	ABSDATA	202	163	19
	INDX	266	221	17
1/23/2026	ABSDATA	202	163	19
	INDX	266	221	17
1/22/2026	ABSDATA	202	163	19
	INDX	266	221	17
1/21/2026	ABSDATA	202	163	19
	INDX	266	221	17
1/20/2026	ABSDATA	202	163	19
	INDX	266	221	17
1/19/2026	ABSDATA	202	163	19
	INDX	266	221	17
1/18/2026	ABSDATA	202	163	19
	INDX	266	220	17

BI Status and last ETL error for LLG_ABSBI01_BI_PROD_ABS1

	Mon 19/1/2026	Tue 20/1/2026	Wed 21/1/2026	Thu 22/1/2026	Fri 23/1/2026	Sat 24/1/2026
ABS DataWarehouse ETL Health	OK	OK	OK	OK	OK	OK
ABS DWHStaging ETL Health	OK	OK	OK	OK	OK	OK

Weekly SLA Customer Report

Customer LLG_Production
Database ID 148



BI last ETL error for	LLG_ABSBI01_BI_PROD_ABS1
-----------------------	--------------------------

Mon, 19-01-2026	None
Tue, 20-01-2026	None
Thu, 22-01-2026	None
Mon, 19-01-2026	None
Wed, 21-01-2026	None
Thu, 22-01-2026	None
Sat, 24-01-2026	None
Sat, 24-01-2026	None
Sun, 18-01-2026	None
Fri, 23-01-2026	None
Tue, 20-01-2026	None
Sun, 18-01-2026	None
Wed, 21-01-2026	None
Fri, 23-01-2026	None

Weekly SLA Customer Report

Customer LLG_Production
Database ID 148



Standby Database Health LLG_Production

Recovery lag for last 7 days



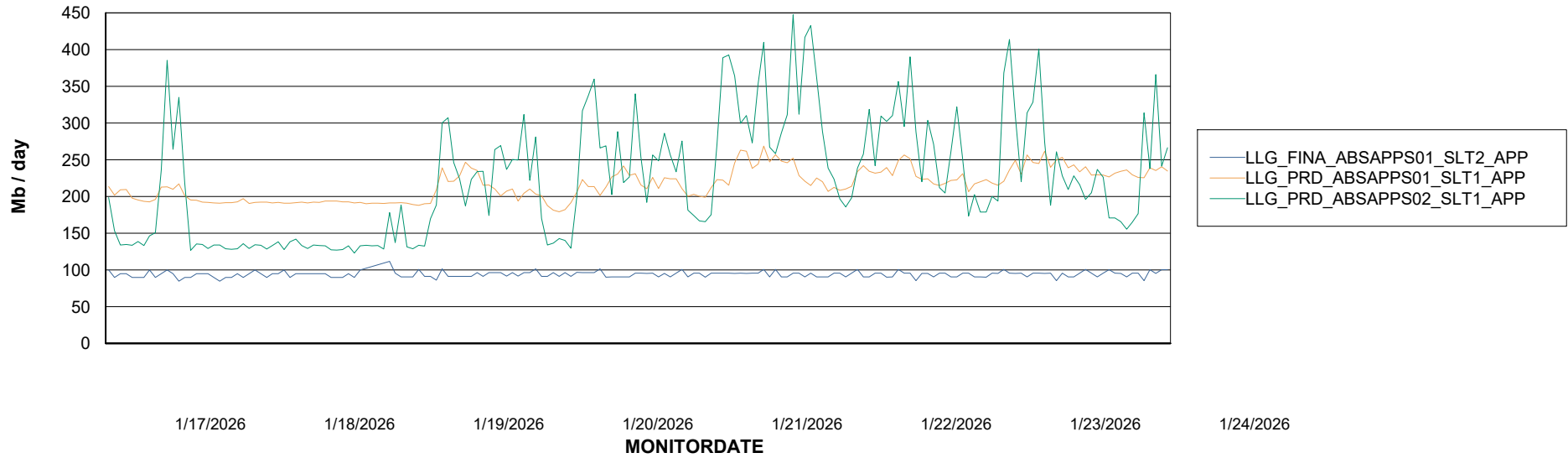
Weekly SLA Customer Report

Customer LLG_Production
Database ID 148

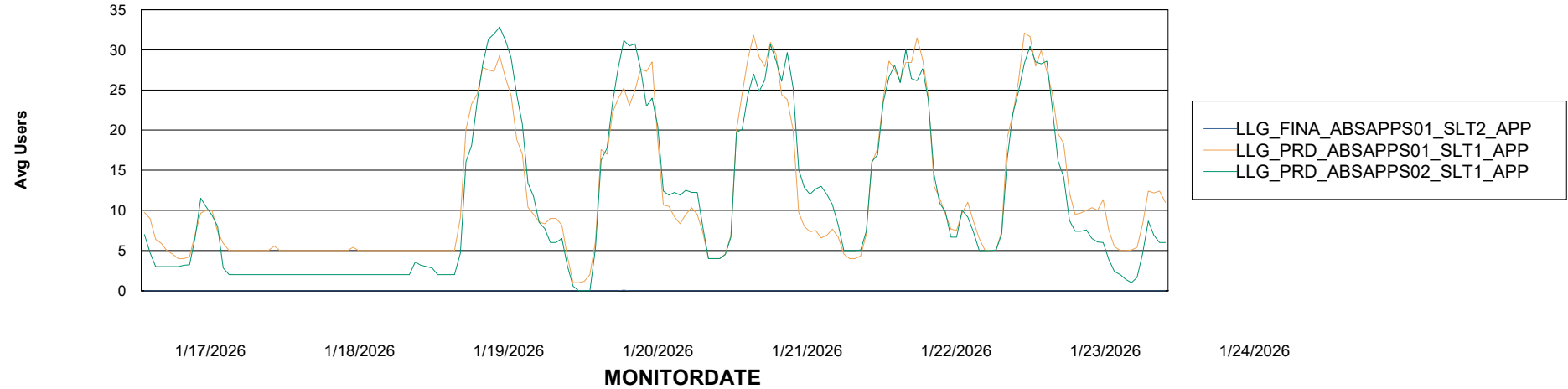


ABSSolute Application Server Services

Avg memory used per ABS Server Service



Avg users per day per ABS server



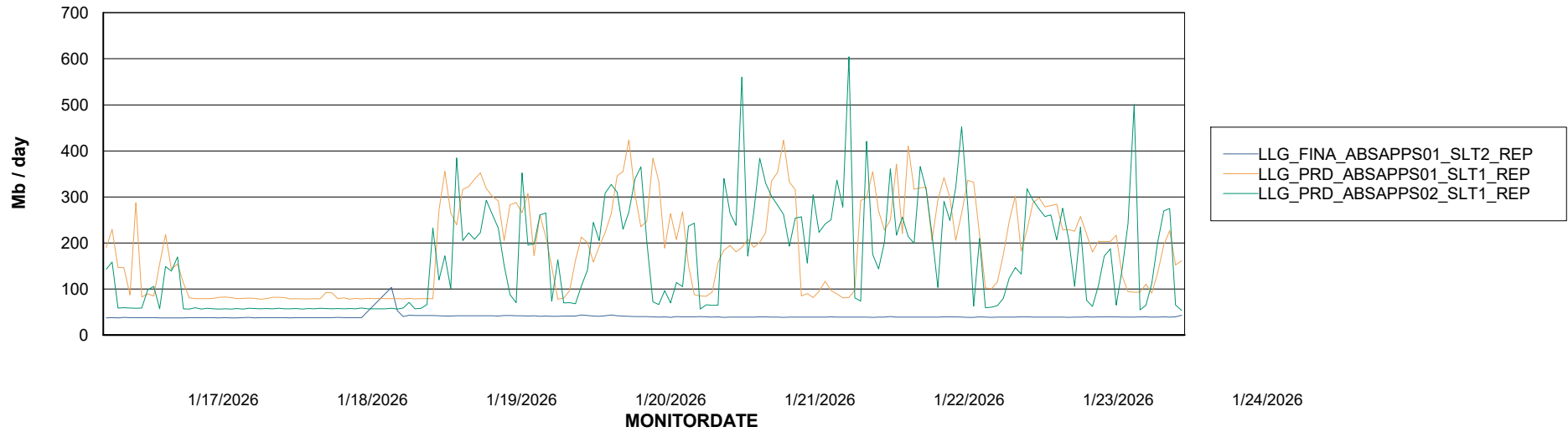
Weekly SLA Customer Report

Customer LLG_Production
Database ID 148



ABSSolute Application ReportServer Services

Avg memory used per ReportServer Service



Disaster per ABS component

