

# Weekly SLA Customer Report

Customer BNL\_Production  
Database ID 83



## Harddisk Usage BNL\_PRD\_BSNLP-VM-ABSD02

	Free disk space on C: (%)	Total disk space on C: (Gb)	Used disk space on C: (Gb)	Free disk space on D: (%)	Total disk space on D: (Gb)	Used disk space on D: (Gb)	Free disk space on E: (%)	Total disk space on E: (Gb)	Used disk space on E: (Gb)	Free disk space on F: (%)
1/24/2026	48	127	66	69	1,512	470	84	500	79	80
1/23/2026	48	127	66	67	1,512	492	82	500	90	80
1/22/2026	48	127	66	69	1,512	476	85	500	77	80
1/21/2026	48	127	66	72	1,512	418	87	500	65	80
1/20/2026	48	127	66	72	1,512	422	88	500	60	80
1/19/2026	48	127	66	72	1,512	420	86	500	68	80
1/18/2026	47	127	67	72	1,512	421	88	500	62	80

## Harddisk Usage BNL\_PRD\_BSNLP-VM-ABSD03

	Free disk space on C: (%)	Total disk space on C: (Gb)	Used disk space on C: (Gb)	Free disk space on D: (%)	Total disk space on D: (Gb)	Used disk space on D: (Gb)	Free disk space on E: (%)	Total disk space on E: (Gb)	Used disk space on E: (Gb)	Free disk space on F: (%)
1/24/2026	49	127	65	78	1,512	336	76	500	119	80
1/23/2026	49	127	65	75	1,512	371	76	500	121	80
1/22/2026	49	127	65	77	1,512	352	76	500	120	80
1/21/2026	49	127	65	80	1,512	297	76	500	121	80
1/20/2026	49	127	65	80	1,512	298	76	500	121	80
1/19/2026	48	127	66	80	1,512	300	76	500	122	80
1/18/2026	48	127	65	80	1,512	300	76	500	119	80

# Weekly SLA Customer Report

Customer BNL\_Production  
Database ID 83



## Harddisk Usage BNL\_PRD\_bsnlp-vm-absw01

	Free disk space on C: (%)	Total disk space on C: (Gb)	Used disk space on C: (Gb)	Free disk space on D: (%)	Total disk space on D: (Gb)	Used disk space on D: (Gb)	Free disk space on E: (%)	Total disk space on E: (Gb)	Used disk space on E: (Gb)
1/24/2026	76	127	31	97	128	4	91	16	1
1/23/2026	75	127	31	97	128	4	91	16	1
1/22/2026	75	127	31	97	128	4	91	16	1
1/21/2026	75	127	31	97	128	4	91	16	1
1/20/2026	75	127	31	97	128	4	91	16	1
1/19/2026	75	127	31	97	128	4	91	16	1
1/18/2026	75	127	32	97	128	4	91	16	1

## Harddisk Usage BNL\_PRD\_vm-absa01

	Free disk space on C: (%)	Total disk space on C: (Gb)	Used disk space on C: (Gb)	Free disk space on D: (%)	Total disk space on D: (Gb)	Used disk space on D: (Gb)	Free disk space on E: (%)	Total disk space on E: (Gb)	Used disk space on E: (Gb)
1/24/2026	66	127	44	94	127	8	92	64	5
1/23/2026	65	127	45	94	127	8	92	64	5
1/22/2026	65	127	45	94	127	8	92	64	5
1/21/2026	65	127	45	94	127	8	92	64	5
1/20/2026	65	127	45	94	127	8	92	64	5
1/19/2026	65	127	45	94	127	8	92	64	5
1/18/2026	64	127	46	94	127	8	92	64	5

# Weekly SLA Customer Report

Customer BNL\_Production  
 Database ID 83



Harddisk Usage BNL\_PRD\_vm-absa02

	Free disk space on C: (%)	Total disk space on C: (Gb)	Used disk space on C: (Gb)	Free disk space on D: (%)	Total disk space on D: (Gb)	Used disk space on D: (Gb)	Free disk space on E: (%)	Total disk space on E: (Gb)	Used disk space on E: (Gb)
1/24/2026	69	127	39	89	127	14	92	64	5
1/23/2026	69	127	39	89	127	14	92	64	5
1/22/2026	69	127	39	89	127	14	92	64	5
1/21/2026	69	127	39	89	127	14	92	64	5
1/20/2026	69	127	39	89	127	14	92	64	5
1/19/2026	69	127	40	89	127	14	92	64	5
1/18/2026	67	127	41	89	127	13	92	64	5

Harddisk Usage BNL\_PRD\_vm-absa03

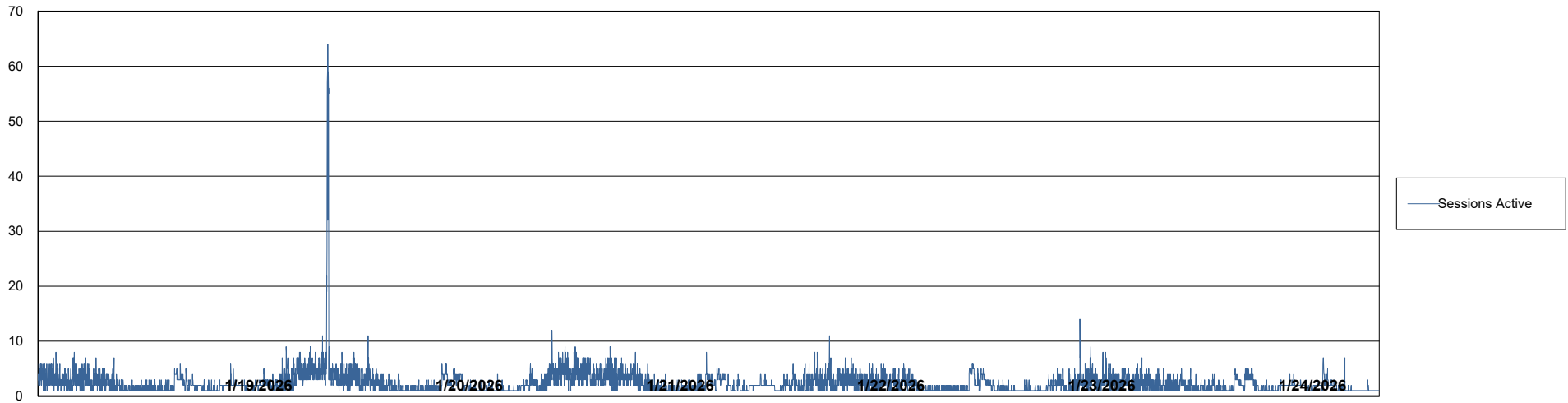
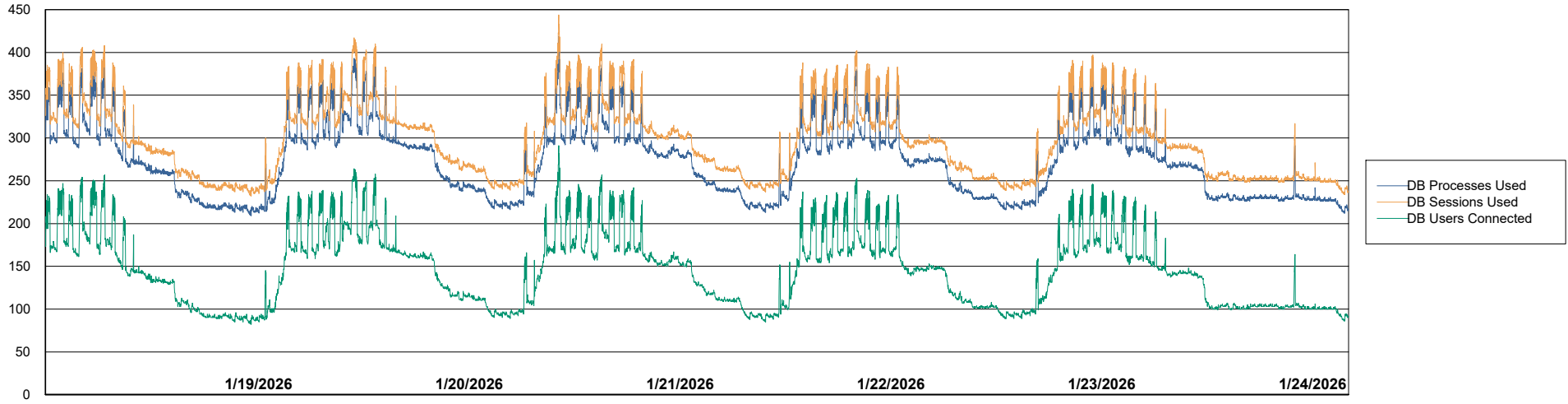
	Free disk space on C: (%)	Total disk space on C: (Gb)	Used disk space on C: (Gb)	Free disk space on D: (%)	Total disk space on D: (Gb)	Used disk space on D: (Gb)	Free disk space on E: (%)	Total disk space on E: (Gb)	Used disk space on E: (Gb)
1/24/2026	57	127	54	61	127	50	92	64	5
1/23/2026	57	127	54	61	127	50	92	64	5
1/22/2026	57	127	54	61	127	50	92	64	5
1/21/2026	57	127	54	61	127	50	92	64	5
1/20/2026	57	127	54	61	127	50	92	64	5
1/19/2026	57	127	54	61	127	50	92	64	5
1/18/2026	57	127	55	61	127	50	92	64	5

# Weekly SLA Customer Report

Customer BNL\_Production  
Database ID 83



## Database Performance BNLDB\_Production



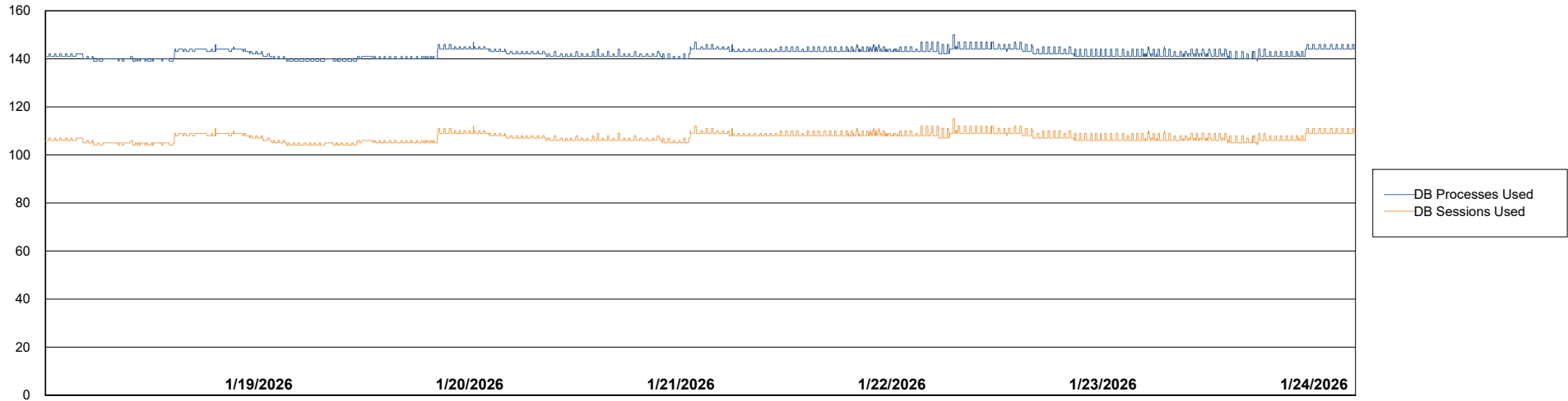
# Weekly SLA Customer Report

Customer BNL\_Production  
Database ID 83



## Database Performance BNLDB\_Standby

DB Processes Max 0  
DB Processes Max 1,000  
DB Processes Max 4



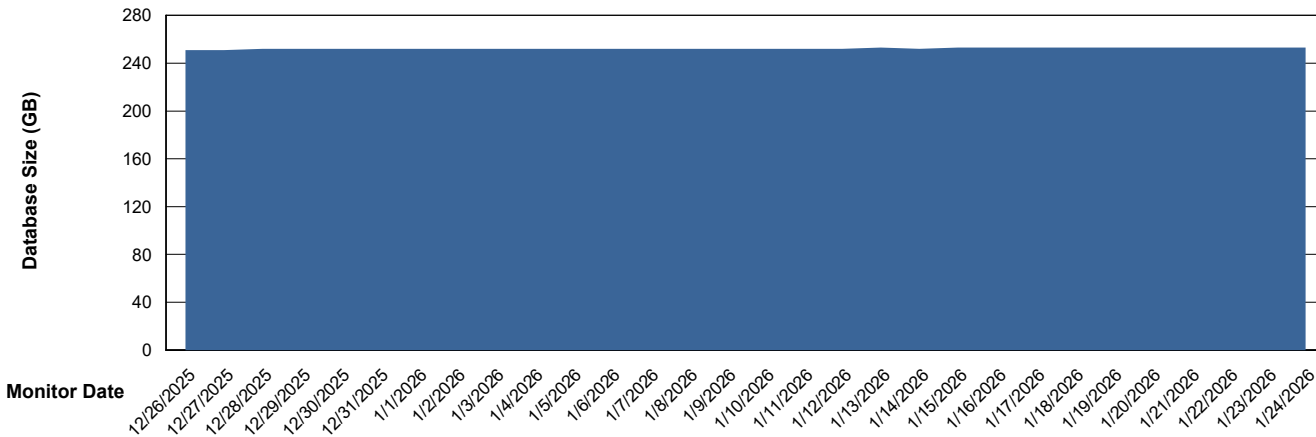
# Weekly SLA Customer Report

Customer BNL\_Production  
 Database ID 83



DATABASE SIZE BNLDB\_Production

Database growth over last month



Database Tablespace BNLDB\_Production

Date	Tablespace Name	Filesize (Gb)	Usedsize (Gb)	Percentage free
1/24/2026	ABSDATA	105	71	33
	INDX	205	172	16
1/23/2026	ABSDATA	105	71	33
	INDX	205	172	16
1/22/2026	ABSDATA	105	71	33
	INDX	205	172	16
1/21/2026	ABSDATA	105	71	33
	INDX	205	172	16
1/20/2026	ABSDATA	105	71	33
	INDX	205	172	16
1/19/2026	ABSDATA	105	71	33
	INDX	205	172	16
1/18/2026	ABSDATA	105	71	33
	INDX	205	172	16

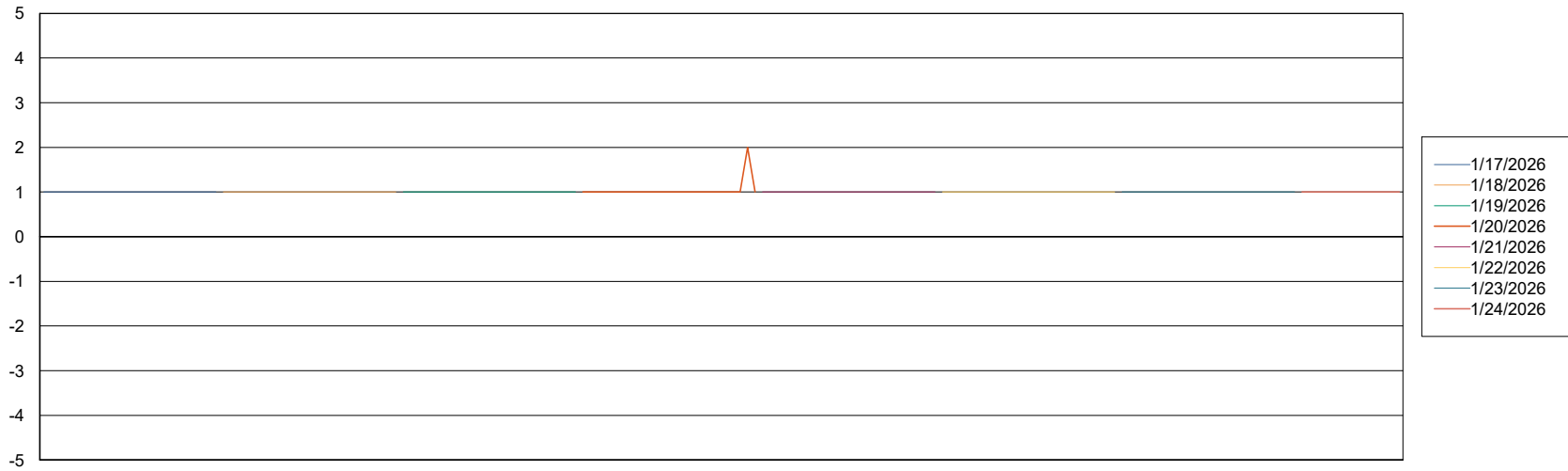
# Weekly SLA Customer Report

Customer BNL\_Production  
Database ID 83



Standby Database Health BNL\_Production

## Recovery lag for last 7 days



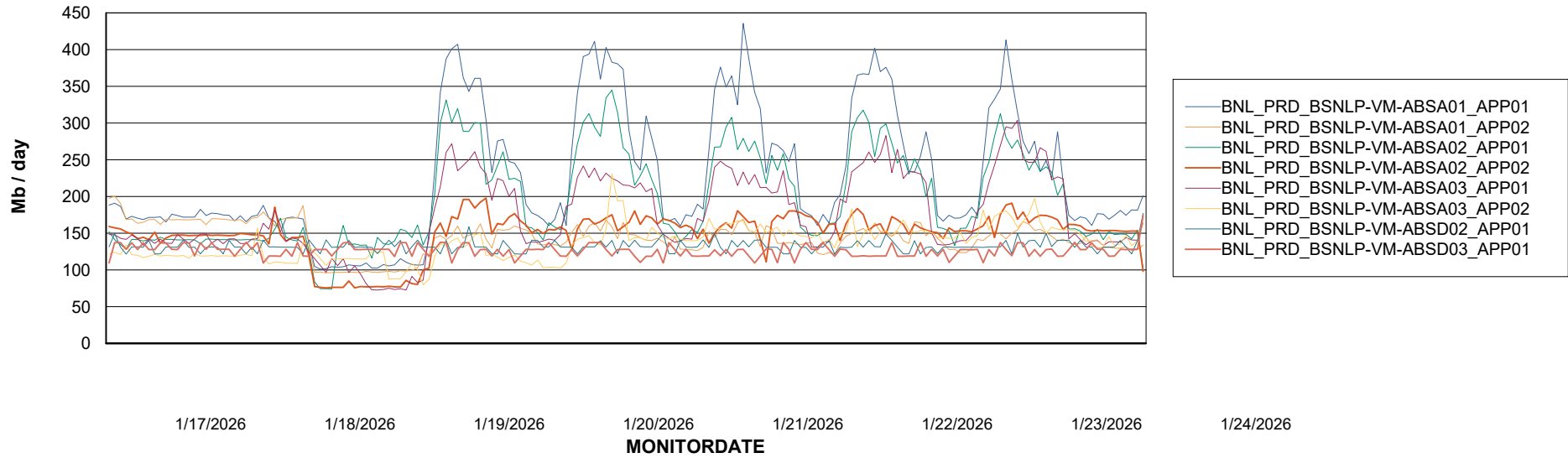
# Weekly SLA Customer Report

Customer BNL\_Production  
Database ID 83

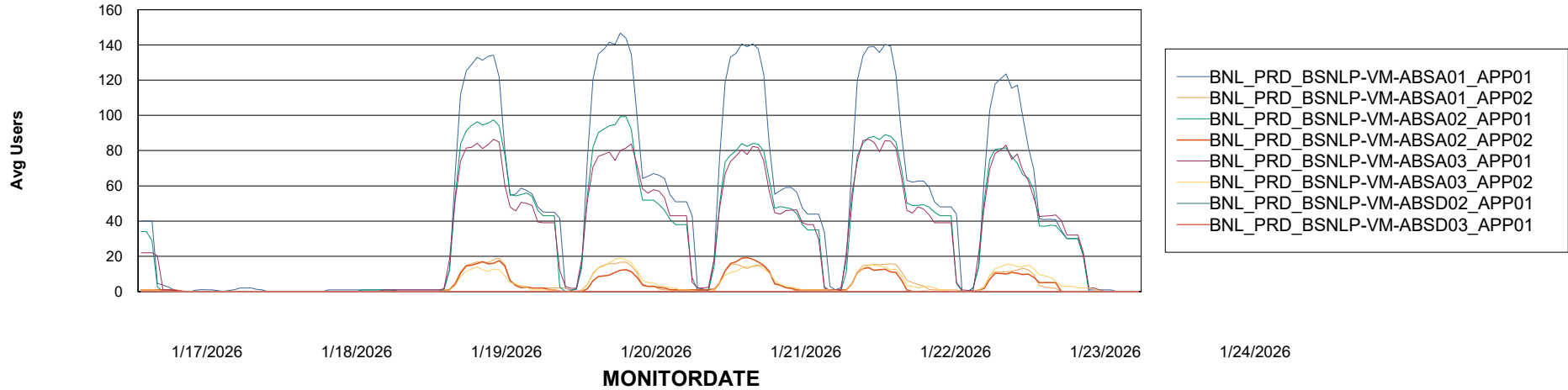


## ABSSolute Application Server Services

### Avg memory used per ABS Server Service



### Avg users per day per ABS server



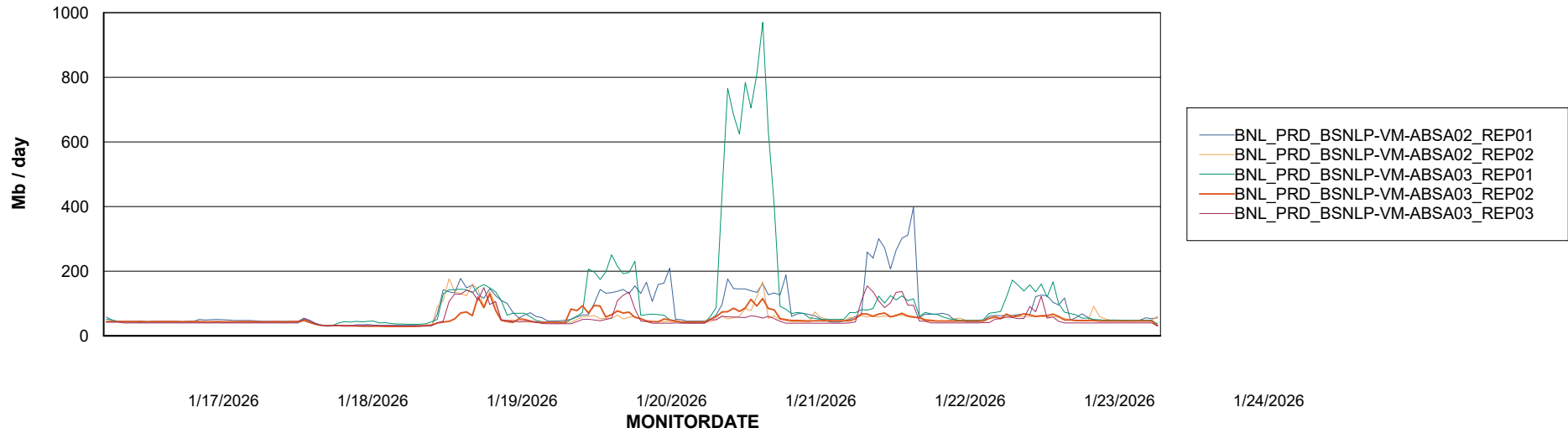
# Weekly SLA Customer Report

Customer BNL\_Production  
Database ID 83



## ABSSolute Application ReportServer Services

### Avg memory used per ReportServer Service



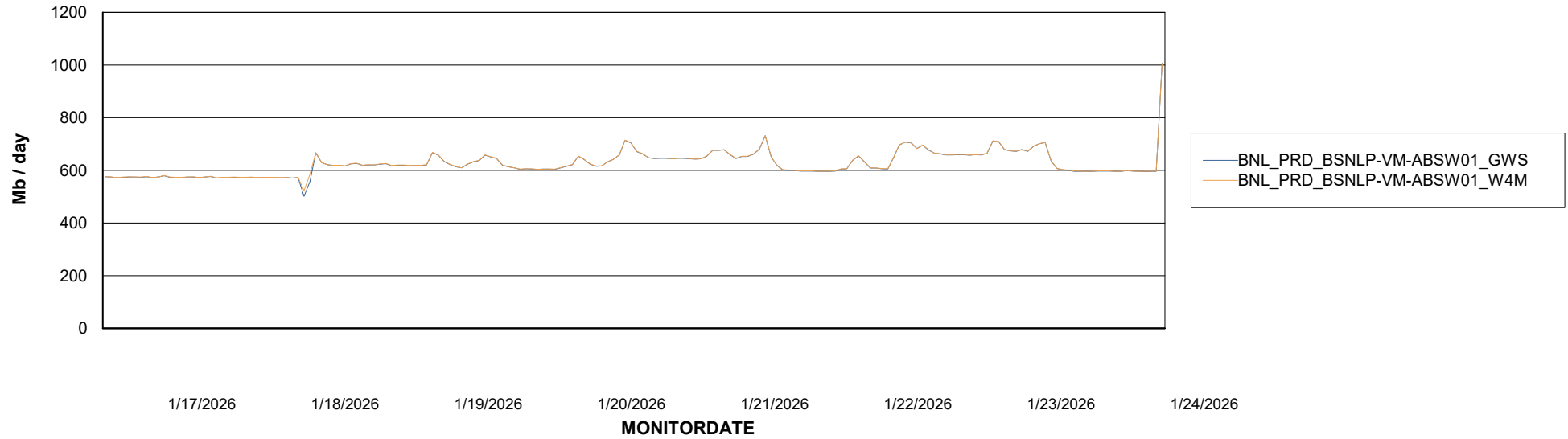
# Weekly SLA Customer Report

Customer BNL\_Production  
Database ID 83



## ABSSolute Web Component Services

### Avg memory used per ABS Web component



# Weekly SLA Customer Report

Customer BNL\_Production  
Database ID 83



## Disaster per ABS component

