

# Weekly SLA Customer Report

Customer SPI\_Production  
 Database ID 49



Harddisk Usage SPI\_PRD\_SRV2016-SW1

	Free disk space on C: (%)	Total disk space on C: (Gb)	Used disk space on C: (Gb)	Free disk space on D: (%)	Total disk space on D: (Gb)	Used disk space on D: (Gb)
1/17/2026	38	79	49	54	100	45
1/16/2026	38	79	49	55	100	45
1/15/2026	38	79	49	55	100	45
1/14/2026	39	79	49	55	100	45
1/13/2026	40	79	48	55	100	45
1/12/2026	40	79	48	55	100	45
1/11/2026	40	79	48	55	100	45

Harddisk Usage SPI\_PRD\_SRV2016-SW2

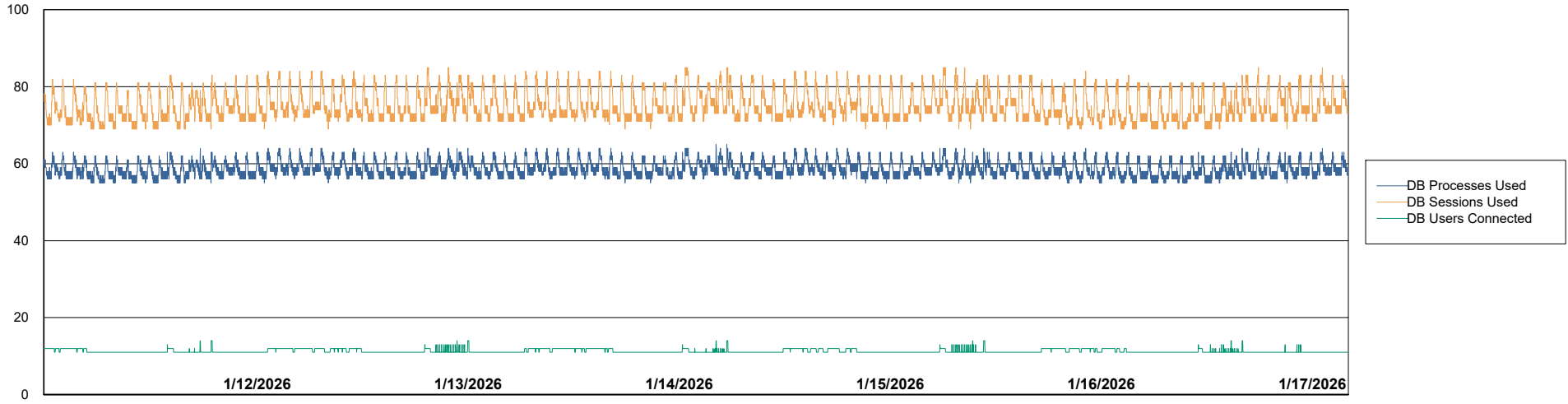
	Free disk space on C: (%)	Total disk space on C: (Gb)	Used disk space on C: (Gb)	Free disk space on D: (%)	Total disk space on D: (Gb)	Used disk space on D: (Gb)
1/17/2026	30	79	55	58	150	62
1/16/2026	30	79	55	58	150	62
1/15/2026	29	79	56	59	150	62
1/14/2026	29	79	57	58	150	62
1/13/2026	32	79	54	59	150	62
1/12/2026	32	79	54	59	150	62
1/11/2026	32	79	54	58	150	62

# Weekly SLA Customer Report

Customer SPI\_Production  
Database ID 49



Database Performance SPI\_PRD\_SRV2016-SW1\_ABS1



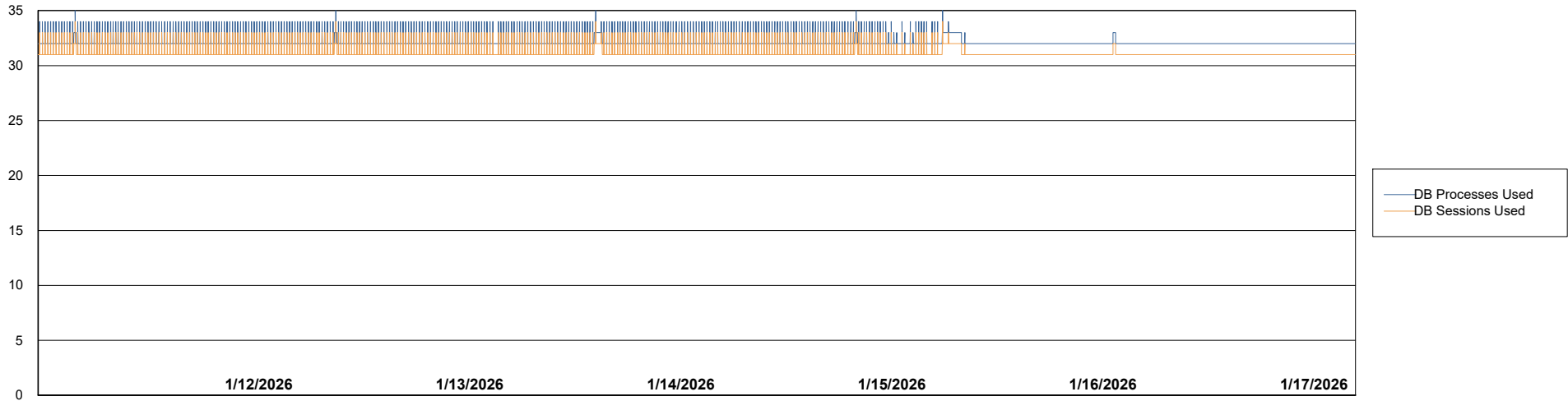
# Weekly SLA Customer Report

Customer SPI\_Production  
Database ID 49



Database Performance SPI\_PRD\_SRV2016-SW2\_HSBABS1

DB Processes Max 500



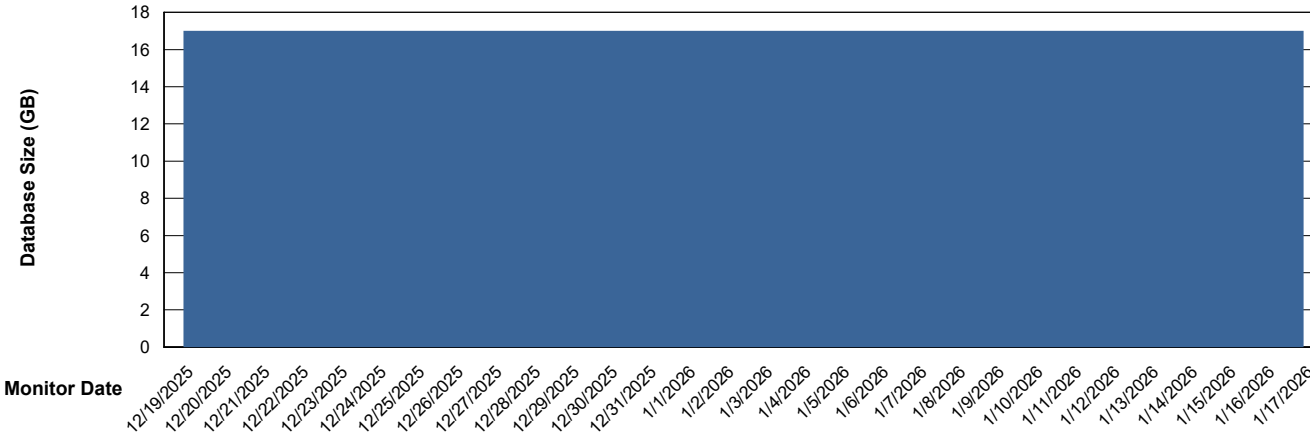
# Weekly SLA Customer Report

Customer SPI\_Production  
 Database ID 49



DATABASE SIZE SPI\_PRD\_SRV2016-SW1\_ABS1

## Database growth over last month



Database Tablespace SPI\_PRD\_SRV2016-SW1\_ABS1

Date	Tablespace Name	Filesize (Gb)	Usedsize (Gb)	Percentage free
1/17/2026	ABSDATA	5	3	34
	INDX	8	6	29
1/16/2026	ABSDATA	5	3	34
	INDX	8	6	29
1/15/2026	ABSDATA	5	3	34
	INDX	8	6	29
1/14/2026	ABSDATA	5	3	34
	INDX	8	6	29
1/13/2026	ABSDATA	5	3	34
	INDX	8	6	29
1/12/2026	ABSDATA	5	3	34
	INDX	8	6	29
1/11/2026	ABSDATA	5	3	34
	INDX	8	6	29

# Weekly SLA Customer Report

Customer SPI\_Production  
Database ID 49



Standby Database Health SPI\_Production

### Recovery lag for last 7 days

