

Weekly SLA Customer Report

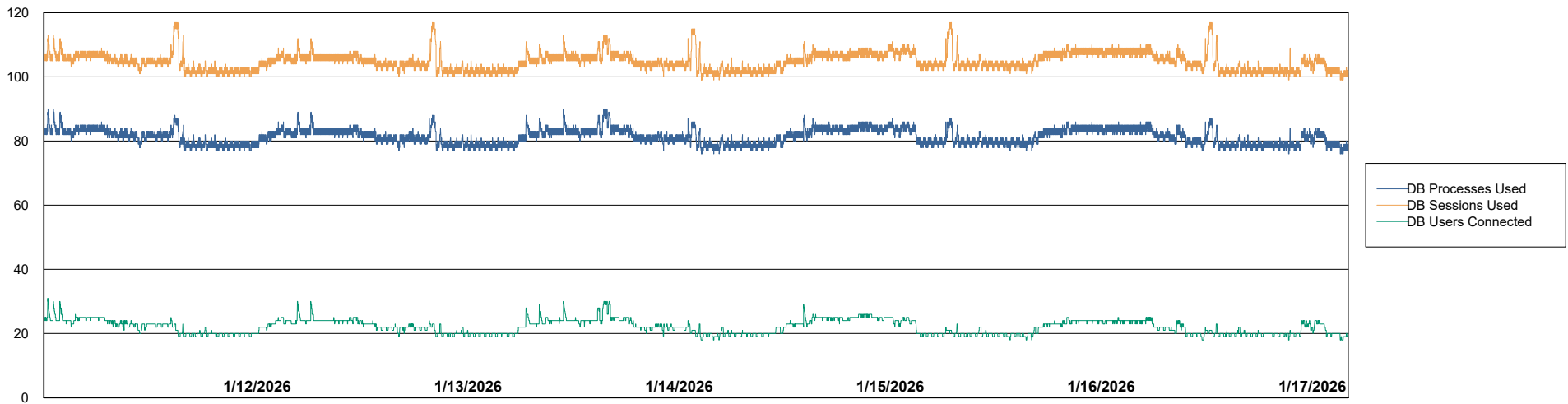
Customer RAS_Production
 Database ID 189



Harddisk Usage RAS_PRD_NEDLIN-ST-APP01

	Free disk space on C: (%)	Total disk space on C: (Gb)	Used disk space on C: (Gb)	Free disk space on D: (%)	Total disk space on D: (Gb)	Used disk space on D: (Gb)	Free disk space on E: (%)	Total disk space on E: (Gb)	Used disk space on E: (Gb)
1/17/2026	18	249	204	21	411	324	67	100	33
1/16/2026	18	249	204	21	411	324	68	100	32
1/15/2026	19	249	203	21	411	324	68	100	32
1/14/2026	20	249	201	21	411	324	67	100	33
1/13/2026	20	249	199	21	411	324	67	100	33
1/12/2026	21	249	198	21	411	324	67	100	33
1/11/2026	21	249	197	21	411	324	67	100	33

Database Performance RAS_PRD_NEDLIN-ST-APP01_ABS1



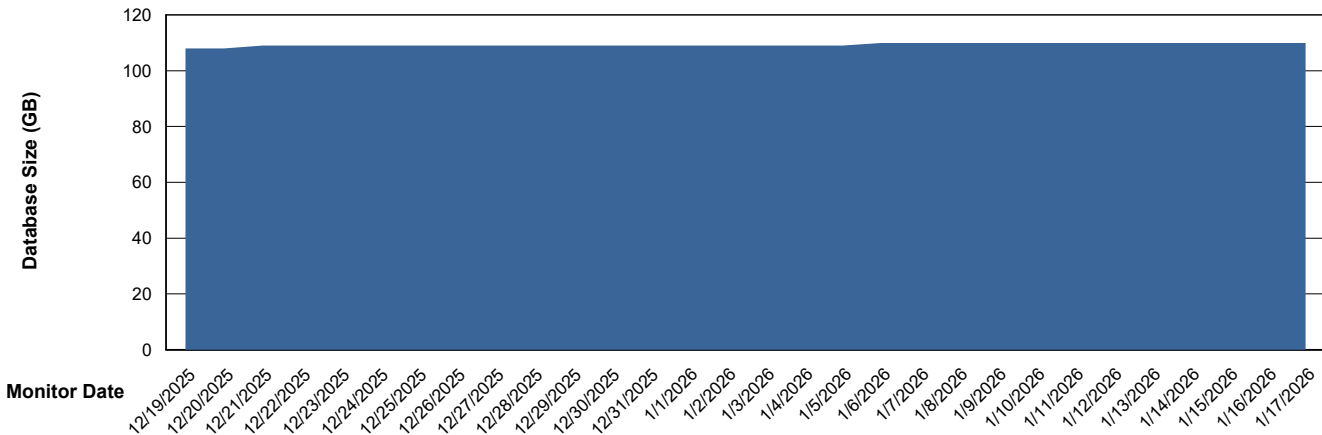
Weekly SLA Customer Report

Customer RAS_Production
 Database ID 189



DATABASE SIZE RAS_PRD_NEDLIN-ST-APP01_ABS1

Database growth over last month



Database Tablespace RAS_PRD_NEDLIN-ST-APP01_ABS1

Date	Tablespace Name	Filesize (Gb)	Usedsize (Gb)	Percentage free
1/17/2026	ABSDATA	45	25	44
	INDX	121	69	43
1/16/2026	ABSDATA	45	25	44
	INDX	121	69	43
1/15/2026	ABSDATA	45	25	44
	INDX	121	69	43
1/14/2026	ABSDATA	45	25	44
	INDX	121	69	43
1/13/2026	ABSDATA	45	25	44
	INDX	121	69	43
1/12/2026	ABSDATA	45	25	44
	INDX	121	69	43
1/11/2026	ABSDATA	45	25	44
	INDX	121	69	43

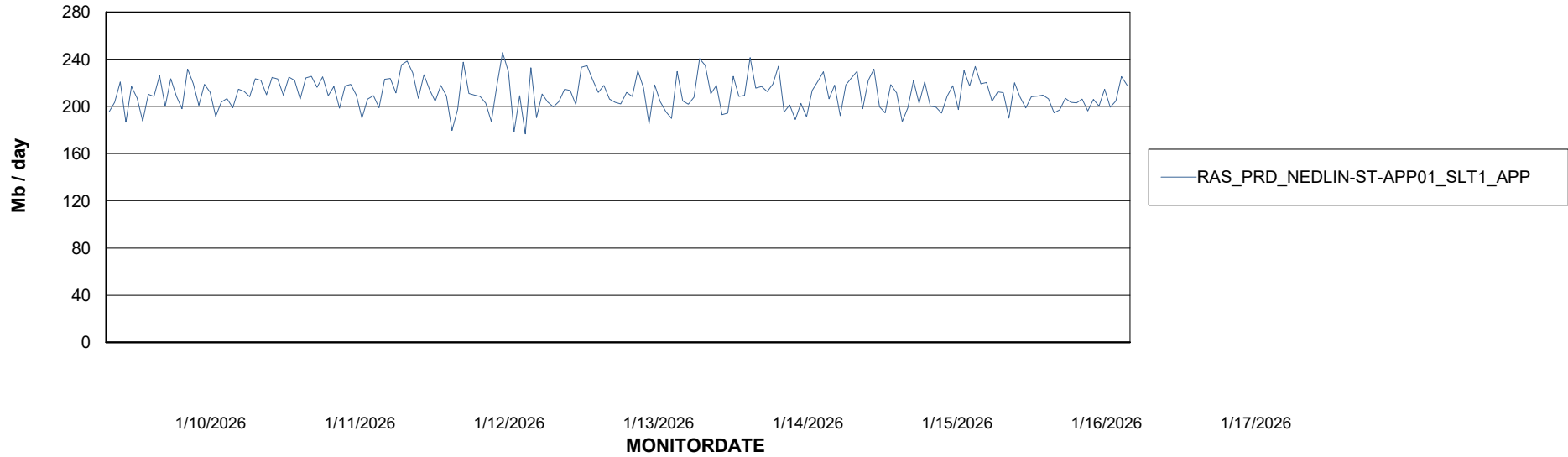
Weekly SLA Customer Report

Customer RAS_Production
Database ID 189

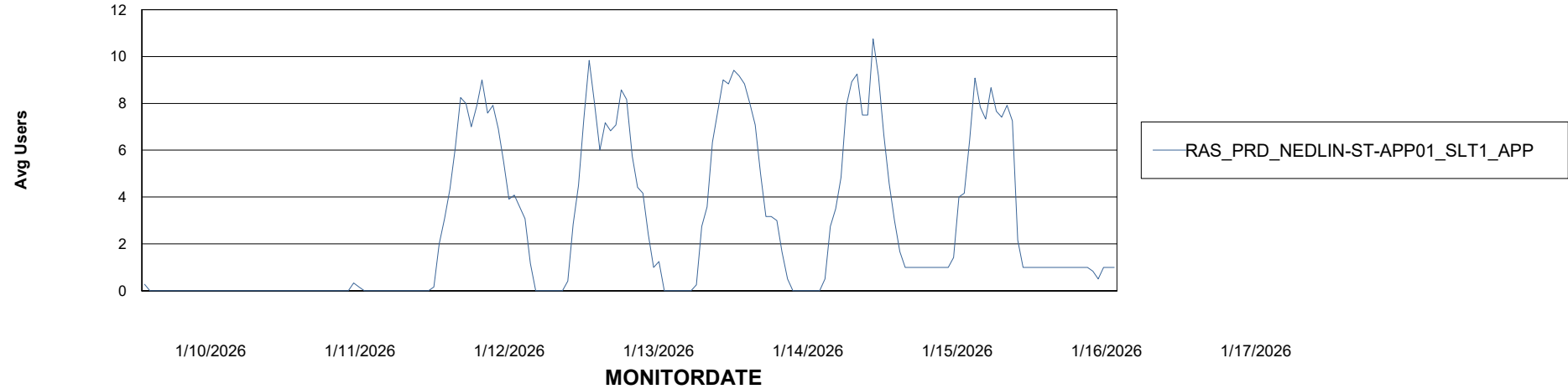


ABSSolute Application Server Services

Avg memory used per ABS Server Service



Avg users per day per ABS server



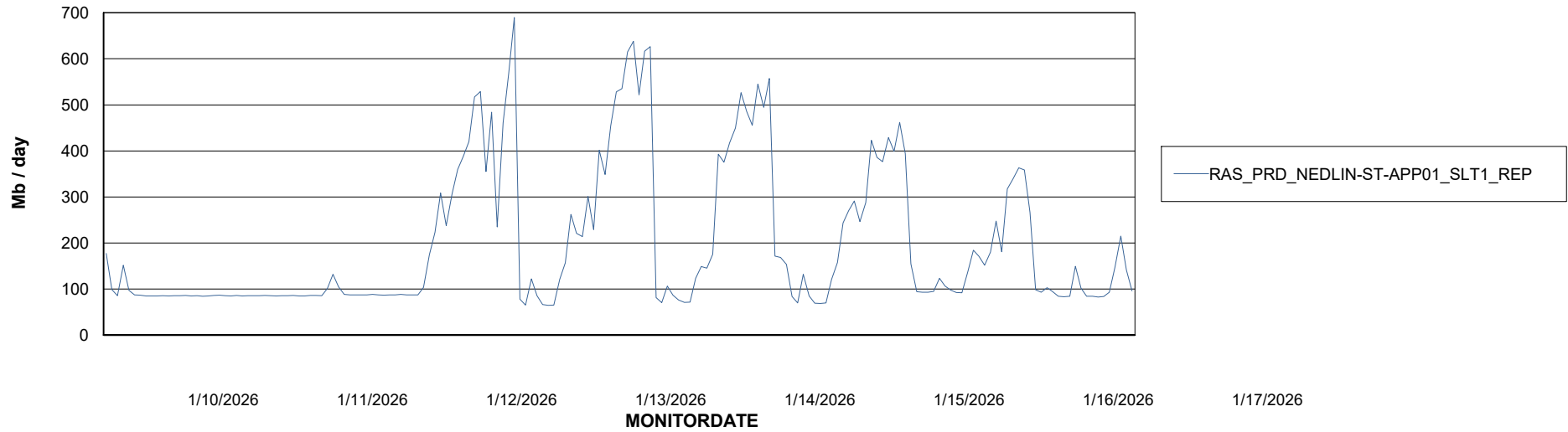
Weekly SLA Customer Report

Customer RAS_Production
Database ID 189



ABSSolute Application ReportServer Services

Avg memory used per ReportServer Service



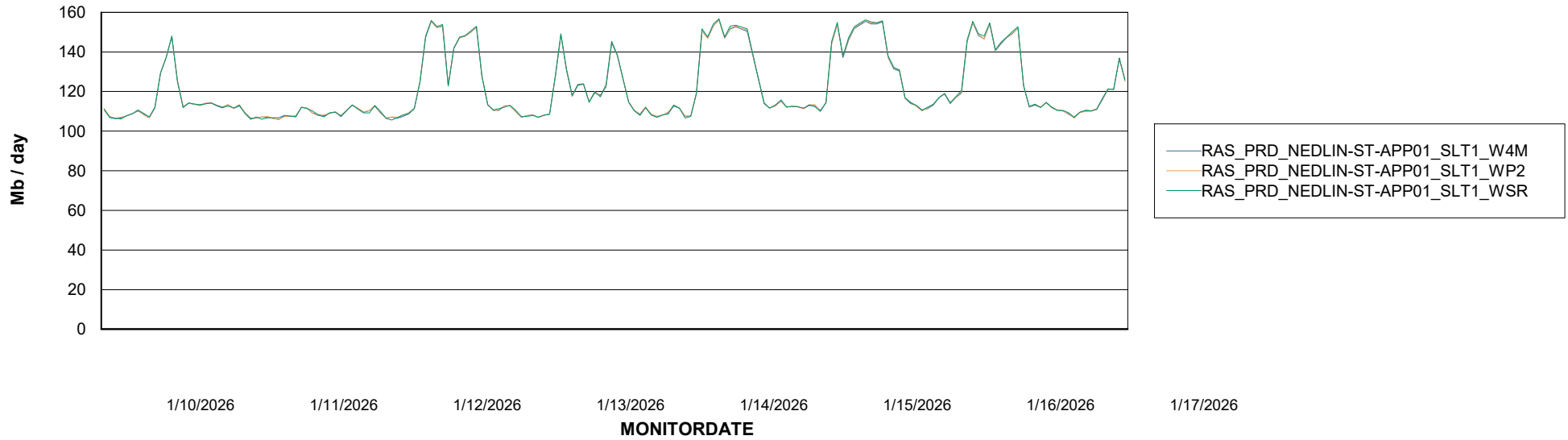
Weekly SLA Customer Report

Customer RAS_Production
Database ID 189



ABSSolute Web Component Services

Avg memory used per ABS Web component



Weekly SLA Customer Report

Customer RAS_Production
Database ID 189



Disaster per ABS component

