

# Weekly SLA Customer Report

Customer NIX\_Production  
Database ID 51



## Harddisk Usage NIX\_PRD\_ABSAPP01

	Free disk space on C: (%)	Total disk space on C: (Gb)	Used disk space on C: (Gb)	Free disk space on E: (%)	Total disk space on E: (Gb)	Used disk space on E: (Gb)
1/17/2026	31	207	142	100	98	0
1/16/2026	31	207	142	100	98	0
1/15/2026	32	207	141	100	98	0
1/14/2026	32	207	141	100	98	0
1/13/2026	32	207	140	100	98	0
1/12/2026	32	207	140	100	98	0
1/11/2026	32	207	140	100	98	0

## Harddisk Usage NIX\_PRD\_ABSAPP04

	Free disk space on C: (%)	Total disk space on C: (Gb)	Used disk space on C: (Gb)
1/17/2026	18	127	103
1/16/2026	19	127	103
1/15/2026	18	127	104
1/14/2026	17	127	105
1/13/2026	17	127	105
1/12/2026	17	127	104
1/11/2026	17	127	104

# Weekly SLA Customer Report

Customer NIX\_Production  
 Database ID 51



Harddisk Usage NIX\_PRD\_ABSBI

	Free disk space on C: (%)	Total disk space on C: (Gb)	Used disk space on C: (Gb)	Free disk space on E: (%)	Total disk space on E: (Gb)	Used disk space on E: (Gb)
1/17/2026	52	179	87	48	700	362
1/16/2026	52	179	87	49	700	360
1/15/2026	52	179	87	49	700	360
1/14/2026	52	179	87	49	700	360
1/13/2026	51	179	87	49	700	360
1/12/2026	51	179	87	49	700	360
1/11/2026	51	179	87	49	700	360

Harddisk Usage NIX\_PRD\_ABSDB01

	Free disk space on C: (%)	Total disk space on C: (Gb)	Used disk space on C: (Gb)	Free disk space on D: (%)	Total disk space on D: (Gb)	Used disk space on D: (Gb)	Free disk space on E: (%)	Total disk space on E: (Gb)	Used disk space on E: (Gb)	Free disk space on F: (%)
1/17/2026	40	554	335	15	586	499	35	605	394	61
1/16/2026	40	554	335	15	586	499	35	605	392	61
1/15/2026	40	554	335	15	586	499	35	605	392	61
1/14/2026	40	554	334	15	586	499	35	605	391	61
1/13/2026	40	554	334	15	586	499	35	605	391	61
1/12/2026	40	554	334	15	586	499	35	605	391	61
1/11/2026	40	554	334	15	586	499	35	605	393	61

# Weekly SLA Customer Report

Customer NIX\_Production  
 Database ID 51



Harddisk Usage NIX\_PRD\_ABSDB02

	Free disk space on C: (%)	Total disk space on C: (Gb)	Used disk space on C: (Gb)	Free disk space on D: (%)	Total disk space on D: (Gb)	Used disk space on D: (Gb)	Free disk space on E: (%)	Total disk space on E: (Gb)	Used disk space on E: (Gb)	Total disk space on H: (Gb)
1/17/2026	85	574	87	20	588	469	42	684	394	6
1/16/2026	85	574	87	20	588	469	43	684	392	6
1/15/2026	83	574	97	20	588	469	42	684	394	6
1/14/2026	85	574	86	20	588	469	43	684	391	6
1/13/2026	85	574	87	20	588	469	43	684	390	6
1/12/2026	85	574	86	20	588	469	43	684	390	6
1/11/2026	85	574	86	20	588	469	43	684	393	6

Harddisk Usage NIX\_PRD\_ABSWEB02

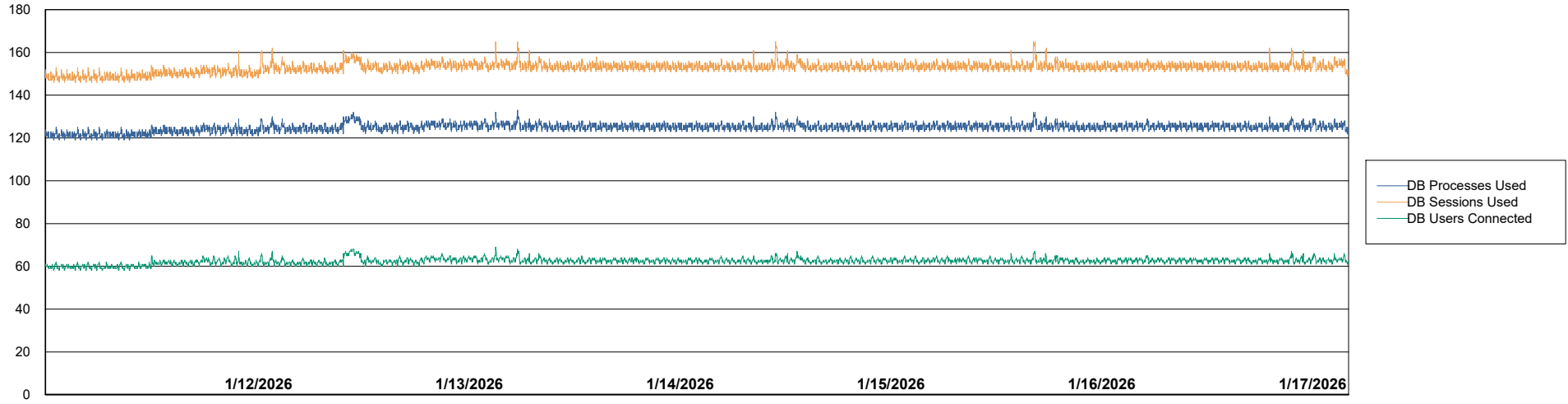
	Free disk space on C: (%)	Total disk space on C: (Gb)	Used disk space on C: (Gb)
1/17/2026	77	300	69
1/16/2026	77	300	68
1/15/2026	78	300	67
1/14/2026	78	300	67
1/13/2026	78	300	67
1/12/2026	78	300	67
1/11/2026	78	300	67

# Weekly SLA Customer Report

Customer NIX\_Production  
Database ID 51



## Database Performance NIX\_PRD\_ABSBI\_ABS1

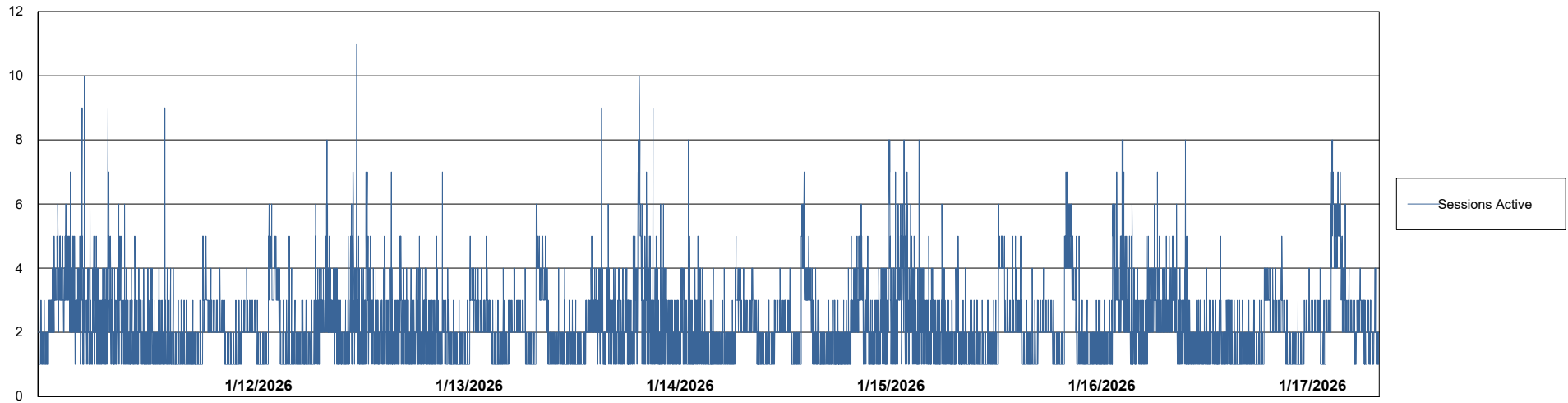
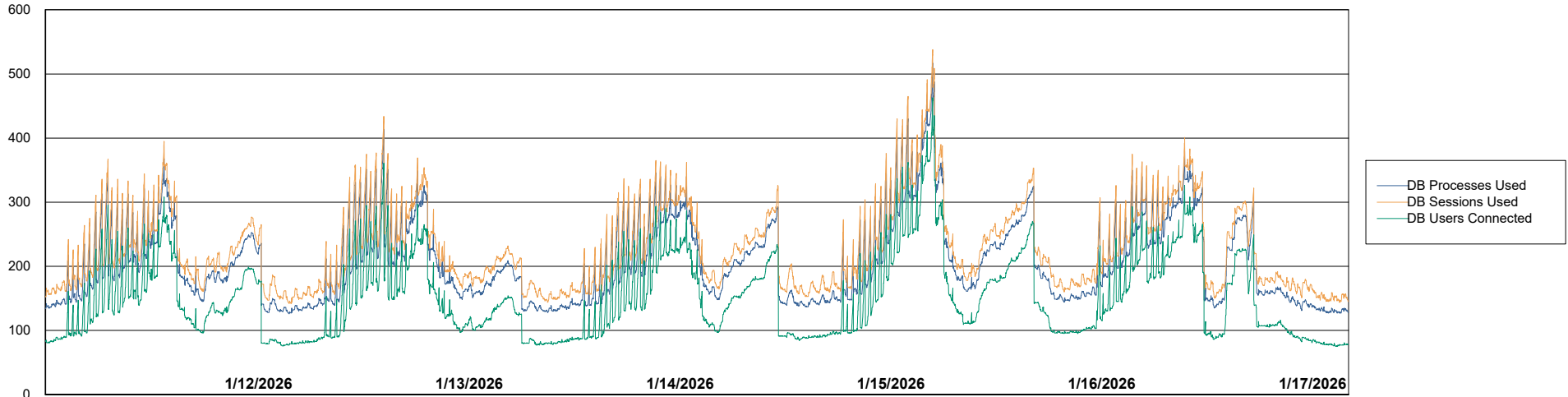


# Weekly SLA Customer Report

Customer NIX\_Production  
Database ID 51



## Database Performance NIX\_PRD\_ABSD01\_ABS1



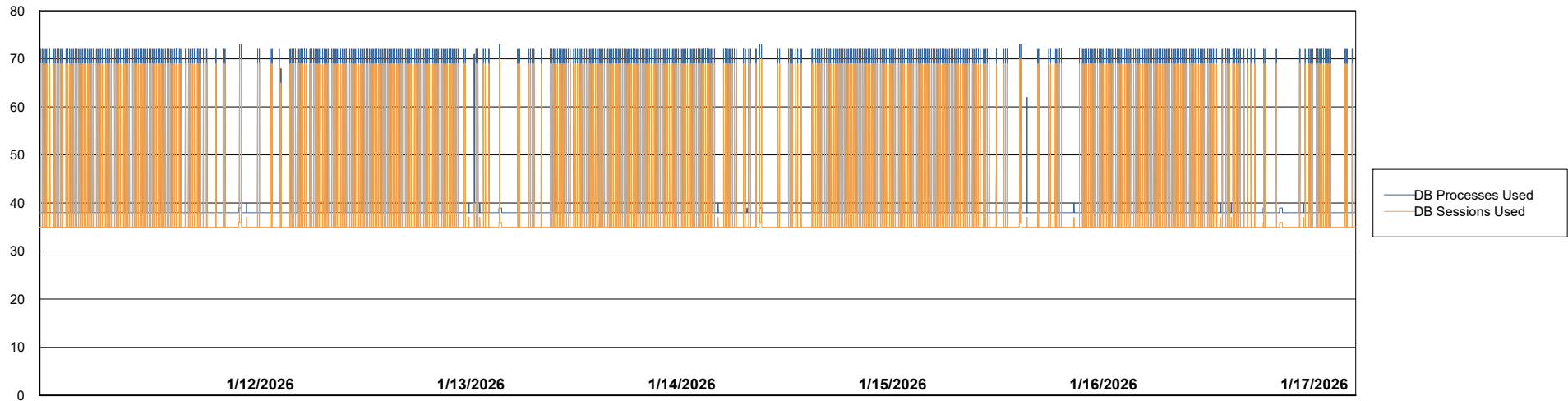
# Weekly SLA Customer Report

Customer NIX\_Production  
Database ID 51



Database Performance NIX\_PRD\_ABSD02\_HSBABS1

DB Processes Max 300



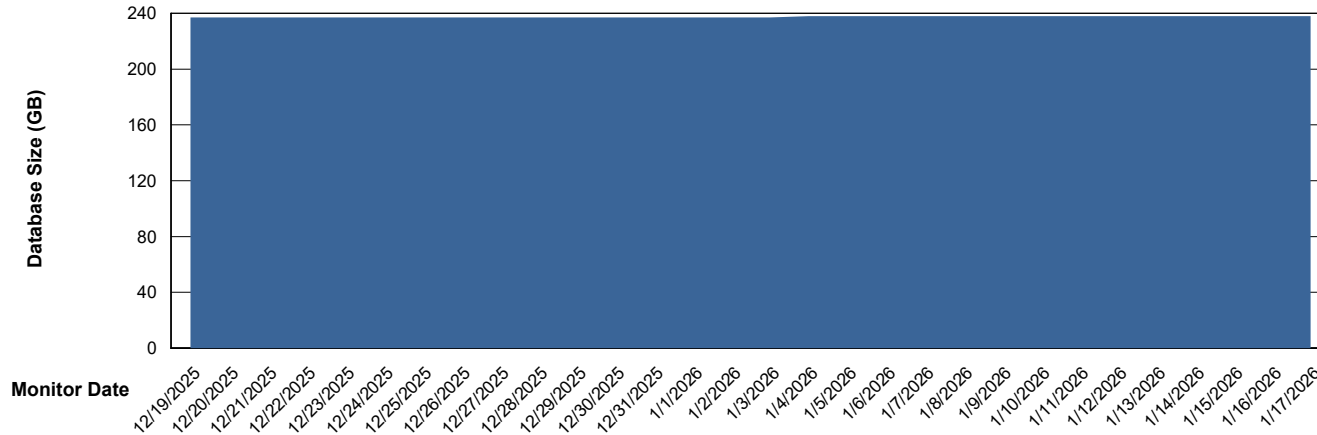
# Weekly SLA Customer Report

Customer NIX\_Production  
Database ID 51



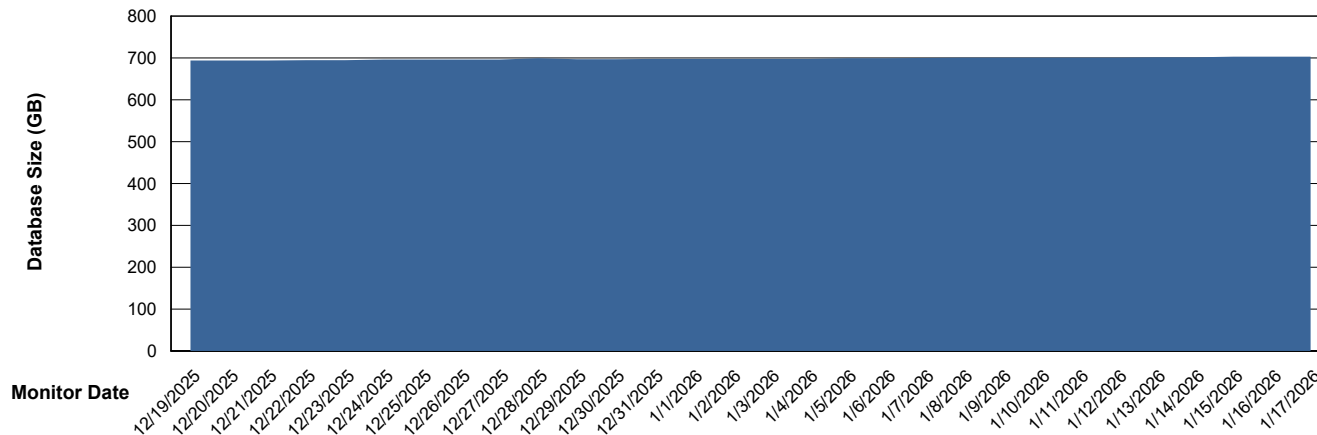
DATABASE SIZE NIX\_PRD\_ABSBI\_ABS1

### Database growth over last month



DATABASE SIZE NIX\_PRD\_ABSDB01\_ABS1

### Database growth over last month



# Weekly SLA Customer Report

Customer NIX\_Production  
Database ID 51



## Database Tablespace NIX\_PRD\_ABSBI\_ABS1

Date	Tablespace Name	Filesize (Gb)	Usedsize (Gb)	Percentage free
1/17/2026	ABSDATA	119	103	14
	INDX	160	134	16
1/16/2026	ABSDATA	119	103	14
	INDX	160	134	16
1/15/2026	ABSDATA	119	103	14
	INDX	160	134	16
1/14/2026	ABSDATA	119	103	14
	INDX	160	134	16
1/13/2026	ABSDATA	119	103	14
	INDX	160	134	16
1/12/2026	ABSDATA	119	103	14
	INDX	160	134	16
1/11/2026	ABSDATA	119	103	14
	INDX	160	134	16

# Weekly SLA Customer Report

Customer NIX\_Production  
 Database ID 51



Database Tablespace NIX\_PRD\_ABSD01\_ABS1

Date	Tablespace Name	Filesize (Gb)	Usedsize (Gb)	Percentage free
1/17/2026	ABSDATA	416	369	11
	INDX	366	306	16
1/16/2026	ABSDATA	416	369	11
	INDX	366	306	16
1/15/2026	ABSDATA	416	369	11
	INDX	366	306	16
1/14/2026	ABSDATA	416	368	12
	INDX	366	306	16
1/13/2026	ABSDATA	416	368	12
	INDX	366	306	16
1/12/2026	ABSDATA	416	367	12
	INDX	366	306	16
1/11/2026	ABSDATA	416	367	12
	INDX	366	306	16

BI Status and last ETL error for NIX\_PRD\_ABSBI\_ABS1

	Mon 12/1/2026	Tue 13/1/2026	Wed 14/1/2026	Thu 15/1/2026	Fri 16/1/2026	Sat 17/1/2026
<b>ABS DataWarehouse ETL Health</b>	OK	OK	OK	OK	OK	OK
<b>ABS DWHStaging ETL Health</b>	OK	OK	OK	OK	OK	OK

# Weekly SLA Customer Report

Customer NIX\_Production  
Database ID 51



BI last ETL error for	NIX_PRD_ABSBI_ABS1
-----------------------	--------------------

Wed, 14-01-2026	None
Tue, 13-01-2026	None
Thu, 15-01-2026	None
Sun, 11-01-2026	None
Tue, 13-01-2026	None
Wed, 14-01-2026	None
Sat, 17-01-2026	None
Mon, 12-01-2026	None
Thu, 15-01-2026	None
Fri, 16-01-2026	None
Sun, 11-01-2026	None
Mon, 12-01-2026	None
Sat, 17-01-2026	None
Fri, 16-01-2026	None

# Weekly SLA Customer Report

Customer NIX\_Production  
Database ID 51



Standby Database Health NIX\_Production

## Recovery lag for last 7 days



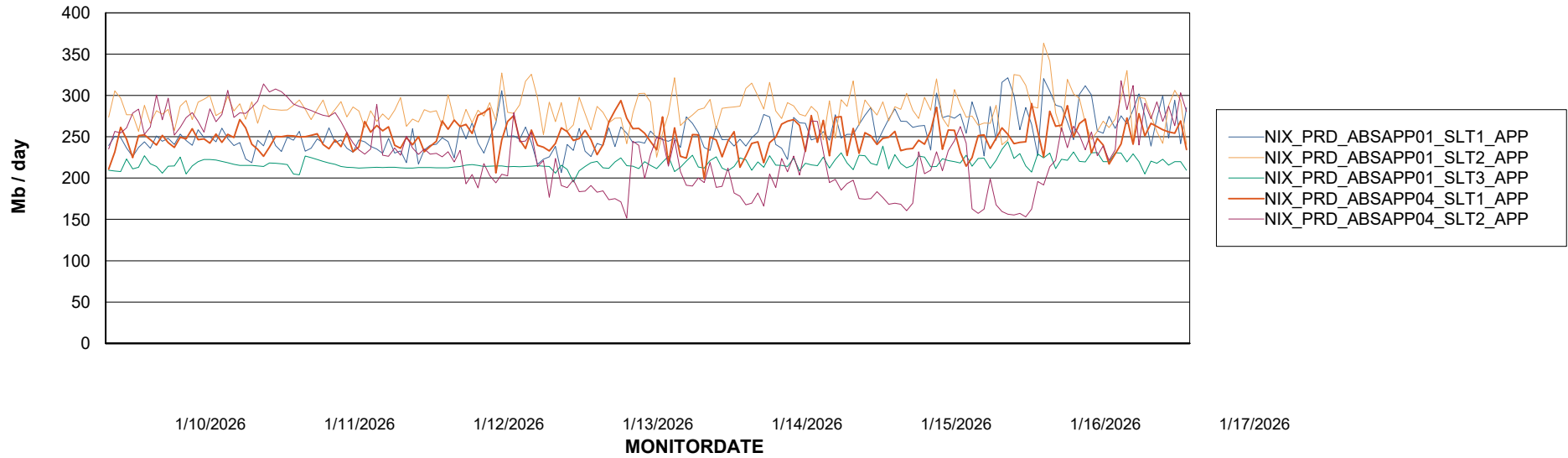
# Weekly SLA Customer Report

Customer NIX\_Production  
Database ID 51

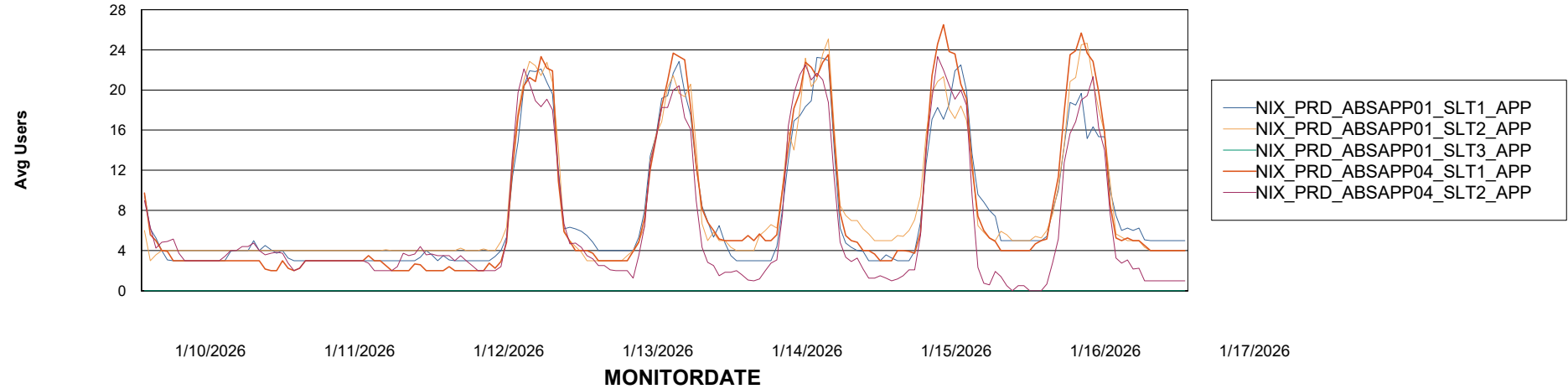


## ABSSolute Application Server Services

### Avg memory used per ABS Server Service



### Avg users per day per ABS server



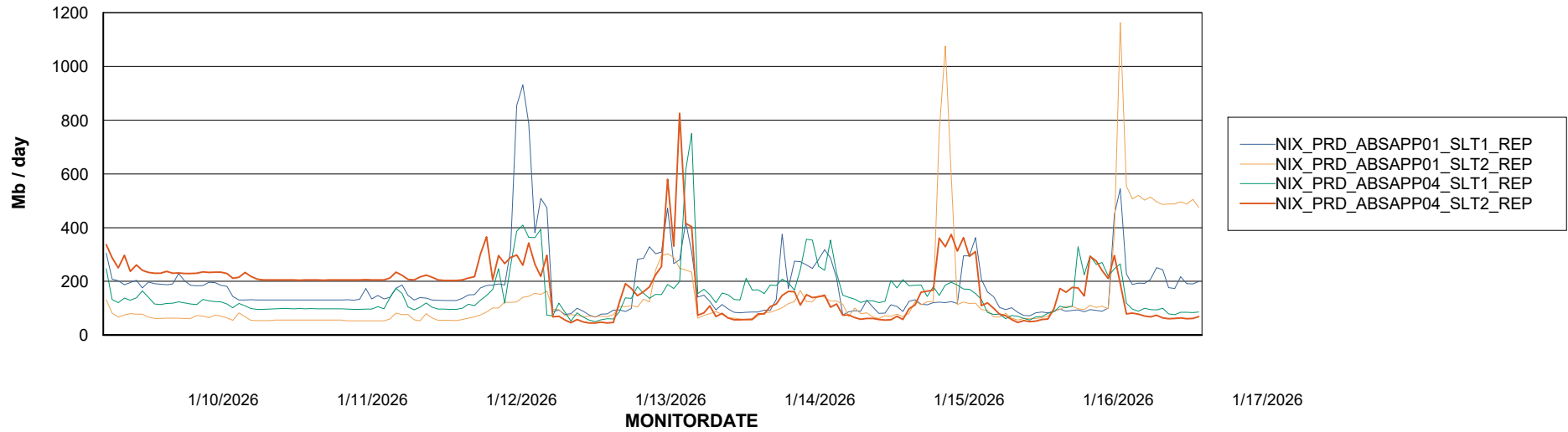
# Weekly SLA Customer Report

Customer NIX\_Production  
Database ID 51



## ABSSolute Application ReportServer Services

### Avg memory used per ReportServer Service



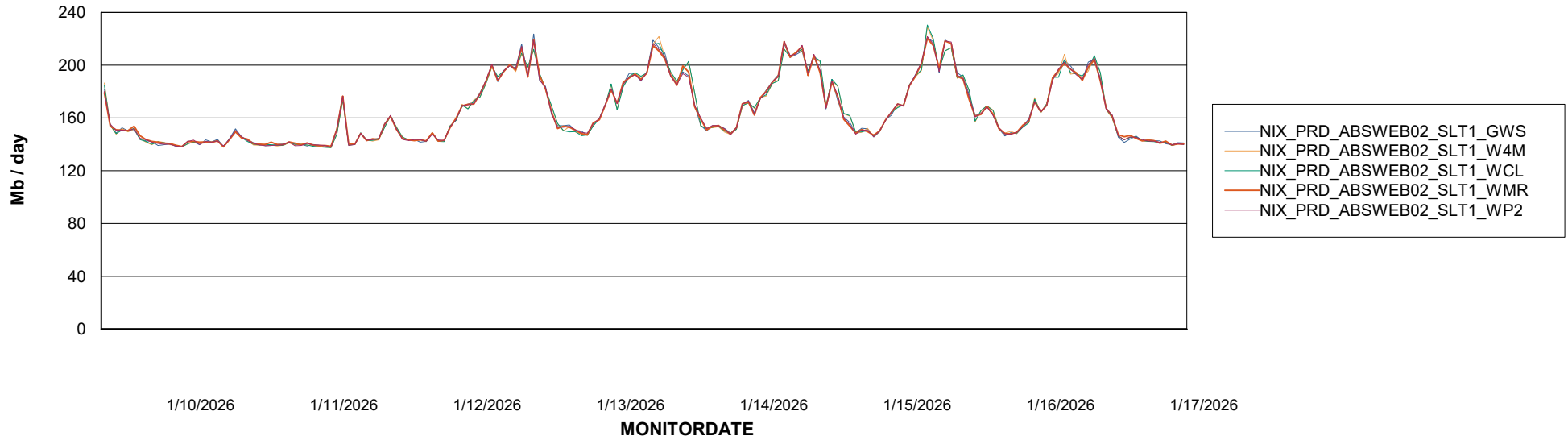
# Weekly SLA Customer Report

Customer NIX\_Production  
Database ID 51



## ABSolute Web Component Services

### Avg memory used per ABS Web component



# Weekly SLA Customer Report

Customer NIX\_Production  
Database ID 51



## Disaster per ABS component

