

# Weekly SLA Customer Report

Customer LLG\_Production  
 Database ID 148



Harddisk Usage LLG\_ABSAPPS01

	Free disk space on C: (%)	Total disk space on C: (Gb)	Used disk space on C: (Gb)	Free disk space on D: (%)	Total disk space on D: (Gb)	Used disk space on D: (Gb)
1/17/2026	76	500	119	98	393	7
1/16/2026	76	500	119	98	393	7
1/15/2026	76	500	119	98	393	7
1/14/2026	76	500	119	98	393	7
1/13/2026	76	500	119	98	393	7
1/12/2026	76	500	119	98	393	7
1/11/2026	76	500	119	98	393	7

Harddisk Usage LLG\_ABSApps02

	Free disk space on C: (%)	Total disk space on C: (Gb)	Used disk space on C: (Gb)	Free disk space on D: (%)	Total disk space on D: (Gb)	Used disk space on D: (Gb)
1/17/2026	89	500	54	96	393	16
1/16/2026	89	500	54	96	393	16
1/15/2026	89	500	54	96	393	16
1/14/2026	89	500	53	96	393	16
1/13/2026	90	500	52	96	393	16
1/12/2026	90	500	52	96	393	16
1/11/2026	90	500	52	96	393	16

# Weekly SLA Customer Report

Customer LLG\_Production  
Database ID 148



## Harddisk Usage LLG\_ABSBI01

	Free disk space on C: (%)	Total disk space on C: (Gb)	Used disk space on C: (Gb)	Free disk space on D: (%)	Total disk space on D: (Gb)	Used disk space on D: (Gb)
1/17/2026	82	446	81	89	2,681	289
1/16/2026	82	446	81	89	2,681	288
1/15/2026	82	446	81	89	2,681	288
1/14/2026	82	446	81	89	2,681	288
1/13/2026	82	446	81	89	2,681	288
1/12/2026	82	446	81	89	2,681	288
1/11/2026	82	446	80	89	2,681	288

## Harddisk Usage LLG\_ABSDB01

	Free disk space on C: (%)	Total disk space on C: (Gb)	Used disk space on C: (Gb)	Free disk space on D: (%)	Total disk space on D: (Gb)	Used disk space on D: (Gb)	Free disk space on E: (%)	Total disk space on E: (Gb)	Used disk space on E: (Gb)
1/17/2026	87	446	57	68	1,605	519	65	1,077	373
1/16/2026	87	446	57	68	1,605	519	66	1,077	371
1/15/2026	87	446	57	68	1,605	519	66	1,077	371
1/14/2026	87	446	57	68	1,605	519	66	1,077	371
1/13/2026	87	446	57	68	1,605	519	66	1,077	371
1/12/2026	87	446	57	68	1,605	519	65	1,077	376
1/11/2026	87	446	57	68	1,605	519	64	1,077	387

# Weekly SLA Customer Report

Customer LLG\_Production  
Database ID 148



Harddisk Usage LLG\_ABSDB02

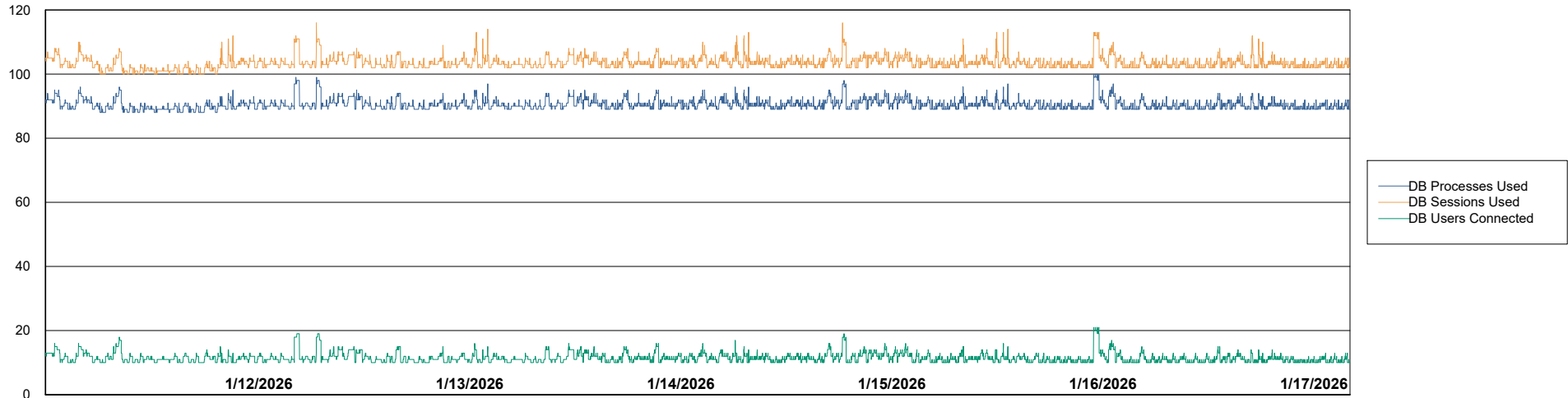
	Free disk space on C: (%)	Total disk space on C: (Gb)	Used disk space on C: (Gb)	Free disk space on D: (%)	Total disk space on D: (Gb)	Used disk space on D: (Gb)	Free disk space on E: (%)	Total disk space on E: (Gb)	Used disk space on E: (Gb)
1/17/2026	46	446	242	60	1,605	650	44	1,077	607
1/16/2026	46	446	242	60	1,605	650	44	1,077	606
1/15/2026	46	446	242	60	1,605	650	44	1,077	604
1/14/2026	46	446	241	60	1,605	650	44	1,077	602
1/13/2026	46	446	240	60	1,605	650	44	1,077	600
1/12/2026	47	446	234	60	1,605	650	43	1,077	617
1/11/2026	49	446	227	60	1,605	650	42	1,077	625

# Weekly SLA Customer Report

Customer LLG\_Production  
Database ID 148



Database Performance LLG\_ABSBI01\_BI\_PROD\_ABS1

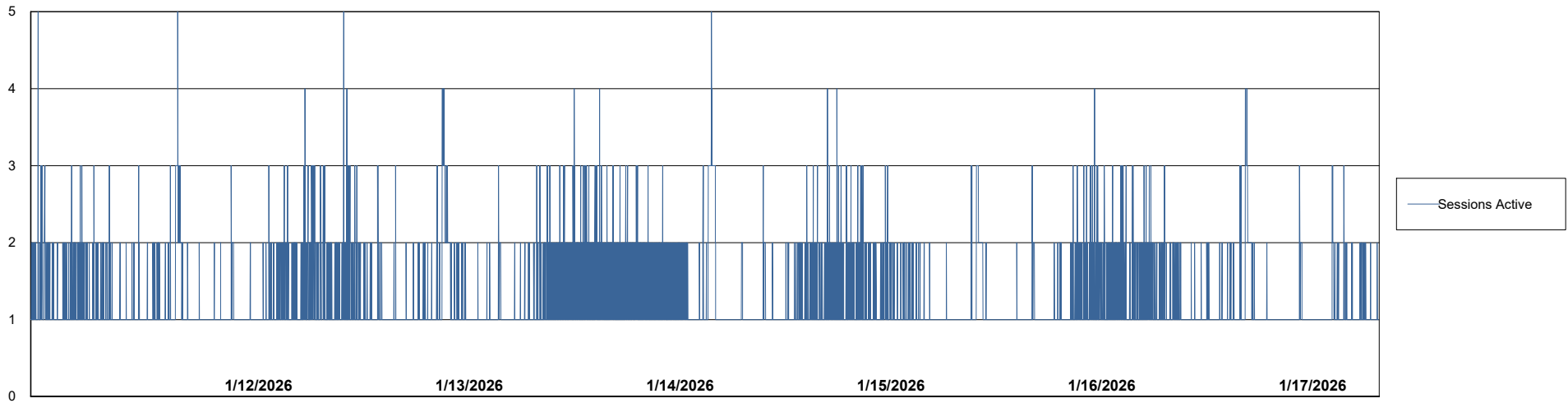
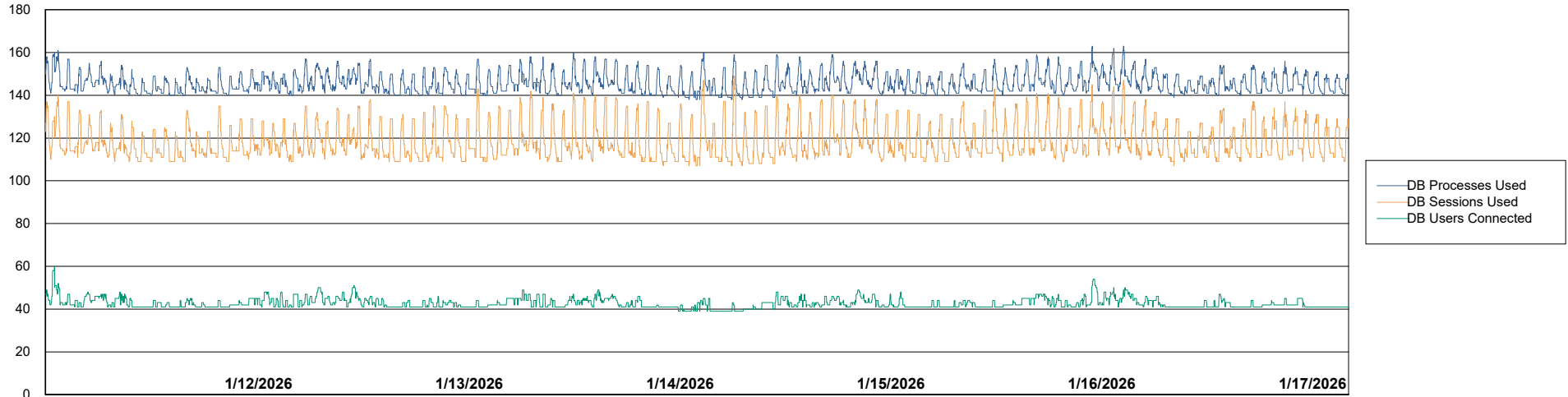


# Weekly SLA Customer Report

Customer LLG\_Production  
Database ID 148



## Database Performance LLG\_ABSDB01\_PROD\_ABS1



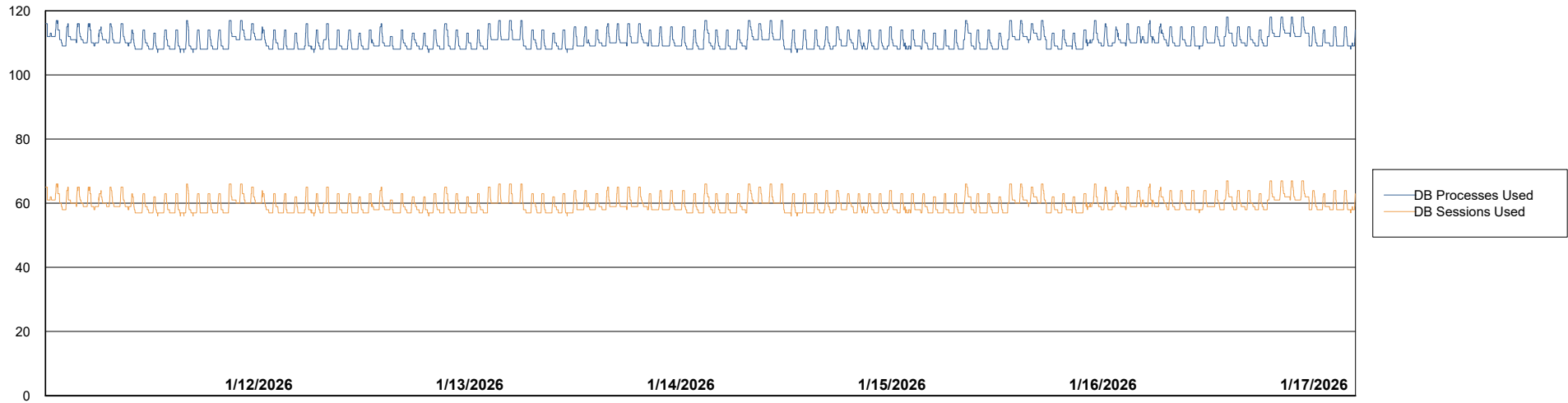
# Weekly SLA Customer Report

Customer LLG\_Production  
Database ID 148



## Database Performance LLG\_ABSDB02\_PROD\_HSBABS1

DB Processes Max 0  
DB Processes Max 300  
DB Processes Max 4



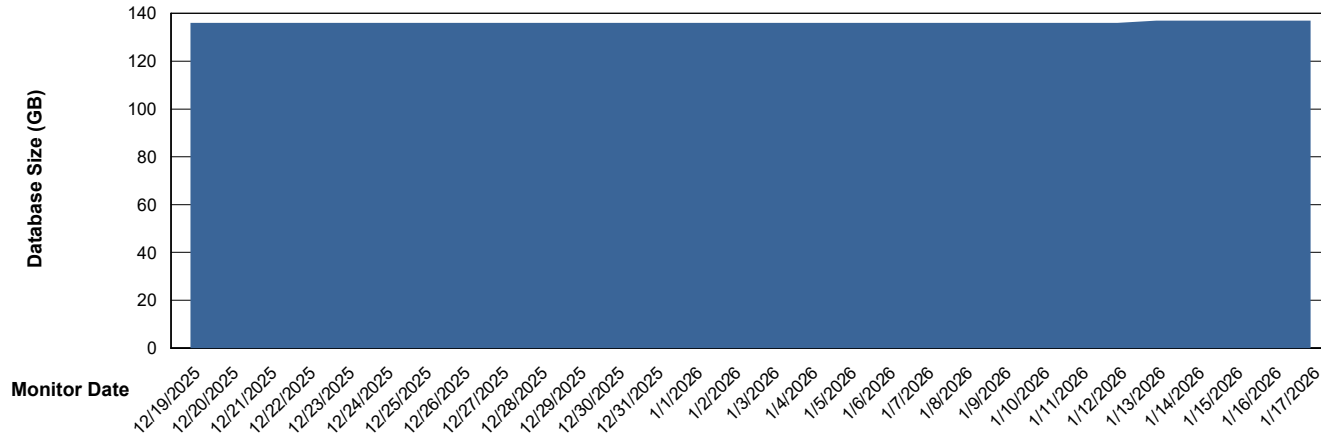
# Weekly SLA Customer Report

Customer LLG\_Production  
Database ID 148



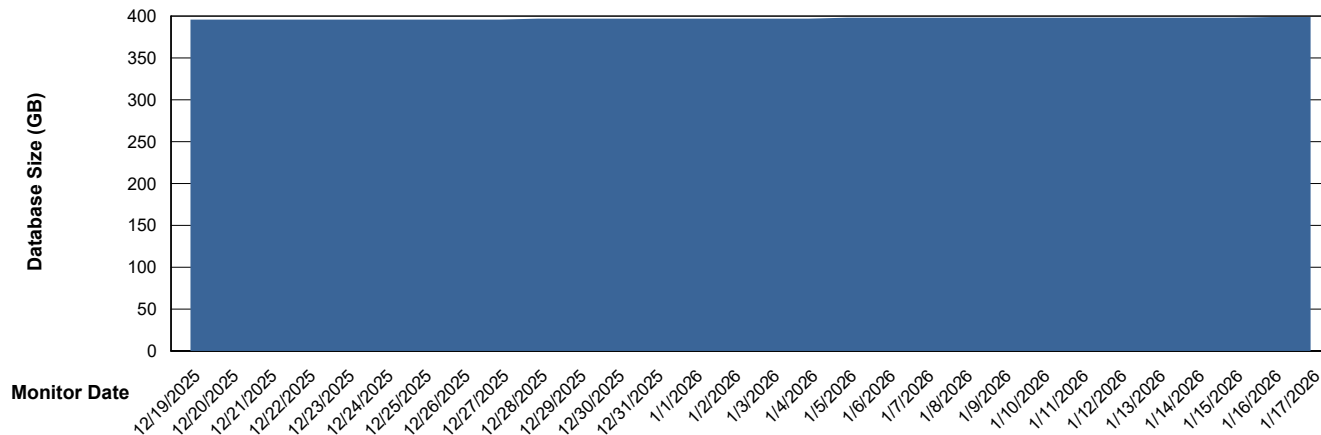
DATABASE SIZE LLG\_ABSBI01\_BI\_PROD\_ABS1

### Database growth over last month



DATABASE SIZE LLG\_ABSDB01\_PROD\_ABS1

### Database growth over last month



# Weekly SLA Customer Report

Customer      LLG\_Production  
Database ID    148



Database Tablespace      LLG\_ABSBI01\_BI\_PROD\_ABS1

Date	Tablespace Name	Filesize (Gb)	Usedsize (Gb)	Percentage free
1/17/2026	ABSDATA	73	56	24
	INDX	94	72	24
1/16/2026	ABSDATA	73	56	24
	INDX	94	72	24
1/15/2026	ABSDATA	73	56	24
	INDX	94	72	24
1/14/2026	ABSDATA	73	56	24
	INDX	94	72	24
1/13/2026	ABSDATA	73	56	24
	INDX	94	72	24
1/12/2026	ABSDATA	73	56	24
	INDX	94	72	24
1/11/2026	ABSDATA	73	56	24
	INDX	94	72	24

# Weekly SLA Customer Report

Customer LLG\_Production  
 Database ID 148



Database Tablespace LLG\_ABSD01\_PROD\_ABS1

Date	Tablespace Name	Filesize (Gb)	Usedsize (Gb)	Percentage free
1/17/2026	ABSDATA	202	163	19
	INDX	266	220	17
1/16/2026	ABSDATA	202	163	19
	INDX	266	220	17
1/15/2026	ABSDATA	202	163	19
	INDX	266	220	17
1/14/2026	ABSDATA	202	163	20
	INDX	266	220	17
1/13/2026	ABSDATA	202	163	20
	INDX	266	220	17
1/12/2026	ABSDATA	202	163	20
	INDX	266	220	17
1/11/2026	ABSDATA	202	163	20
	INDX	266	220	17

BI Status and last ETL error for LLG\_ABSBI01\_BI\_PROD\_ABS1

	Mon 12/1/2026	Tue 13/1/2026	Wed 14/1/2026	Thu 15/1/2026	Fri 16/1/2026	Sat 17/1/2026
<b>ABS DataWarehouse ETL Health</b>	OK	OK	OK	OK	OK	OK
<b>ABS DWHStaging ETL Health</b>	OK	OK	OK	OK	OK	OK

# Weekly SLA Customer Report

Customer      LLG\_Production  
Database ID    148



BI last ETL error for	LLG_ABSBI01_BI_PROD_ABS1
-----------------------	--------------------------

Thu, 15-01-2026	None
Sun, 11-01-2026	None
Thu, 15-01-2026	None
Fri, 16-01-2026	None
Sun, 11-01-2026	None
Tue, 13-01-2026	None
Tue, 13-01-2026	None
Wed, 14-01-2026	None
Fri, 16-01-2026	None
Mon, 12-01-2026	None
Sat, 17-01-2026	None
Mon, 12-01-2026	None
Sat, 17-01-2026	None
Wed, 14-01-2026	None

# Weekly SLA Customer Report

Customer LLG\_Production  
Database ID 148



Standby Database Health LLG\_Production

## Recovery lag for last 7 days



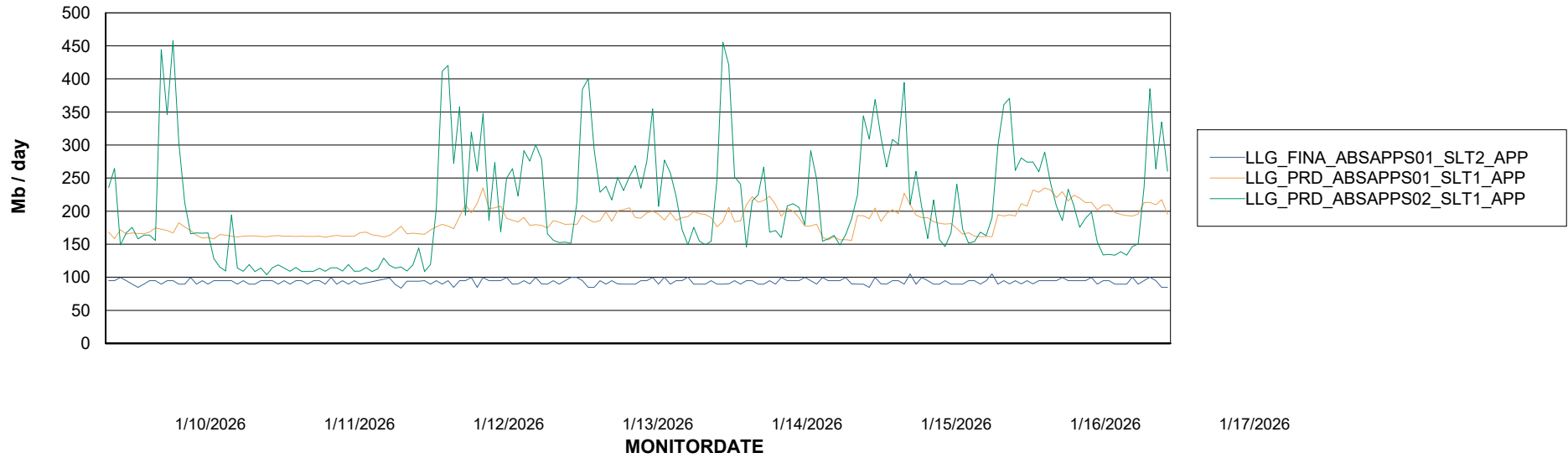
# Weekly SLA Customer Report

Customer LLG\_Production  
Database ID 148

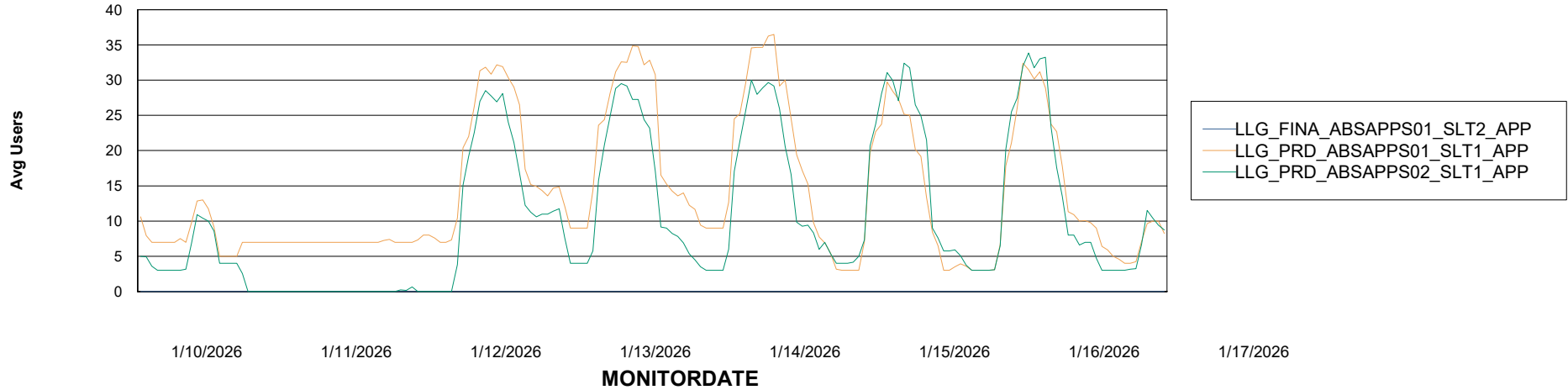


## ABSSolute Application Server Services

### Avg memory used per ABS Server Service



### Avg users per day per ABS server



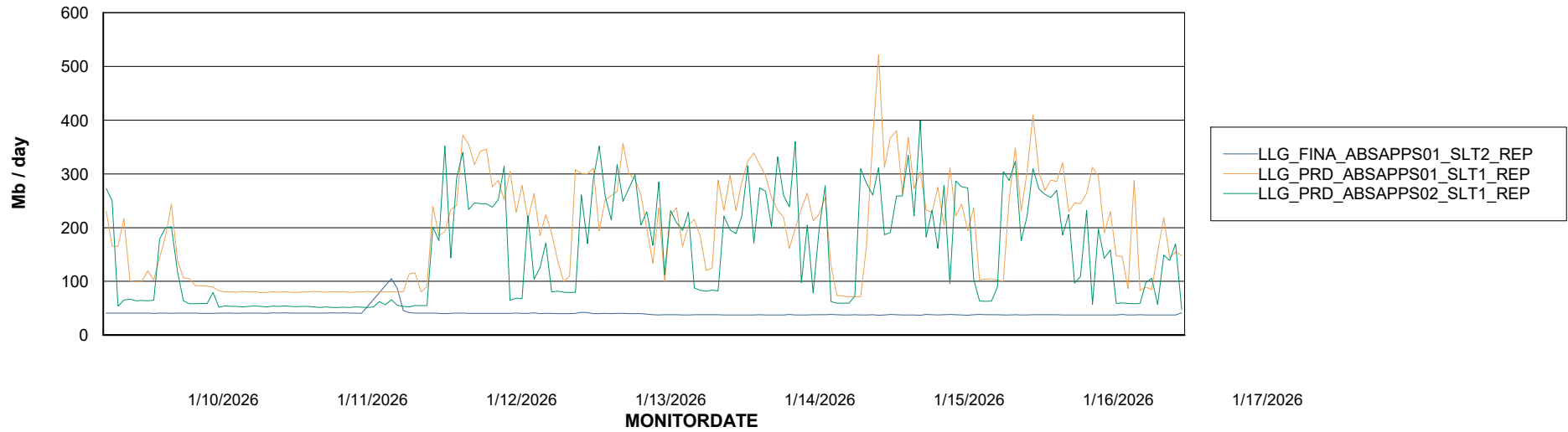
# Weekly SLA Customer Report

Customer LLG\_Production  
Database ID 148



## ABSSolute Application ReportServer Services

### Avg memory used per ReportServer Service



### Disaster per ABS component

