

Weekly SLA Customer Report

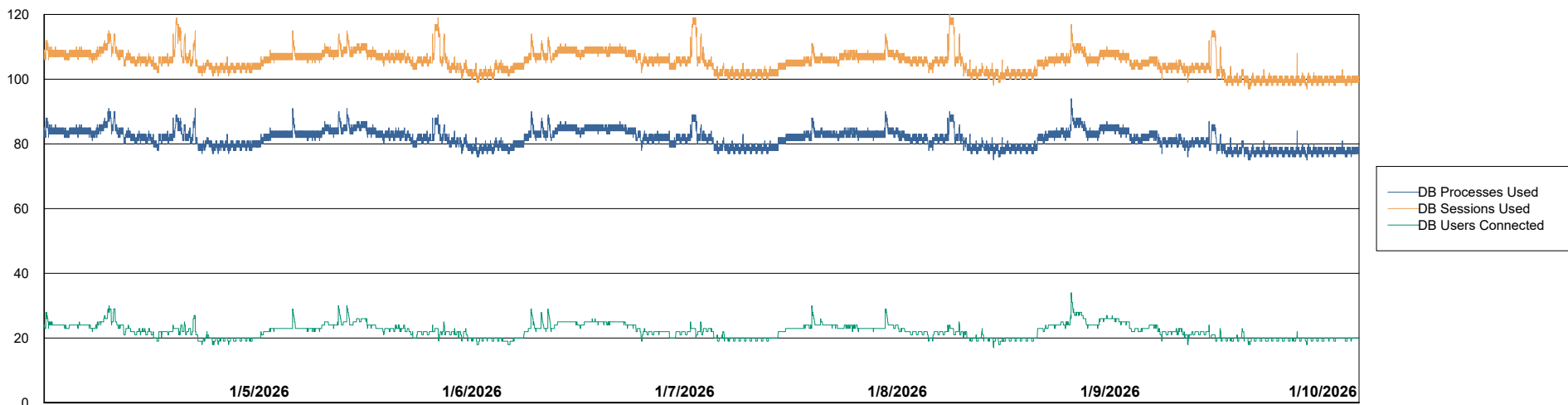
Customer RAS_Production
 Database ID 189



Harddisk Usage RAS_PRD_NEDLIN-ST-APP01

	Free disk space on C: (%)	Total disk space on C: (Gb)	Used disk space on C: (Gb)	Free disk space on D: (%)	Total disk space on D: (Gb)	Used disk space on D: (Gb)	Free disk space on E: (%)	Total disk space on E: (Gb)	Used disk space on E: (Gb)
1/10/2026	21	249	197	21	411	324	66	100	34
1/9/2026	21	249	196	21	411	324	67	100	33
1/8/2026	22	249	195	21	411	324	68	100	32
1/7/2026	22	249	194	21	411	324	69	100	31
1/6/2026	23	249	192	21	411	324	69	100	31
1/5/2026	24	249	191	21	411	324	69	100	31
1/4/2026	24	249	190	21	411	324	68	100	32

Database Performance RAS_PRD_NEDLIN-ST-APP01_ABS1



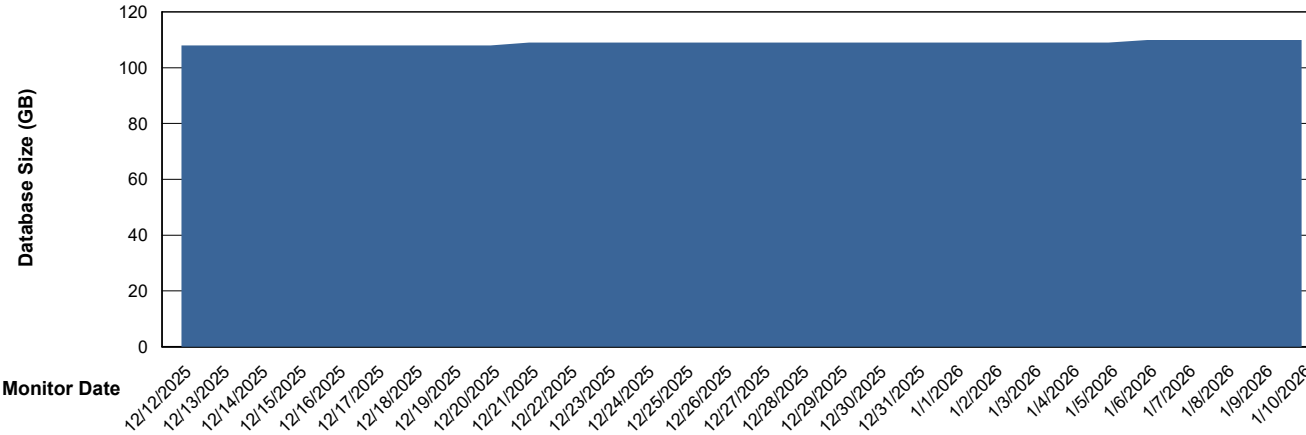
Weekly SLA Customer Report

Customer RAS_Production
 Database ID 189



DATABASE SIZE RAS_PRD_NEDLIN-ST-APP01_ABS1

Database growth over last month



Database Tablespace RAS_PRD_NEDLIN-ST-APP01_ABS1

Date	Tablespace Name	Filesize (Gb)	Usedsize (Gb)	Percentage free
1/10/2026	ABSDATA	45	25	44
	INDX	121	69	43
1/9/2026	ABSDATA	45	25	44
	INDX	121	69	43
1/8/2026	ABSDATA	45	25	44
	INDX	121	69	43
1/7/2026	ABSDATA	45	25	45
	INDX	121	68	43
1/6/2026	ABSDATA	45	25	45
	INDX	121	68	43
1/5/2026	ABSDATA	45	25	45
	INDX	121	68	43
1/4/2026	ABSDATA	45	25	45
	INDX	121	68	43

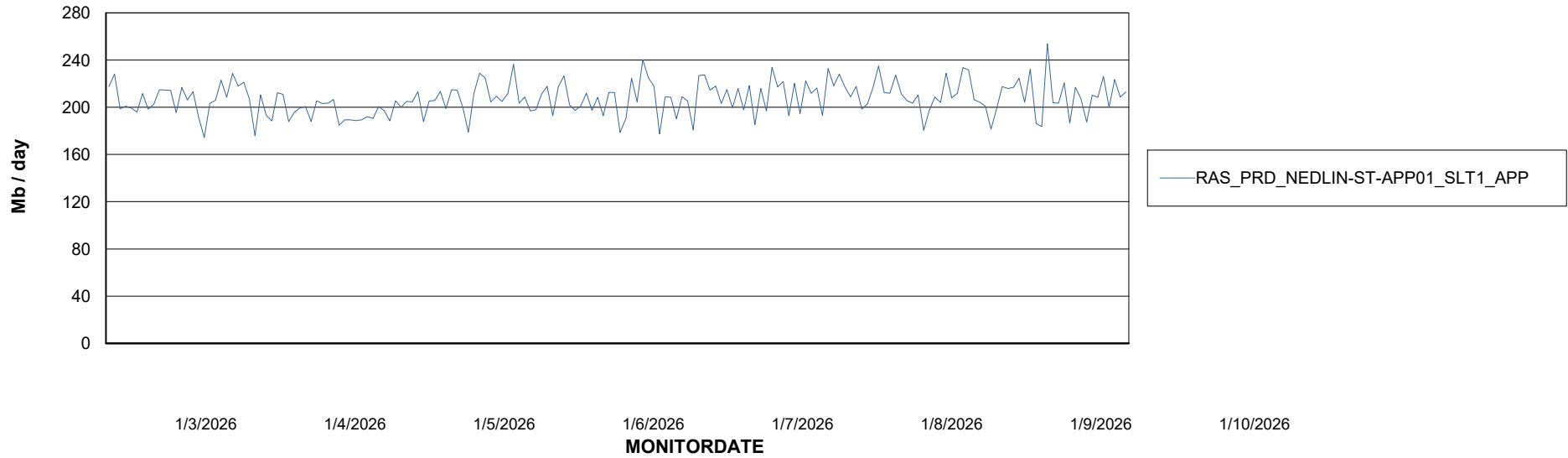
Weekly SLA Customer Report

Customer RAS_Production
Database ID 189

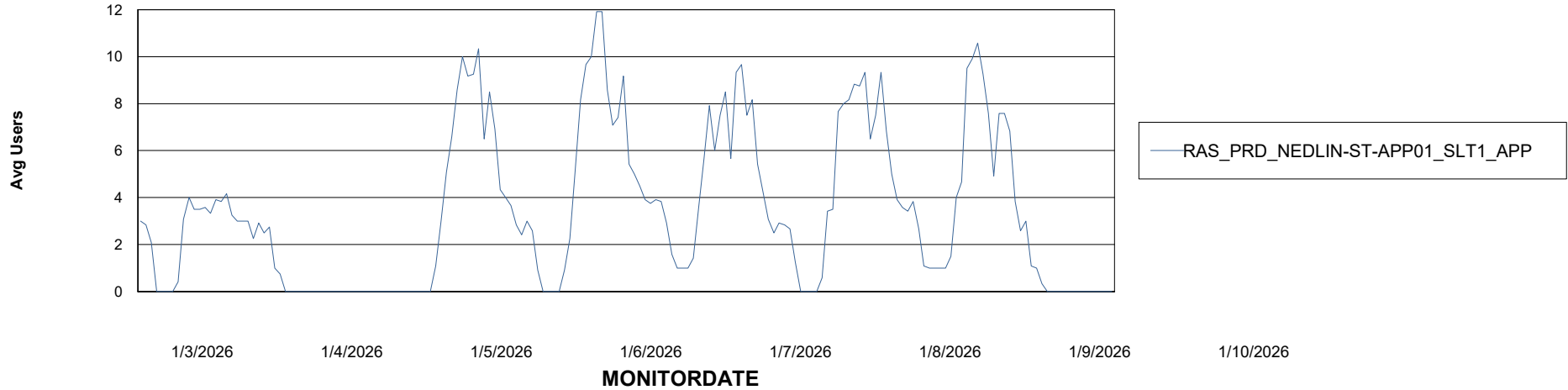


ABSSolute Application Server Services

Avg memory used per ABS Server Service



Avg users per day per ABS server



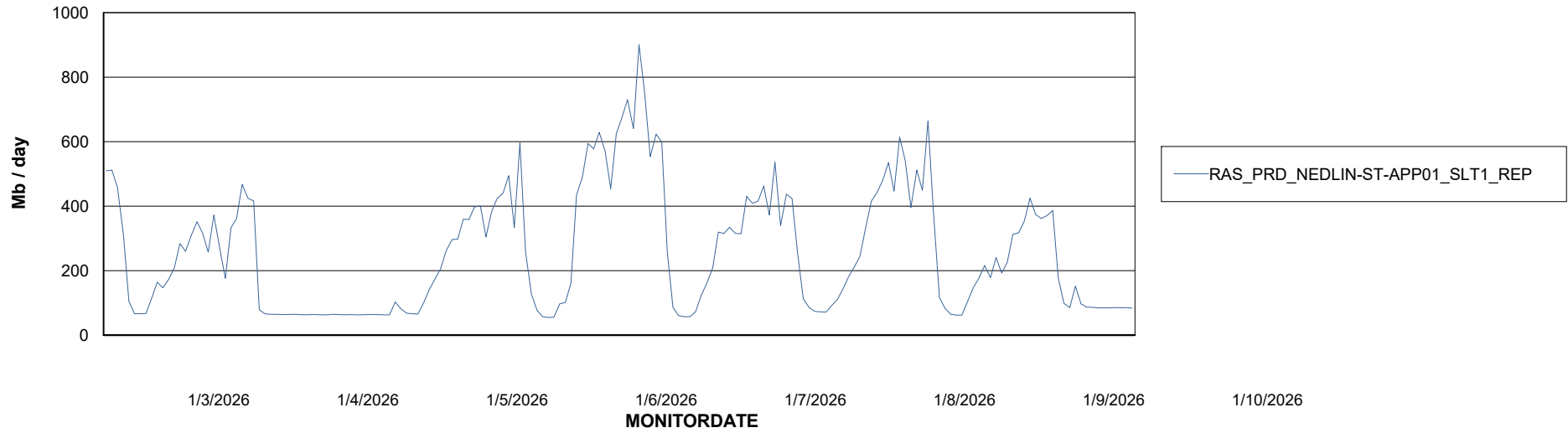
Weekly SLA Customer Report

Customer RAS_Production
Database ID 189



ABSSolute Application ReportServer Services

Avg memory used per ReportServer Service



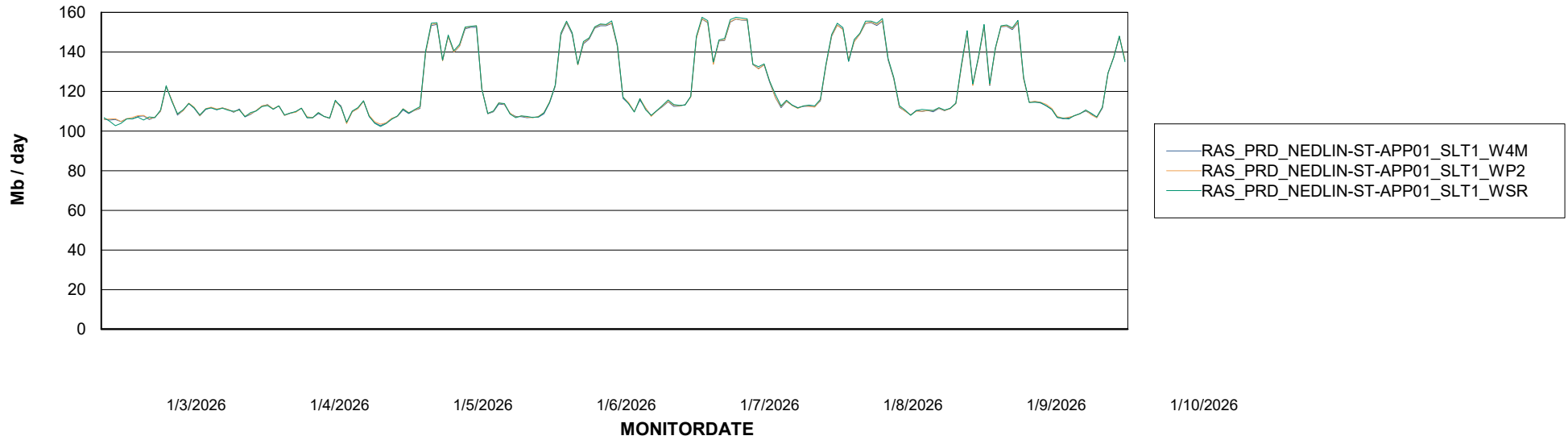
Weekly SLA Customer Report

Customer RAS_Production
Database ID 189



ABSSolute Web Component Services

Avg memory used per ABS Web component



Weekly SLA Customer Report

Customer RAS_Production
Database ID 189



Disaster per ABS component

