

# Weekly SLA Customer Report

Customer LLG\_Production  
 Database ID 148



Harddisk Usage LLG\_ABSAPPS01

	Free disk space on C: (%)	Total disk space on C: (Gb)	Used disk space on C: (Gb)	Free disk space on D: (%)	Total disk space on D: (Gb)	Used disk space on D: (Gb)
1/10/2026	76	500	119	98	393	7
1/9/2026	76	500	119	98	393	7
1/8/2026	76	500	119	98	393	7
1/7/2026	76	500	119	98	393	7
1/6/2026	76	500	122	98	393	7
1/5/2026	75	500	123	98	393	7
1/4/2026	76	500	121	98	393	7

Harddisk Usage LLG\_ABSApps02

	Free disk space on C: (%)	Total disk space on C: (Gb)	Used disk space on C: (Gb)	Free disk space on D: (%)	Total disk space on D: (Gb)	Used disk space on D: (Gb)
1/10/2026	90	500	52	96	393	16
1/9/2026	90	500	52	96	393	16
1/8/2026	90	500	52	96	393	16
1/7/2026	90	500	52	96	393	16
1/6/2026	90	500	52	96	393	16
1/5/2026	90	500	52	96	393	16
1/4/2026	90	500	52	96	393	16

# Weekly SLA Customer Report

Customer LLG\_Production  
Database ID 148



## Harddisk Usage LLG\_ABSBI01

	Free disk space on C: (%)	Total disk space on C: (Gb)	Used disk space on C: (Gb)	Free disk space on D: (%)	Total disk space on D: (Gb)	Used disk space on D: (Gb)
1/10/2026	82	446	80	89	2,681	289
1/9/2026	82	446	80	89	2,681	288
1/8/2026	82	446	81	89	2,681	288
1/7/2026	82	446	80	89	2,681	288
1/6/2026	82	446	80	89	2,681	288
1/5/2026	82	446	80	89	2,681	288
1/4/2026	81	446	83	89	2,681	287

## Harddisk Usage LLG\_ABSDB01

	Free disk space on C: (%)	Total disk space on C: (Gb)	Used disk space on C: (Gb)	Free disk space on D: (%)	Total disk space on D: (Gb)	Used disk space on D: (Gb)	Free disk space on E: (%)	Total disk space on E: (Gb)	Used disk space on E: (Gb)
1/10/2026	87	446	57	68	1,605	519	65	1,077	373
1/9/2026	87	446	57	68	1,605	519	66	1,077	371
1/8/2026	87	446	57	68	1,605	519	66	1,077	371
1/7/2026	87	446	57	68	1,605	519	66	1,077	371
1/6/2026	87	446	58	68	1,605	519	66	1,077	371
1/5/2026	86	446	61	68	1,605	519	65	1,077	376
1/4/2026	87	446	59	68	1,605	519	64	1,077	387

# Weekly SLA Customer Report

Customer LLG\_Production  
Database ID 148



Harddisk Usage LLG\_ABSDB02

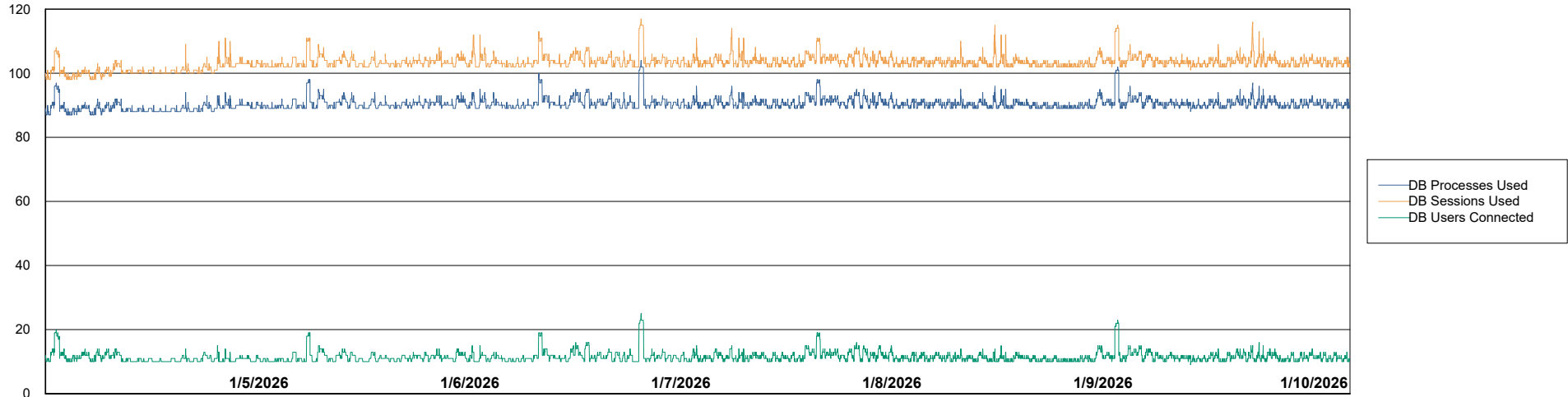
	Free disk space on C: (%)	Total disk space on C: (Gb)	Used disk space on C: (Gb)	Free disk space on D: (%)	Total disk space on D: (Gb)	Used disk space on D: (Gb)	Free disk space on E: (%)	Total disk space on E: (Gb)	Used disk space on E: (Gb)
1/10/2026	49	446	227	60	1,605	650	44	1,077	608
1/9/2026	49	446	227	60	1,605	650	44	1,077	608
1/8/2026	49	446	227	60	1,605	650	44	1,077	608
1/7/2026	49	446	227	60	1,605	650	44	1,077	608
1/6/2026	49	446	227	60	1,605	650	44	1,077	608
1/5/2026	49	446	227	60	1,605	650	43	1,077	617
1/4/2026	49	446	227	60	1,605	650	42	1,077	625

# Weekly SLA Customer Report

Customer LLG\_Production  
Database ID 148



Database Performance LLG\_ABSBI01\_BI\_PROD\_ABS1

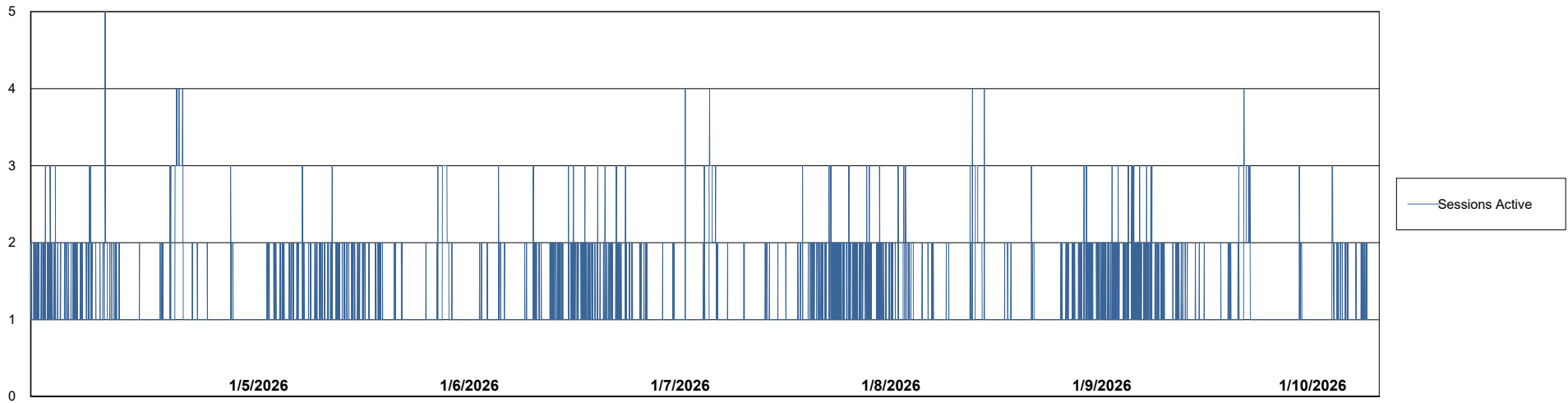
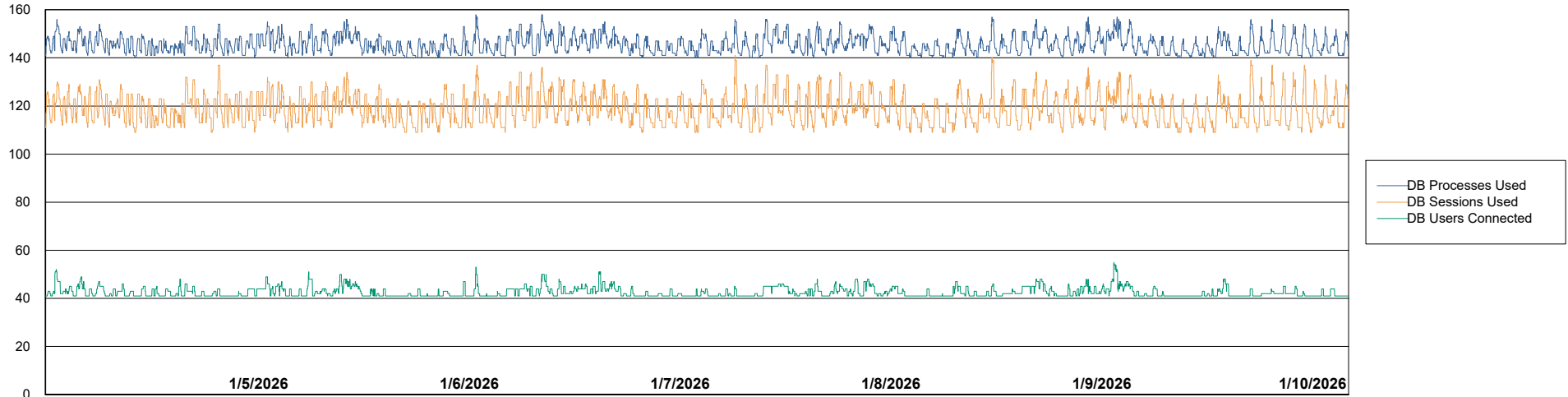


# Weekly SLA Customer Report

Customer LLG\_Production  
Database ID 148



## Database Performance LLG\_ABSD01\_PROD\_ABS1



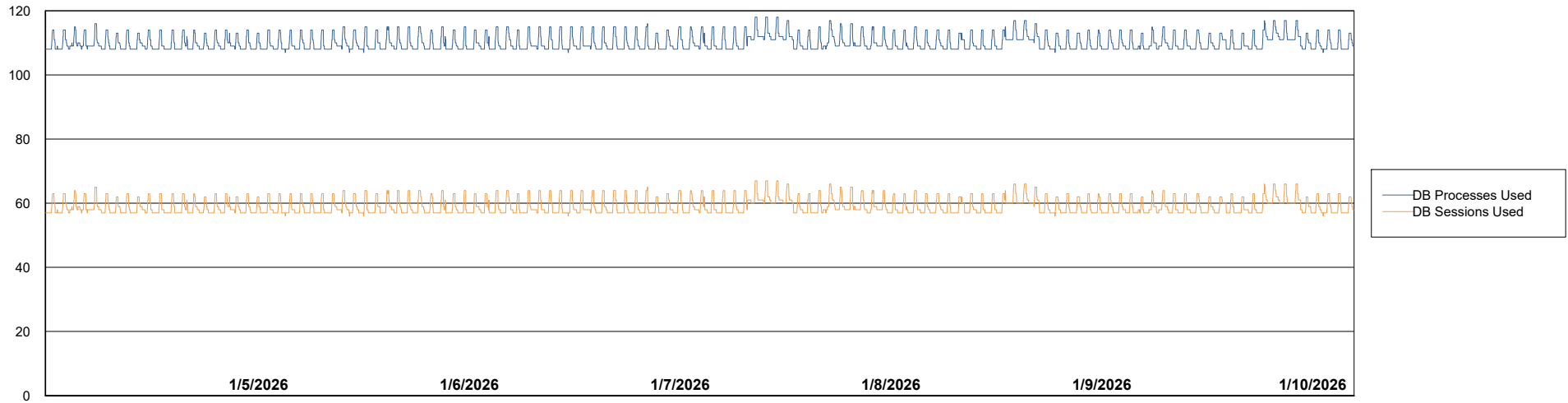
# Weekly SLA Customer Report

Customer LLG\_Production  
Database ID 148



Database Performance LLG\_ABSDB02\_PROD\_HSBABS1

DB Processes Max 4  
DB Processes Max 300  
DB Processes Max 0



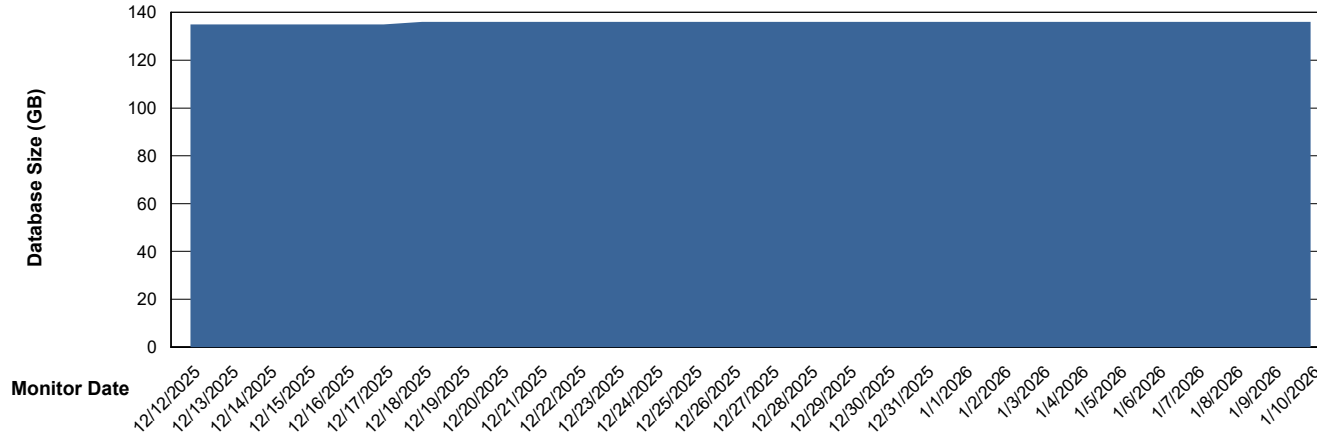
# Weekly SLA Customer Report

Customer LLG\_Production  
Database ID 148



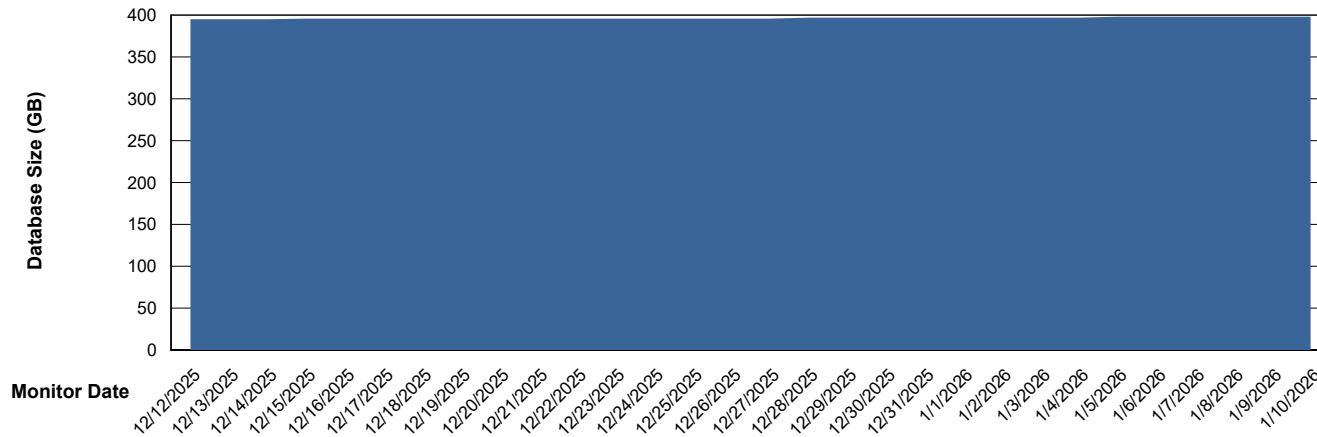
DATABASE SIZE LLG\_ABSBI01\_BI\_PROD\_ABS1

### Database growth over last month



DATABASE SIZE LLG\_ABSDB01\_PROD\_ABS1

### Database growth over last month



# Weekly SLA Customer Report

Customer      LLG\_Production  
Database ID    148



Database Tablespace      LLG\_ABSBI01\_BI\_PROD\_ABS1

Date	Tablespace Name	Filesize (Gb)	Usedsize (Gb)	Percentage free
1/10/2026	ABSDATA	73	56	24
	INDX	94	72	24
1/9/2026	ABSDATA	73	56	24
	INDX	94	72	24
1/8/2026	ABSDATA	73	56	24
	INDX	94	72	24
1/7/2026	ABSDATA	73	56	24
	INDX	94	72	24
1/6/2026	ABSDATA	73	56	24
	INDX	94	72	24
1/5/2026	ABSDATA	73	56	24
	INDX	94	72	24
1/4/2026	ABSDATA	73	56	24
	INDX	94	72	24

# Weekly SLA Customer Report

Customer LLG\_Production  
 Database ID 148



Database Tablespace LLG\_ABSD01\_PROD\_ABS1

Date	Tablespace Name	Filesize (Gb)	Usedsize (Gb)	Percentage free
1/10/2026	ABSDATA	202	163	20
	INDX	266	220	17
1/9/2026	ABSDATA	202	163	20
	INDX	266	220	17
1/8/2026	ABSDATA	202	163	20
	INDX	266	220	17
1/7/2026	ABSDATA	202	163	20
	INDX	266	220	17
1/6/2026	ABSDATA	202	163	20
	INDX	266	220	17
1/5/2026	ABSDATA	202	162	20
	INDX	266	220	17
1/4/2026	ABSDATA	202	162	20
	INDX	266	220	17

BI Status and last ETL error for LLG\_ABSBI01\_BI\_PROD\_ABS1

	Mon 5/1/2026	Tue 6/1/2026	Wed 7/1/2026	Thu 8/1/2026	Fri 9/1/2026	Sat 10/1/2026
<b>ABS DataWarehouse ETL Health</b>	OK	OK	OK	OK	OK	OK
<b>ABS DWHStaging ETL Health</b>	OK	OK	OK	OK	OK	OK

# Weekly SLA Customer Report

Customer LLG\_Production  
Database ID 148



BI last ETL error for	LLG_ABSBI01_BI_PROD_ABS1
-----------------------	--------------------------

Thu, 8-01-2026	None
Tue, 6-01-2026	None
Wed, 7-01-2026	None
Sat, 10-01-2026	None
Sun, 4-01-2026	None
Wed, 7-01-2026	None
Sat, 10-01-2026	None
Mon, 5-01-2026	None
Fri, 9-01-2026	None
Sun, 4-01-2026	None
Thu, 8-01-2026	None
Tue, 6-01-2026	None
Mon, 5-01-2026	None
Fri, 9-01-2026	None

# Weekly SLA Customer Report

Customer LLG\_Production  
Database ID 148



Standby Database Health LLG\_Production

## Recovery lag for last 7 days



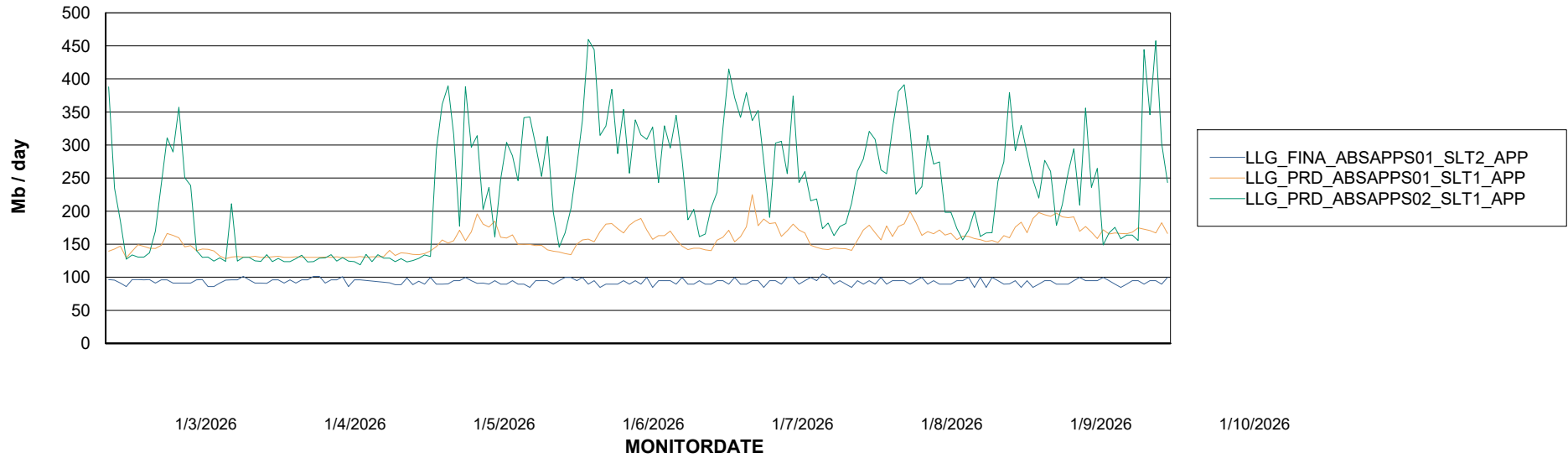
# Weekly SLA Customer Report

Customer LLG\_Production  
Database ID 148

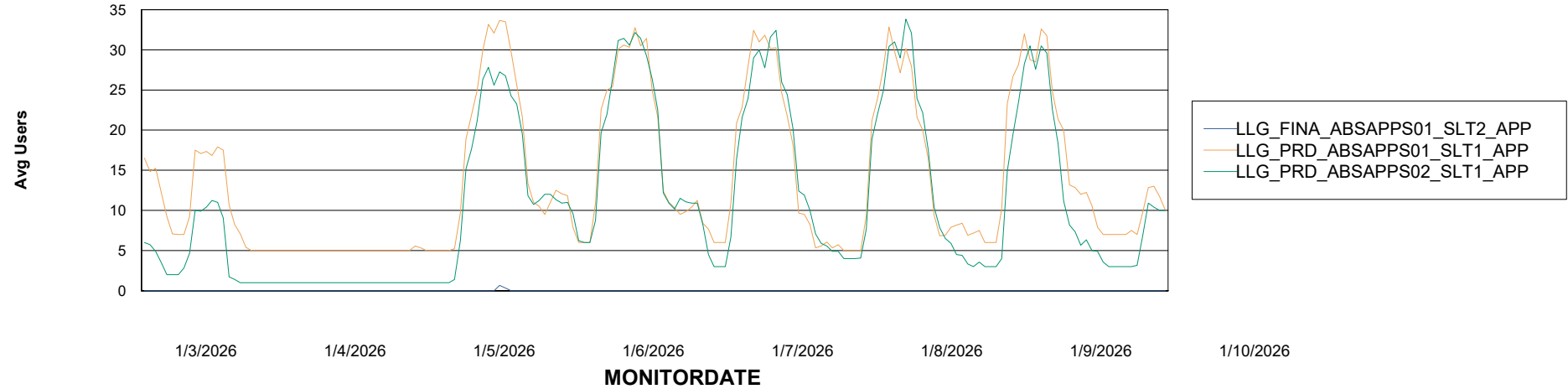


## ABSSolute Application Server Services

### Avg memory used per ABS Server Service



### Avg users per day per ABS server



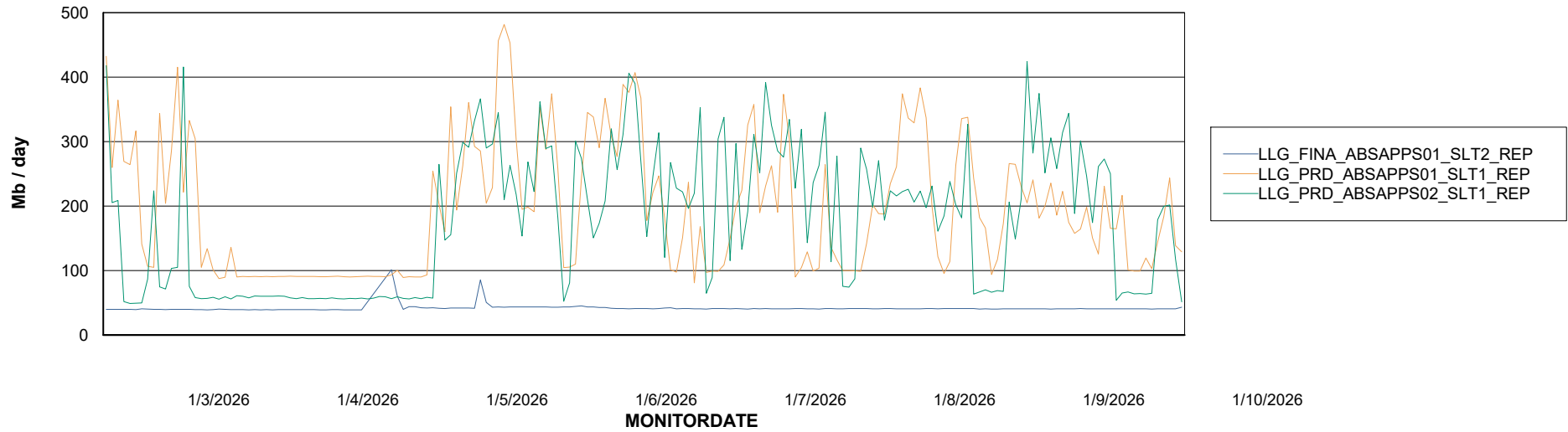
# Weekly SLA Customer Report

Customer LLG\_Production  
Database ID 148



## ABSSolute Application ReportServer Services

### Avg memory used per ReportServer Service



### Disaster per ABS component

