

# Weekly SLA Customer Report

Customer RFL\_Production  
 Database ID 36



Harddisk Usage RFL\_PRD\_ABS01

	Free disk space on C: (%)	Total disk space on C: (Gb)	Used disk space on C: (Gb)	Free disk space on D: (%)	Total disk space on D: (Gb)	Used disk space on D: (Gb)	Free disk space on E: (%)	Total disk space on E: (Gb)	Used disk space on E: (Gb)	Free disk space on F: (%)
1/3/2026	44	499	280	70	400	121	30	400	279	81
1/2/2026	44	499	280	70	400	121	30	400	279	83
1/1/2026	44	499	279	70	400	121	30	400	279	83
12/31/2025	44	499	279	70	400	121	30	400	279	83
12/30/2025	44	499	279	70	400	121	30	400	279	83
12/29/2025	44	499	279	70	400	121	30	400	279	83
12/28/2025	44	499	279	70	400	121	30	400	279	84

Harddisk Usage RFL\_PRD\_ABS02

	Free disk space on C: (%)	Total disk space on C: (Gb)	Used disk space on C: (Gb)	Free disk space on D: (%)	Total disk space on D: (Gb)	Used disk space on D: (Gb)	Free disk space on E: (%)	Total disk space on E: (Gb)	Used disk space on E: (Gb)	Free disk space on F: (%)
1/3/2026	68	499	158	63	600	221	16	600	503	89
1/2/2026	68	499	158	63	600	221	16	600	503	91
1/1/2026	68	499	158	63	600	221	16	600	503	91
12/31/2025	68	499	158	63	600	221	16	600	503	91
12/30/2025	68	499	158	63	600	221	16	600	503	90
12/29/2025	68	499	158	63	600	221	16	600	503	91
12/28/2025	68	499	157	63	600	221	16	600	503	91

# Weekly SLA Customer Report

Customer RFL\_Production  
Database ID 36



Harddisk Usage RFL\_PRD\_ABSWEB

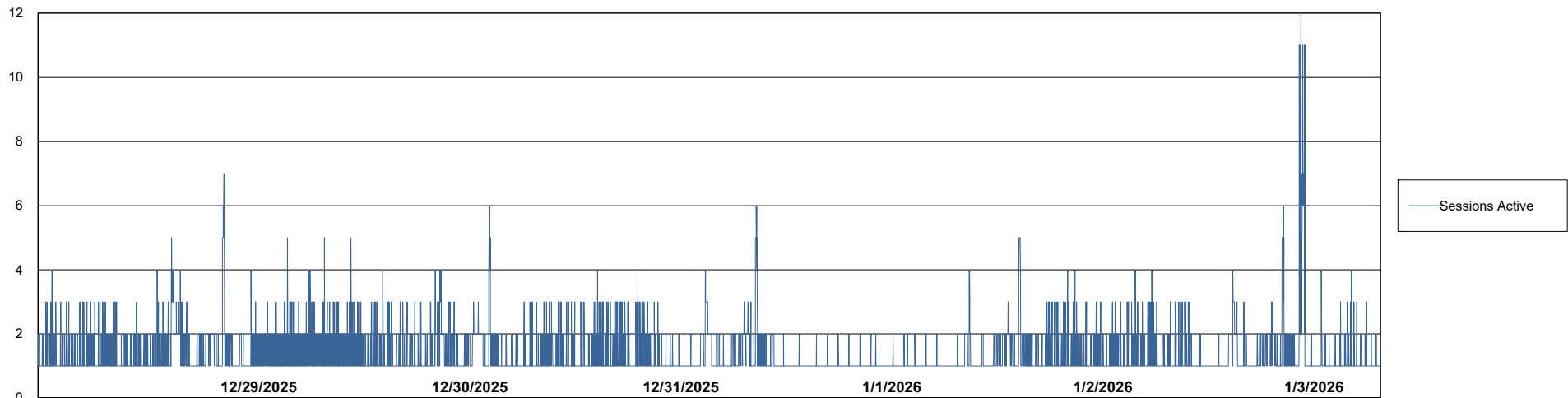
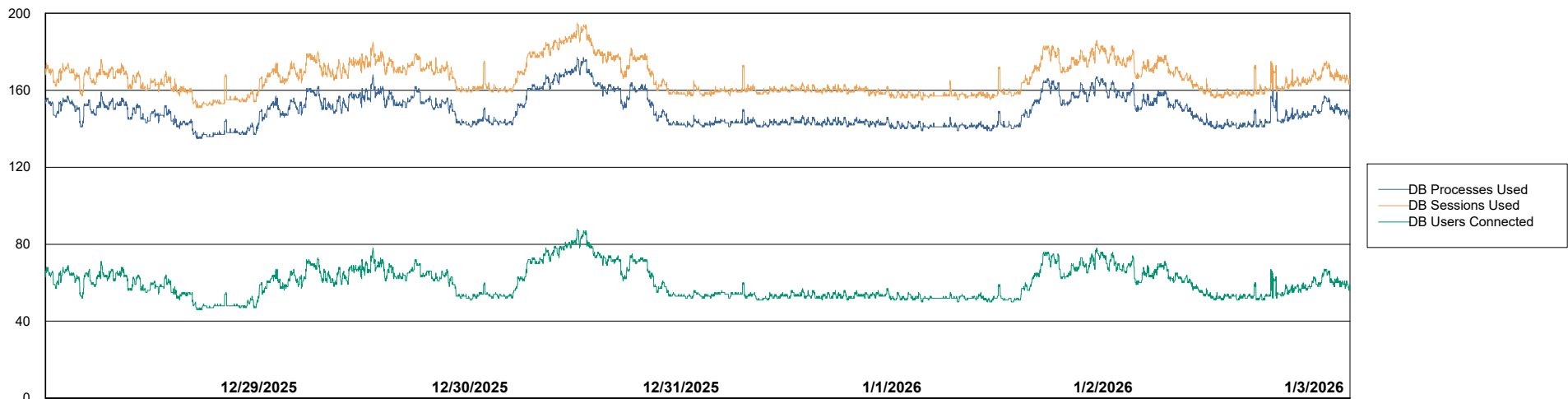
	Free disk space on C: (%)	Total disk space on C: (Gb)	Used disk space on C: (Gb)
1/3/2026	72	126	35
1/2/2026	72	126	35
1/1/2026	72	126	35
12/31/2025	72	126	35
12/30/2025	72	126	35
12/29/2025	72	126	35
12/28/2025	72	126	35

# Weekly SLA Customer Report

Customer RFL\_Production  
Database ID 36



## Database Performance RFL\_PRD\_ABS01\_DB



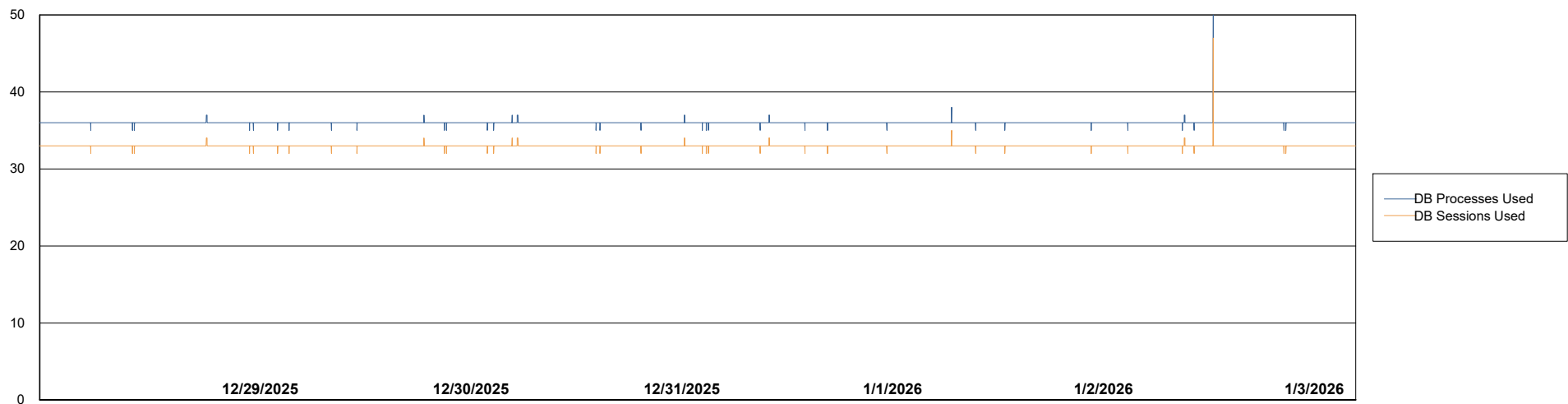
# Weekly SLA Customer Report

Customer RFL\_Production  
Database ID 36



Database Performance RFL\_PRD\_ABS02\_STB\_DB

DB Processes Max 1,000



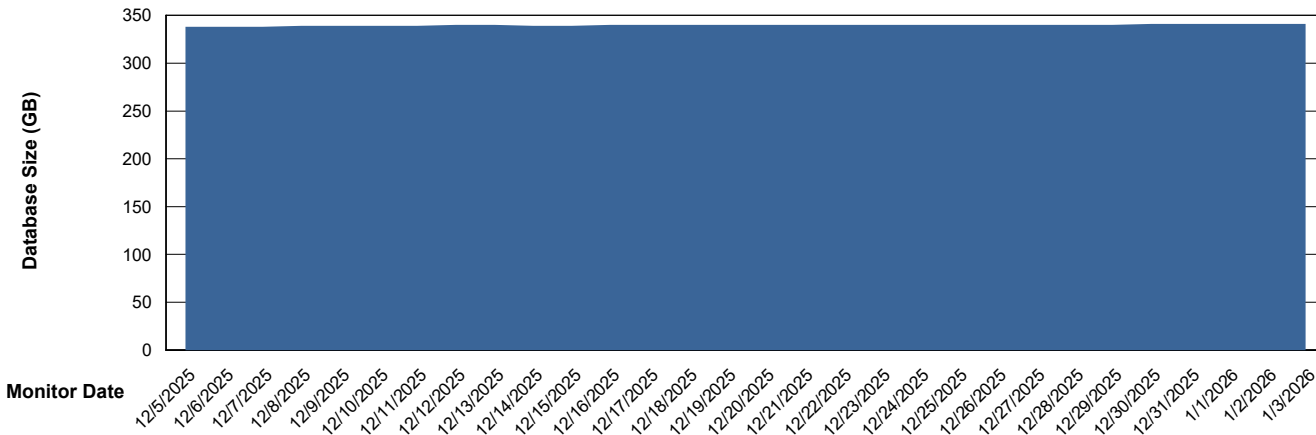
# Weekly SLA Customer Report

Customer RFL\_Production  
 Database ID 36



DATABASE SIZE RFL\_PRD\_ABS01\_DB

## Database growth over last month



Database Tablespace RFL\_PRD\_ABS01\_DB

Date	Tablespace Name	Filesize (Gb)	Usedsize (Gb)	Percentage free
1/3/2026	ABSDATA	121	93	23
	INDX	279	230	18
1/2/2026	ABSDATA	121	93	23
	INDX	279	230	18
1/1/2026	ABSDATA	121	93	23
	INDX	279	230	18
12/31/2025	ABSDATA	121	93	23
	INDX	279	230	18
12/30/2025	ABSDATA	121	93	23
	INDX	279	230	18
12/29/2025	ABSDATA	121	93	23
	INDX	279	230	18
12/28/2025	ABSDATA	121	93	23
	INDX	279	230	18

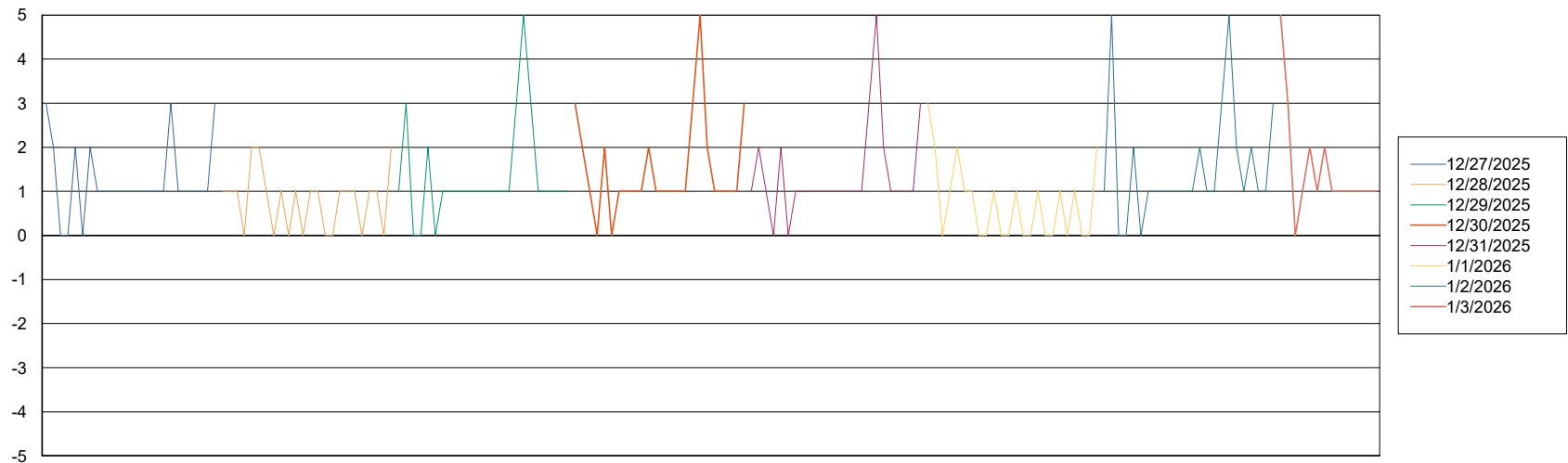
# Weekly SLA Customer Report

Customer RFL\_Production  
Database ID 36



Standby Database Health RFL\_Production

### Recovery lag for last 7 days



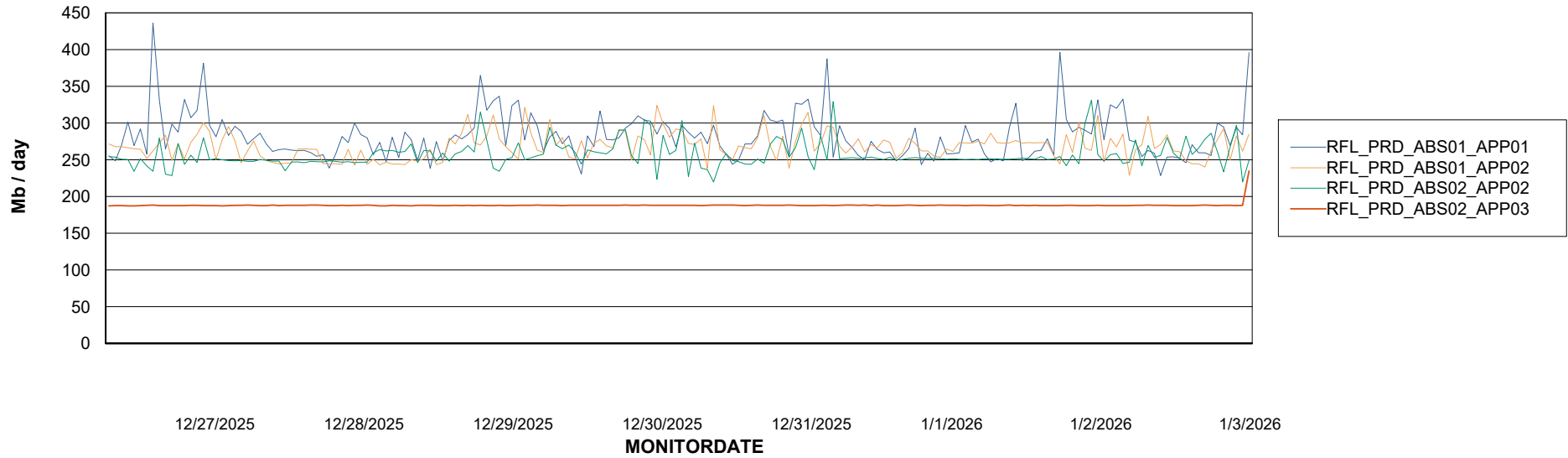
# Weekly SLA Customer Report

Customer RFL\_Production  
Database ID 36

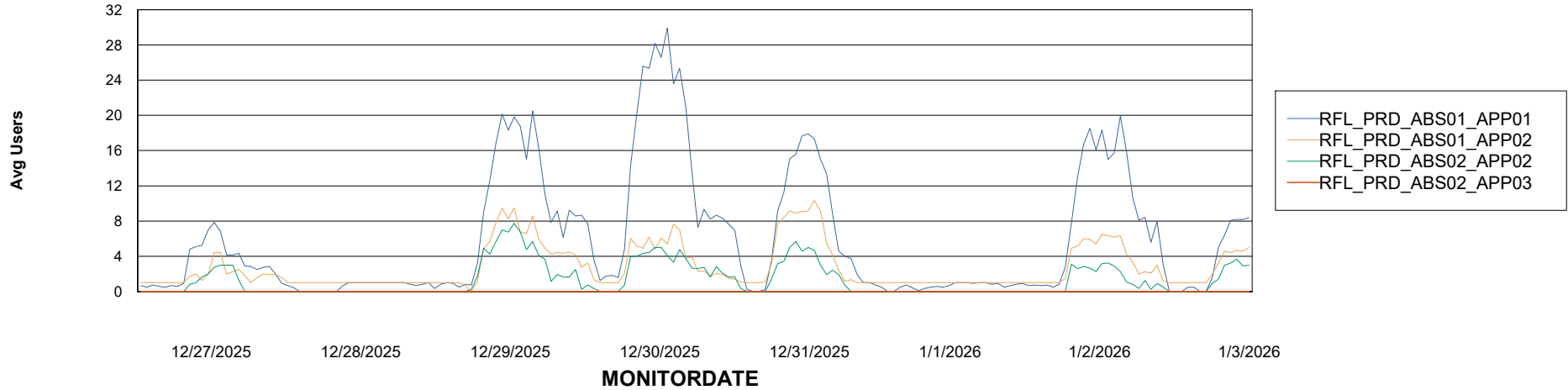


## ABSSolute Application Server Services

### Avg memory used per ABS Server Service



### Avg users per day per ABS server



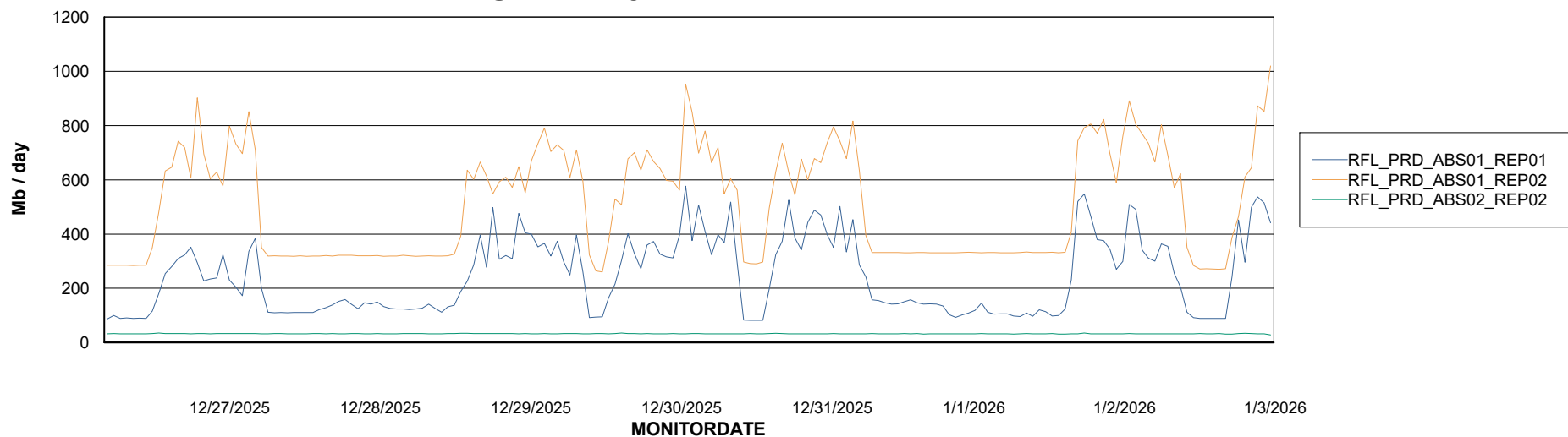
# Weekly SLA Customer Report

Customer RFL\_Production  
Database ID 36



## ABSSolute Application ReportServer Services

### Avg memory used per ReportServer Service



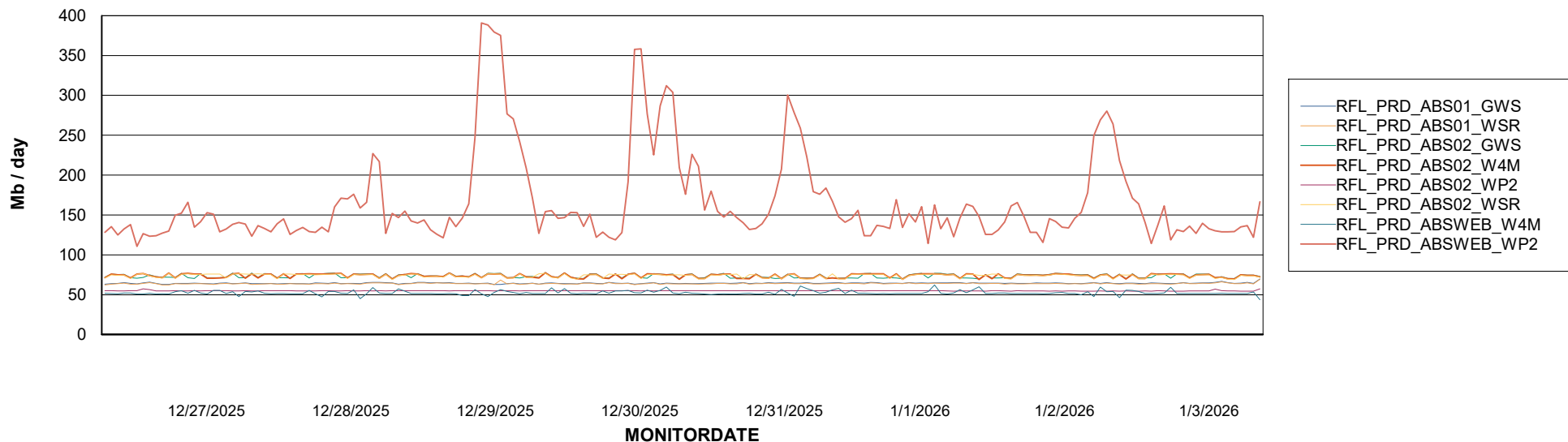
# Weekly SLA Customer Report

Customer RFL\_Production  
Database ID 36



## ABSSolute Web Component Services

### Avg memory used per ABS Web component



# Weekly SLA Customer Report

Customer RFL\_Production  
Database ID 36



## Disaster per ABS component

