

Weekly SLA Customer Report

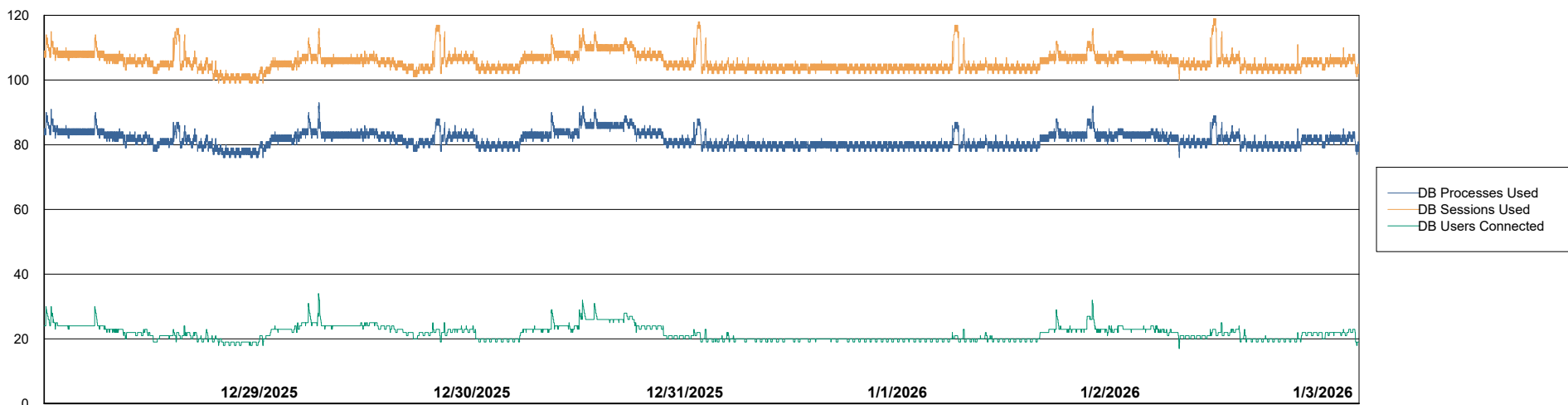
Customer RAS_Production
 Database ID 189



Harddisk Usage RAS_PRD_NEDLIN-ST-APP01

	Free disk space on C: (%)	Total disk space on C: (Gb)	Used disk space on C: (Gb)	Free disk space on D: (%)	Total disk space on D: (Gb)	Used disk space on D: (Gb)	Free disk space on E: (%)	Total disk space on E: (Gb)	Used disk space on E: (Gb)
1/3/2026	24	249	190	21	411	324	68	100	32
1/2/2026	24	249	189	21	411	324	68	100	32
1/1/2026	24	249	190	21	411	324	68	100	32
12/31/2025	23	249	193	21	411	324	68	100	32
12/30/2025	23	249	192	21	411	324	69	100	31
12/29/2025	23	249	191	21	411	324	69	100	31
12/28/2025	23	249	191	21	411	324	67	100	33

Database Performance RAS_PRD_NEDLIN-ST-APP01_ABS1



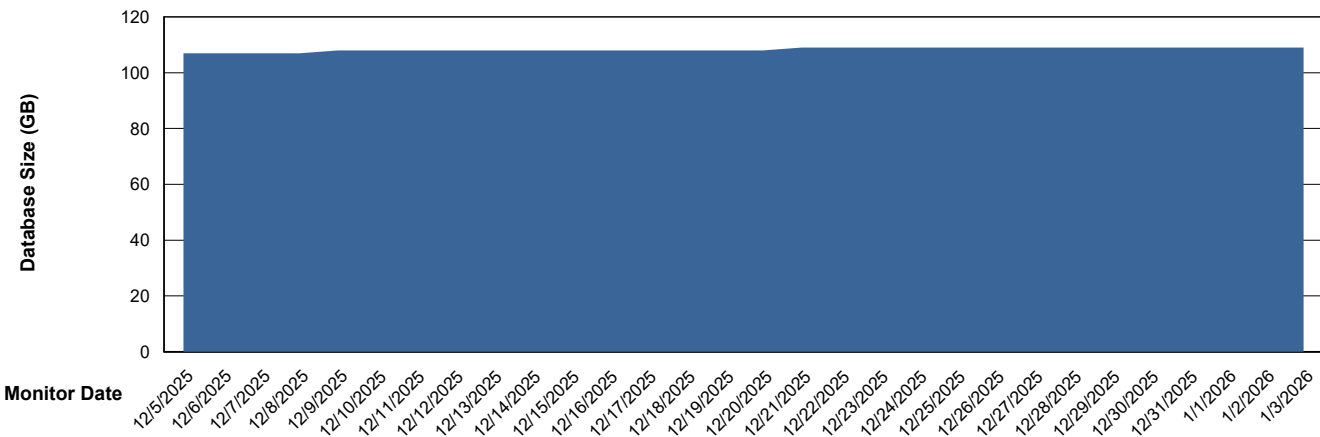
Weekly SLA Customer Report

Customer RAS_Production
 Database ID 189



DATABASE SIZE RAS_PRD_NEDLIN-ST-APP01_ABS1

Database growth over last month



Database Tablespace RAS_PRD_NEDLIN-ST-APP01_ABS1

Date	Tablespace Name	Filesize (Gb)	Usedsize (Gb)	Percentage free
1/3/2026	ABSDATA	45	25	45
	INDX	121	68	43
1/2/2026	ABSDATA	45	25	45
	INDX	121	68	43
1/1/2026	ABSDATA	45	25	45
	INDX	121	68	43
12/31/2025	ABSDATA	45	25	45
	INDX	121	68	43
12/30/2025	ABSDATA	45	25	45
	INDX	121	68	43
12/29/2025	ABSDATA	45	25	45
	INDX	121	68	44
12/28/2025	ABSDATA	45	25	45
	INDX	121	68	44

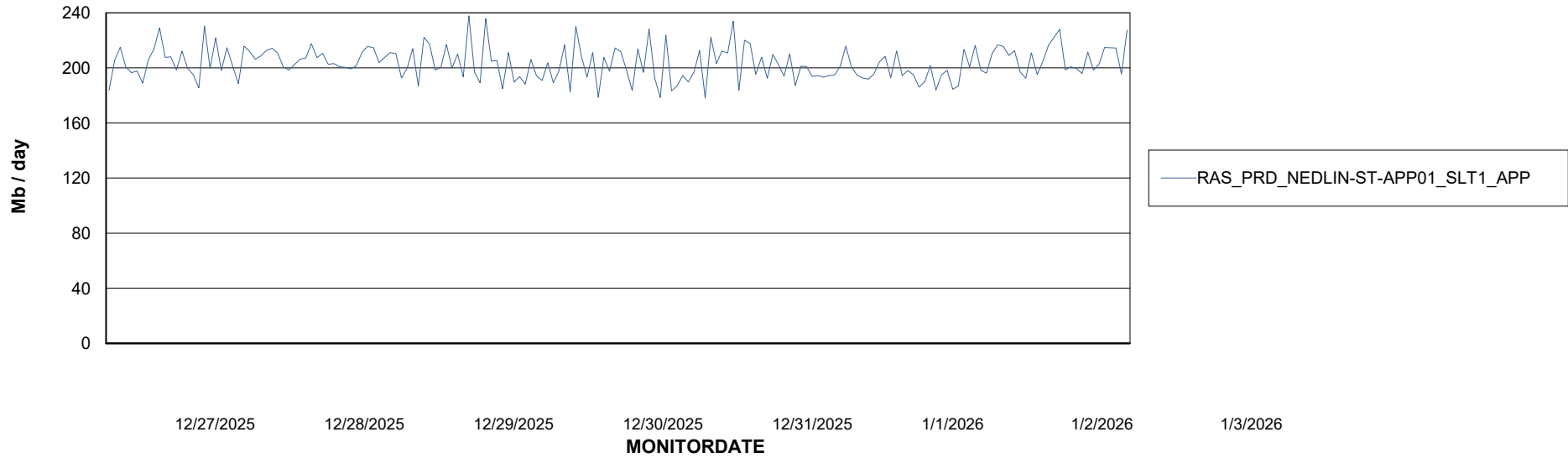
Weekly SLA Customer Report

Customer RAS_Production
Database ID 189

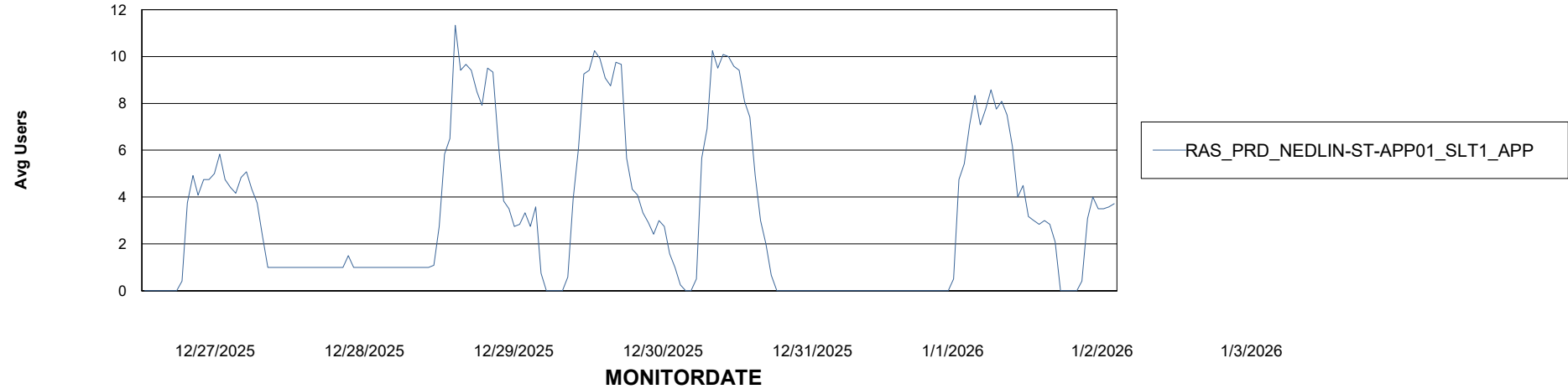


ABSSolute Application Server Services

Avg memory used per ABS Server Service



Avg users per day per ABS server



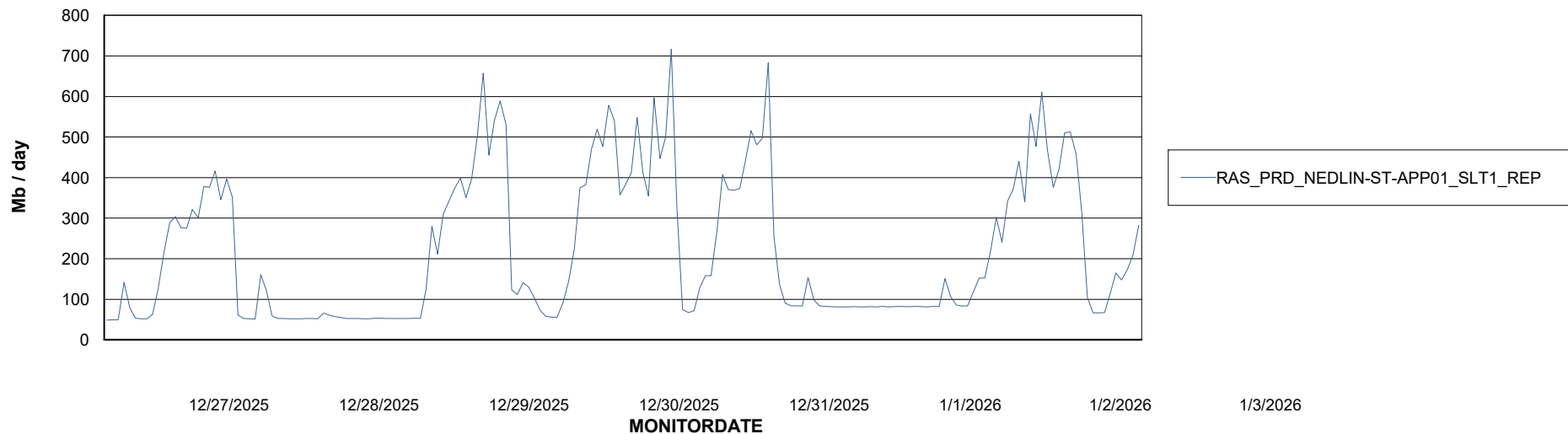
Weekly SLA Customer Report

Customer RAS_Production
Database ID 189



ABSSolute Application ReportServer Services

Avg memory used per ReportServer Service



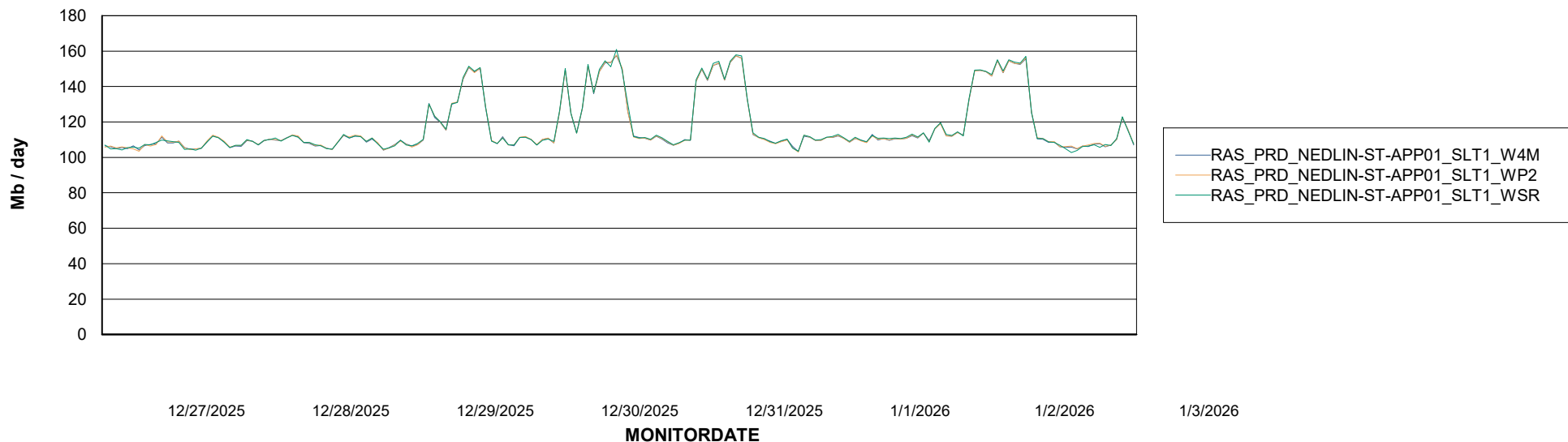
Weekly SLA Customer Report

Customer RAS_Production
Database ID 189



ABSSolute Web Component Services

Avg memory used per ABS Web component



Weekly SLA Customer Report

Customer RAS_Production
Database ID 189



Disaster per ABS component

