

# Weekly SLA Customer Report

Customer NIX\_Production  
 Database ID 51



Harddisk Usage NIX\_PRD\_ABSAPP01

	Free disk space on C: (%)	Total disk space on C: (Gb)	Used disk space on C: (Gb)	Free disk space on E: (%)	Total disk space on E: (Gb)	Used disk space on E: (Gb)
1/3/2026	33	207	139	100	98	0
1/2/2026	33	207	139	100	98	0
1/1/2026	33	207	139	100	98	0
12/31/2025	33	207	139	100	98	0
12/30/2025	33	207	139	100	98	0
12/29/2025	33	207	139	100	98	0
12/28/2025	33	207	139	100	98	0

Harddisk Usage NIX\_PRD\_ABSAPP04

	Free disk space on C: (%)	Total disk space on C: (Gb)	Used disk space on C: (Gb)
1/3/2026	19	127	102
1/2/2026	19	127	102
1/1/2026	20	127	102
12/31/2025	20	127	102
12/30/2025	20	127	101
12/29/2025	19	127	103
12/28/2025	18	127	104

# Weekly SLA Customer Report

Customer NIX\_Production  
 Database ID 51



Harddisk Usage NIX\_PRD\_ABSBI

	Free disk space on C: (%)	Total disk space on C: (Gb)	Used disk space on C: (Gb)	Free disk space on E: (%)	Total disk space on E: (Gb)	Used disk space on E: (Gb)
1/3/2026	50	179	89	48	700	362
1/2/2026	50	179	89	49	700	360
1/1/2026	50	179	89	49	700	360
12/31/2025	50	179	89	49	700	360
12/30/2025	50	179	89	49	700	360
12/29/2025	50	179	90	49	700	360
12/28/2025	50	179	90	49	700	360

Harddisk Usage NIX\_PRD\_ABSDB01

	Free disk space on C: (%)	Total disk space on C: (Gb)	Used disk space on C: (Gb)	Free disk space on D: (%)	Total disk space on D: (Gb)	Used disk space on D: (Gb)	Free disk space on E: (%)	Total disk space on E: (Gb)	Used disk space on E: (Gb)	Free disk space on F: (%)
1/3/2026	83	554	93	15	586	499	35	605	395	61
1/2/2026	83	554	94	15	586	499	35	605	392	61
1/1/2026	83	554	96	15	586	499	35	605	393	86
12/31/2025	83	554	96	15	586	499	36	605	389	100
12/30/2025	84	554	91	15	586	499	36	605	387	100
12/29/2025	84	554	91	15	586	499	36	605	387	100
12/28/2025	84	554	91	15	586	499	36	605	390	100

# Weekly SLA Customer Report

Customer NIX\_Production  
 Database ID 51



Harddisk Usage NIX\_PRD\_ABSDB02

	Free disk space on C: (%)	Total disk space on C: (Gb)	Used disk space on C: (Gb)	Free disk space on D: (%)	Total disk space on D: (Gb)	Used disk space on D: (Gb)	Free disk space on E: (%)	Total disk space on E: (Gb)	Used disk space on E: (Gb)	Total disk space on H: (Gb)
1/3/2026	85	574	87	20	588	469	42	684	395	6
1/2/2026	85	574	86	20	588	469	43	684	392	6
1/1/2026	85	574	87	20	588	469	43	684	392	6
12/31/2025	83	574	95	20	588	469	43	684	391	6
12/30/2025	85	574	85	20	588	469	43	684	387	6
12/29/2025	85	574	85	20	588	469	43	684	387	6
12/28/2025	85	574	86	20	588	469	43	684	390	6

Harddisk Usage NIX\_PRD\_ABSWEB02

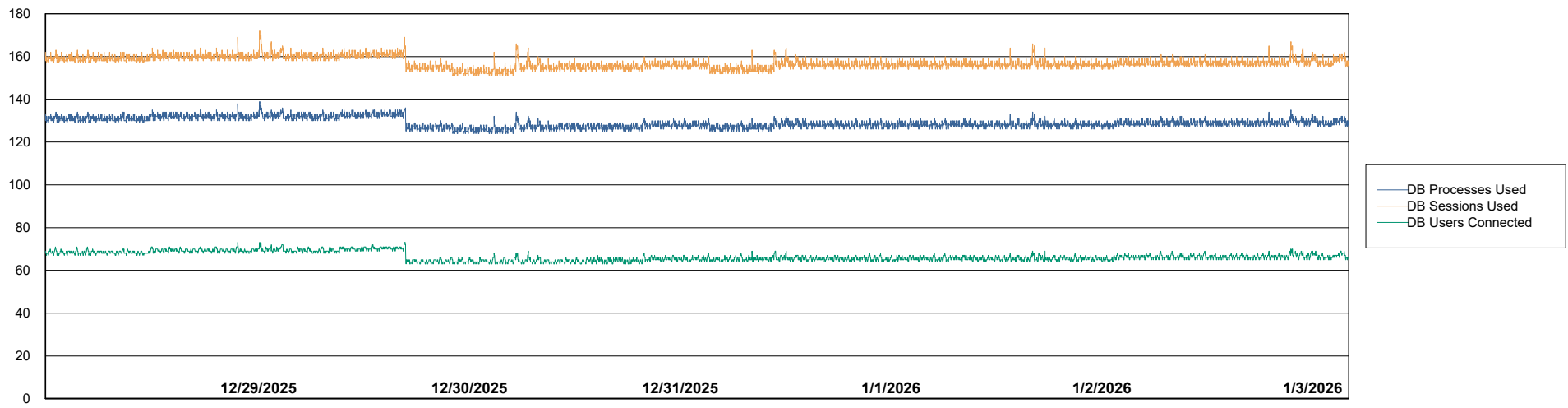
	Free disk space on C: (%)	Total disk space on C: (Gb)	Used disk space on C: (Gb)
1/3/2026	77	300	70
1/2/2026	77	300	70
1/1/2026	77	300	70
12/31/2025	77	300	70
12/30/2025	77	300	70
12/29/2025	77	300	70
12/28/2025	77	300	70

# Weekly SLA Customer Report

Customer NIX\_Production  
Database ID 51



## Database Performance NIX\_PRD\_ABSBI\_ABS1

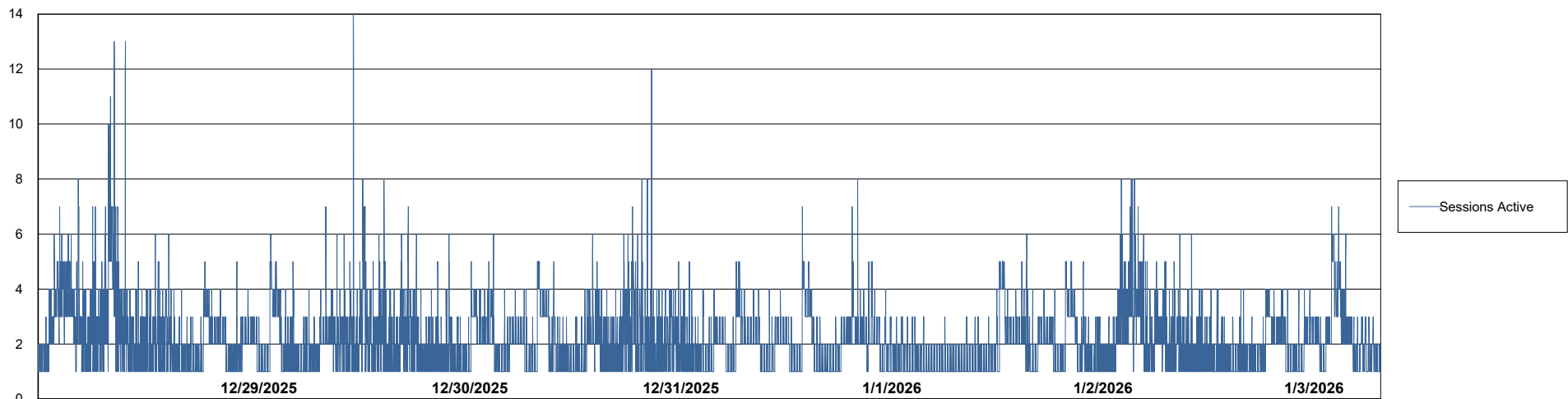
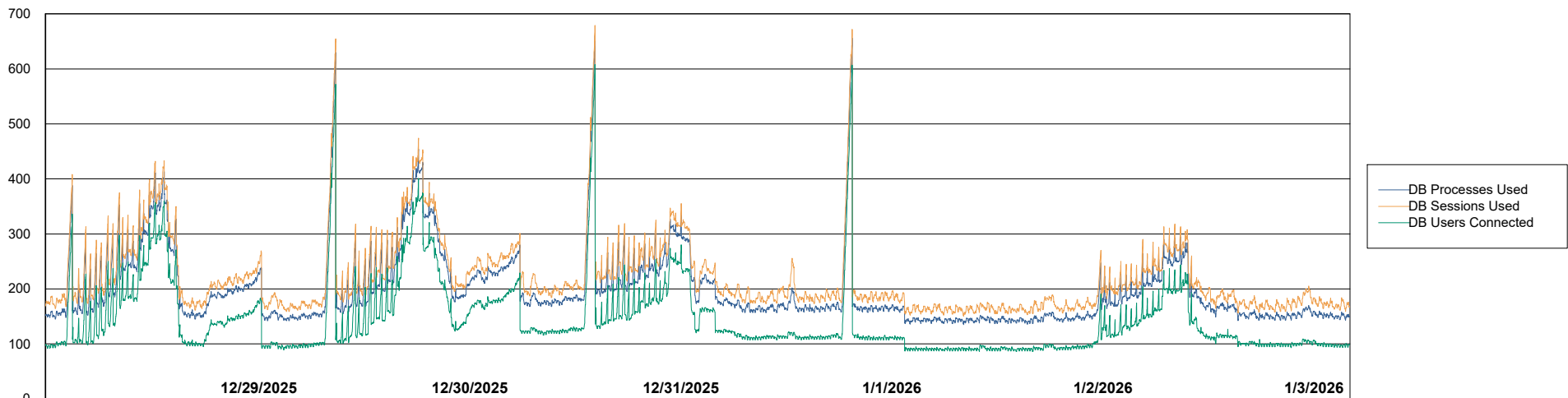


# Weekly SLA Customer Report

Customer NIX\_Production  
Database ID 51



## Database Performance NIX\_PRD\_ABSD01\_ABS1



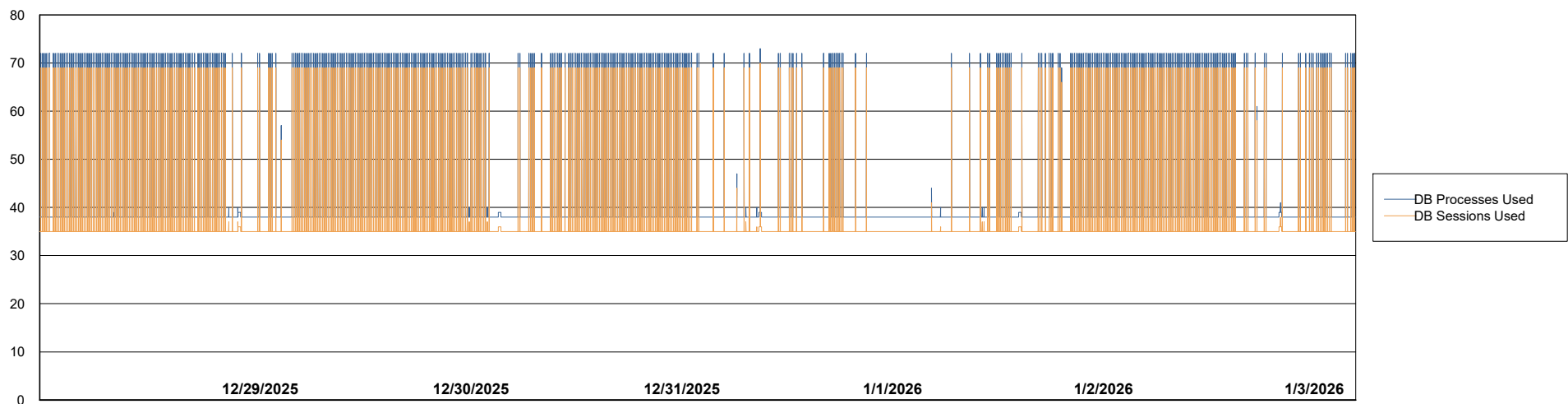
# Weekly SLA Customer Report

Customer NIX\_Production  
Database ID 51



Database Performance NIX\_PRD\_ABSDB02\_HSBABS1

DB Processes Max 300



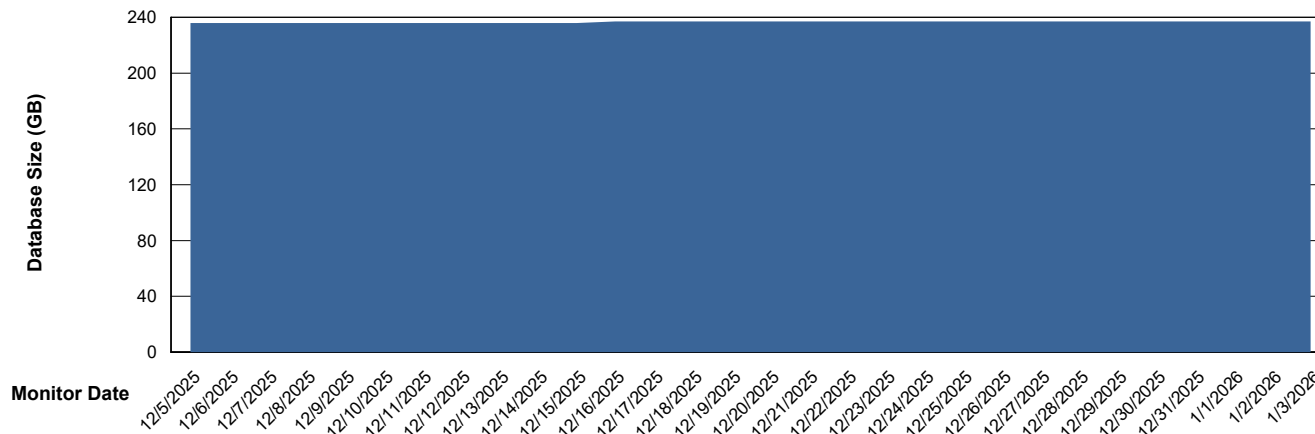
# Weekly SLA Customer Report

Customer NIX\_Production  
Database ID 51



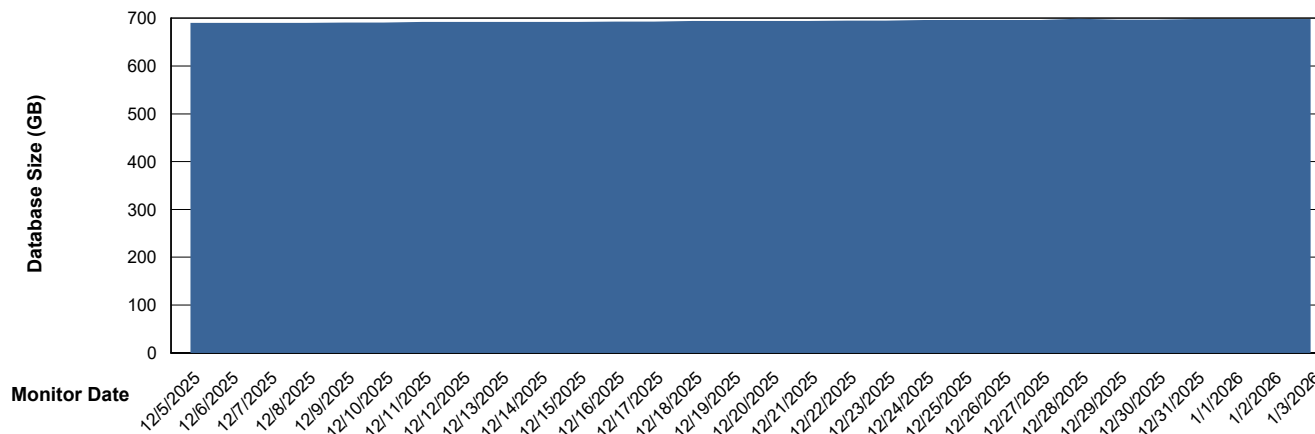
DATABASE SIZE NIX\_PRD\_ABSBI\_ABS1

### Database growth over last month



DATABASE SIZE NIX\_PRD\_ABSDB01\_ABS1

### Database growth over last month



# Weekly SLA Customer Report

Customer NIX\_Production  
 Database ID 51



Database Tablespace NIX\_PRD\_ABSBI\_ABS1

Date	Tablespace Name	Filesize (Gb)	Usedsize (Gb)	Percentage free
1/3/2026	ABSDATA	119	102	14
	INDX	160	134	16
1/2/2026	ABSDATA	119	102	14
	INDX	160	134	16
1/1/2026	ABSDATA	119	102	14
	INDX	160	134	16
12/31/2025	ABSDATA	119	102	14
	INDX	160	134	16
12/30/2025	ABSDATA	119	102	14
	INDX	160	134	16
12/29/2025	ABSDATA	119	102	14
	INDX	160	134	16
12/28/2025	ABSDATA	119	102	14
	INDX	160	134	16

# Weekly SLA Customer Report

Customer NIX\_Production  
 Database ID 51



Database Tablespace NIX\_PRD\_ABSD01\_ABS1

Date	Tablespace Name	Filesize (Gb)	Usedsize (Gb)	Percentage free
1/3/2026	ABSDATA	416	365	12
	INDX	366	306	16
1/2/2026	ABSDATA	416	365	12
	INDX	366	306	16
1/1/2026	ABSDATA	416	364	12
	INDX	366	306	16
12/31/2025	ABSDATA	416	364	12
	INDX	366	306	16
12/30/2025	ABSDATA	416	364	13
	INDX	366	306	16
12/29/2025	ABSDATA	416	363	13
	INDX	366	306	17
12/28/2025	ABSDATA	416	366	12
	INDX	366	306	17

BI Status and last ETL error for NIX\_PRD\_ABSBI\_ABS1

	Mon 29/12/2025	Tue 30/12/2025	Wed 31/12/2025	Thu 1/1/2026	Fri 2/1/2026	Sat 3/1/2026
<b>ABS DataWarehouse ETL Health</b>	OK	OK	OK	OK	OK	OK
<b>ABS DWHStaging ETL Health</b>	OK	OK	OK	OK	OK	OK

# Weekly SLA Customer Report

Customer NIX\_Production  
Database ID 51



BI last ETL error for	NIX_PRD_ABSBI_ABS1
-----------------------	--------------------

Tue, 30-12-2025	None
Fri, 2-01-2026	None
Sun, 28-12-2025	None
Wed, 31-12-2025	None
Wed, 31-12-2025	None
Thu, 1-01-2026	None
Sun, 28-12-2025	None
Sat, 3-01-2026	None
Mon, 29-12-2025	None
Thu, 1-01-2026	None
Sat, 3-01-2026	None
Mon, 29-12-2025	None
Tue, 30-12-2025	None
Fri, 2-01-2026	None

# Weekly SLA Customer Report

Customer NIX\_Production  
Database ID 51



Standby Database Health NIX\_Production

### Recovery lag for last 7 days



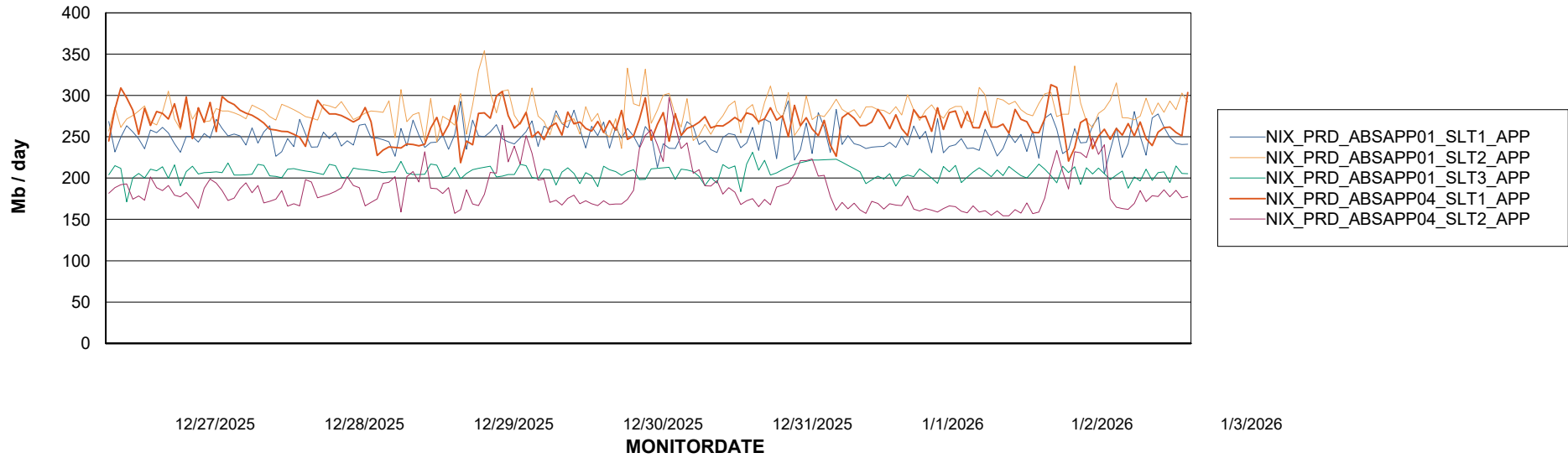
# Weekly SLA Customer Report

Customer NIX\_Production  
Database ID 51

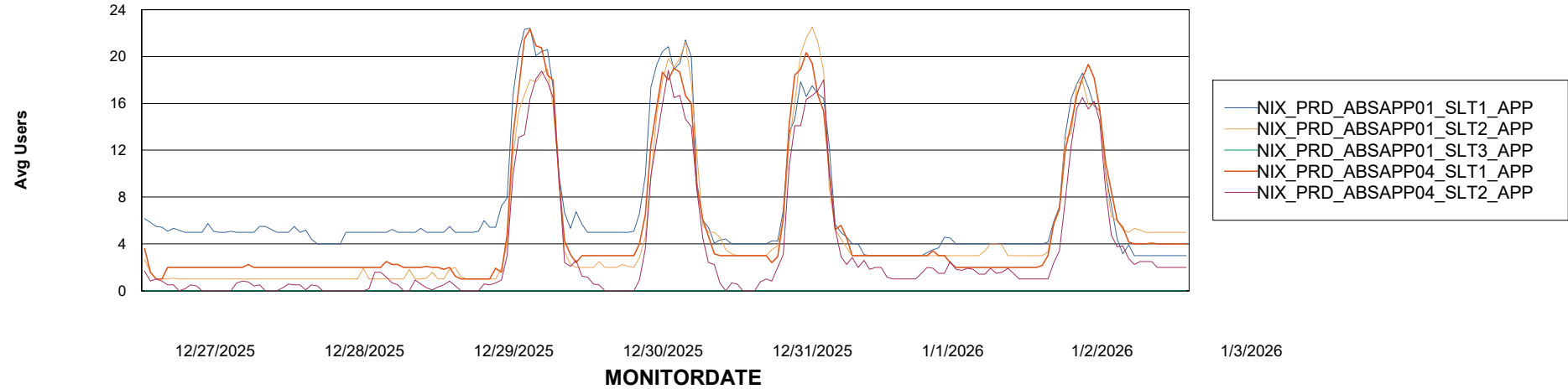


## ABSSolute Application Server Services

### Avg memory used per ABS Server Service



### Avg users per day per ABS server



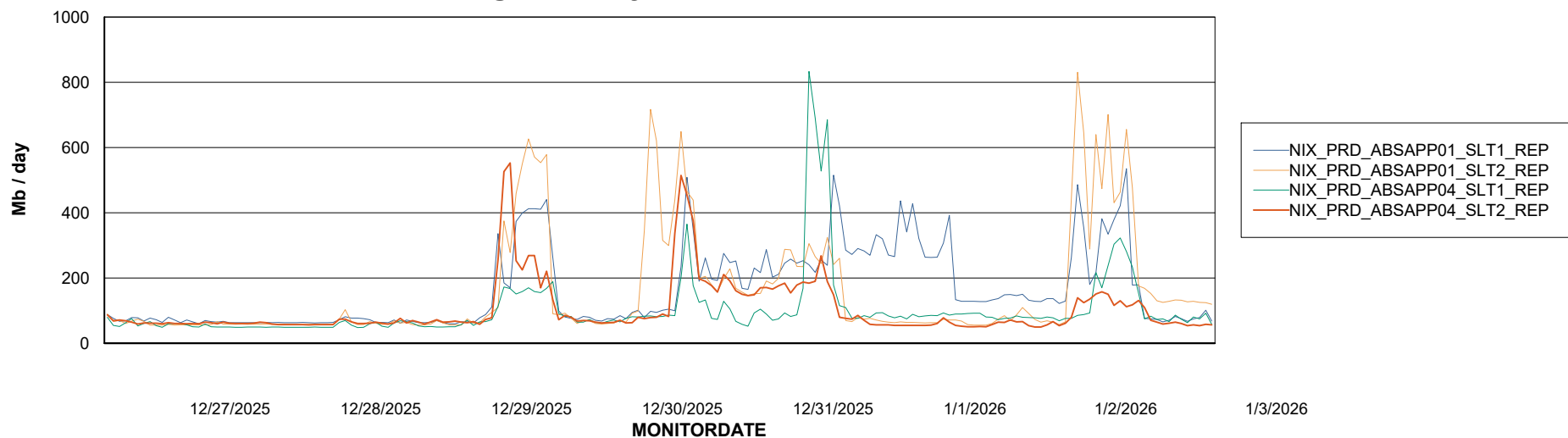
# Weekly SLA Customer Report

Customer NIX\_Production  
Database ID 51



## ABSSolute Application ReportServer Services

### Avg memory used per ReportServer Service



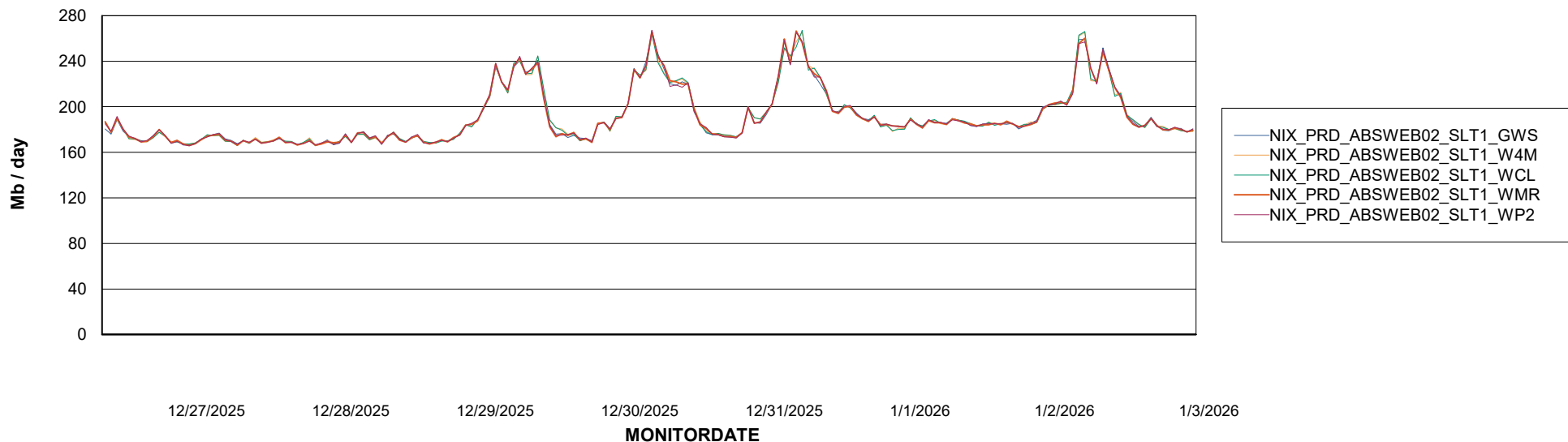
# Weekly SLA Customer Report

Customer NIX\_Production  
Database ID 51



## ABSolute Web Component Services

### Avg memory used per ABS Web component



# Weekly SLA Customer Report

Customer NIX\_Production  
Database ID 51



## Disaster per ABS component

