

Weekly SLA Customer Report

Customer LLG_Production
 Database ID 148



Harddisk Usage LLG_ABSAPPS01

	Free disk space on C: (%)	Total disk space on C: (Gb)	Used disk space on C: (Gb)	Free disk space on D: (%)	Total disk space on D: (Gb)	Used disk space on D: (Gb)
1/3/2026	76	500	121	98	393	7
1/2/2026	76	500	121	98	393	7
1/1/2026	76	500	121	98	393	7
12/31/2025	76	500	121	98	393	7
12/30/2025	76	500	121	98	393	7
12/29/2025	76	500	121	98	393	7
12/28/2025	76	500	121	98	393	7

Harddisk Usage LLG_ABSApps02

	Free disk space on C: (%)	Total disk space on C: (Gb)	Used disk space on C: (Gb)	Free disk space on D: (%)	Total disk space on D: (Gb)	Used disk space on D: (Gb)
1/3/2026	90	500	52	96	393	16
1/2/2026	90	500	52	96	393	16
1/1/2026	90	500	52	96	393	16
12/31/2025	90	500	52	96	393	16
12/30/2025	89	500	53	96	393	16
12/29/2025	89	500	53	96	393	16
12/28/2025	90	500	52	96	393	16

Weekly SLA Customer Report

Customer LLG_Production
 Database ID 148



Harddisk Usage LLG_ABSBI01

	Free disk space on C: (%)	Total disk space on C: (Gb)	Used disk space on C: (Gb)	Free disk space on D: (%)	Total disk space on D: (Gb)	Used disk space on D: (Gb)
1/3/2026	81	446	83	89	2,681	288
1/2/2026	81	446	83	89	2,681	287
1/1/2026	81	446	83	89	2,681	287
12/31/2025	81	446	83	89	2,681	287
12/30/2025	81	446	83	90	2,681	281
12/29/2025	81	446	83	90	2,681	276
12/28/2025	81	446	83	90	2,681	276

Harddisk Usage LLG_ABSDB01

	Free disk space on C: (%)	Total disk space on C: (Gb)	Used disk space on C: (Gb)	Free disk space on D: (%)	Total disk space on D: (Gb)	Used disk space on D: (Gb)	Free disk space on E: (%)	Total disk space on E: (Gb)	Used disk space on E: (Gb)
1/3/2026	87	446	59	68	1,605	519	65	1,077	373
1/2/2026	87	446	59	68	1,605	519	66	1,077	371
1/1/2026	87	446	59	68	1,605	519	66	1,077	370
12/31/2025	87	446	59	68	1,605	519	66	1,077	371
12/30/2025	87	446	59	68	1,605	519	65	1,077	372
12/29/2025	87	446	59	68	1,605	516	65	1,077	376
12/28/2025	87	446	59	68	1,605	514	64	1,077	387

Weekly SLA Customer Report

Customer LLG_Production
Database ID 148



Harddisk Usage LLG_ABSDB02

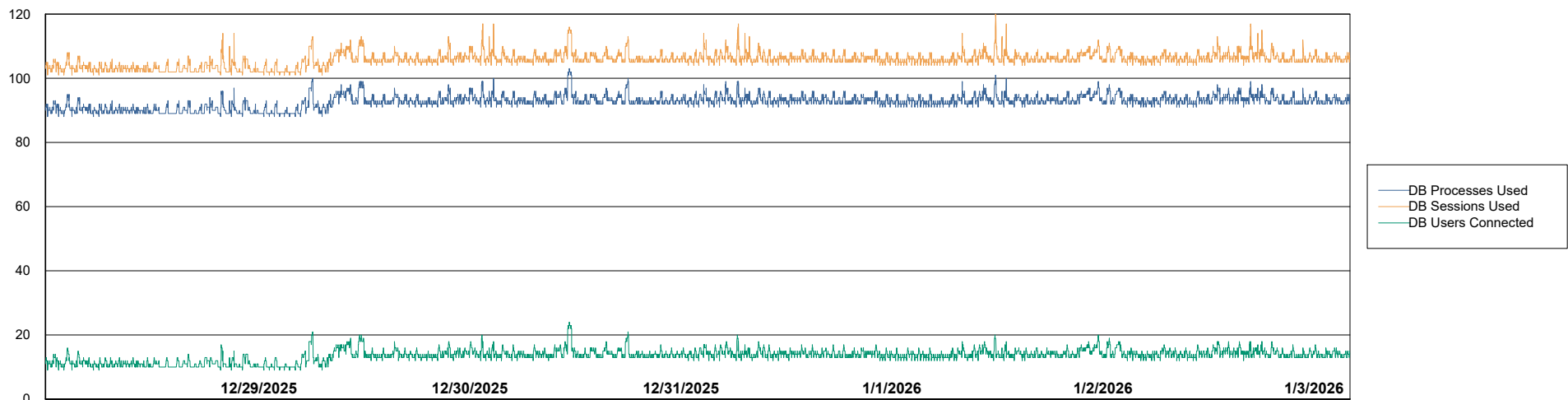
	Free disk space on C: (%)	Total disk space on C: (Gb)	Used disk space on C: (Gb)	Free disk space on D: (%)	Total disk space on D: (Gb)	Used disk space on D: (Gb)	Free disk space on E: (%)	Total disk space on E: (Gb)	Used disk space on E: (Gb)
1/3/2026	49	446	227	60	1,605	650	44	1,077	608
1/2/2026	49	446	227	60	1,605	650	44	1,077	608
1/1/2026	49	446	227	60	1,605	650	44	1,077	607
12/31/2025	49	446	228	60	1,605	650	43	1,077	608
12/30/2025	49	446	229	60	1,605	650	43	1,077	609
12/29/2025	49	446	228	60	1,605	646	43	1,077	617
12/28/2025	49	446	227	60	1,605	645	42	1,077	625

Weekly SLA Customer Report

Customer LLG_Production
Database ID 148



Database Performance LLG_ABSBI01_BI_PROD_ABS1

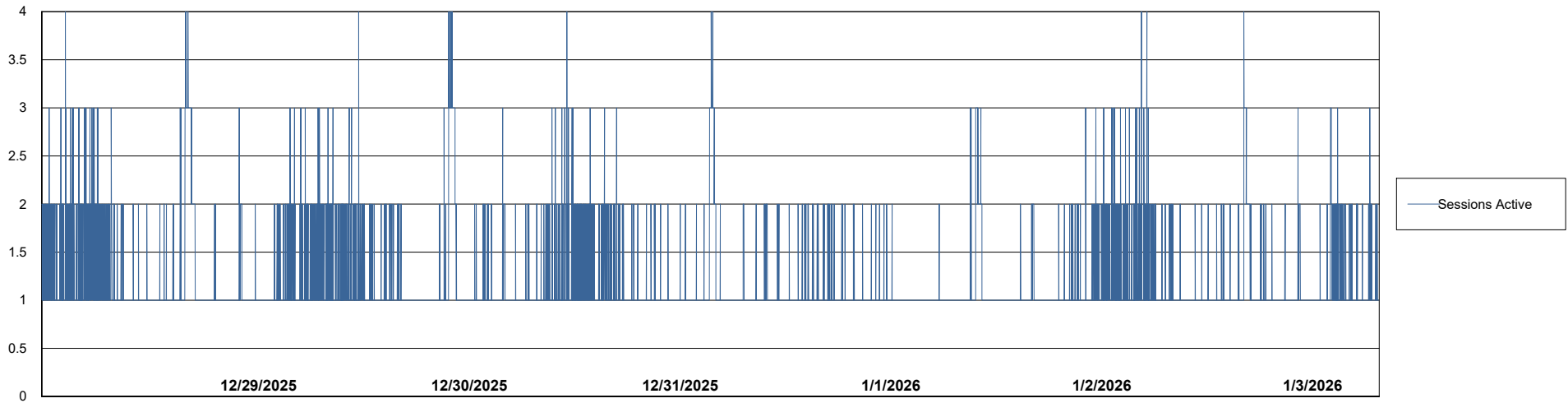
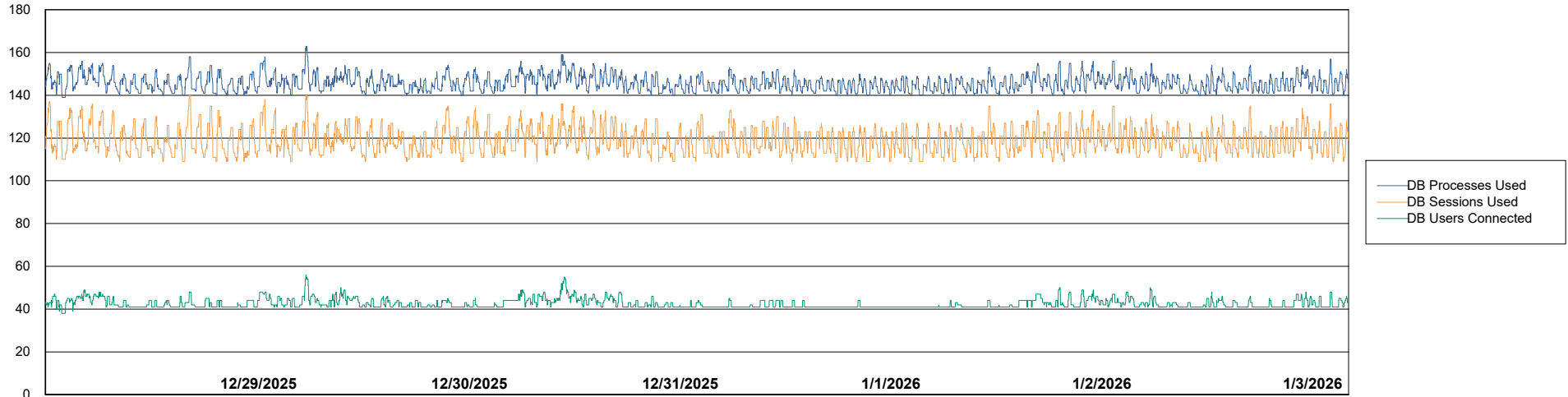


Weekly SLA Customer Report

Customer LLG_Production
Database ID 148



Database Performance LLG_ABSDB01_PROD_ABS1



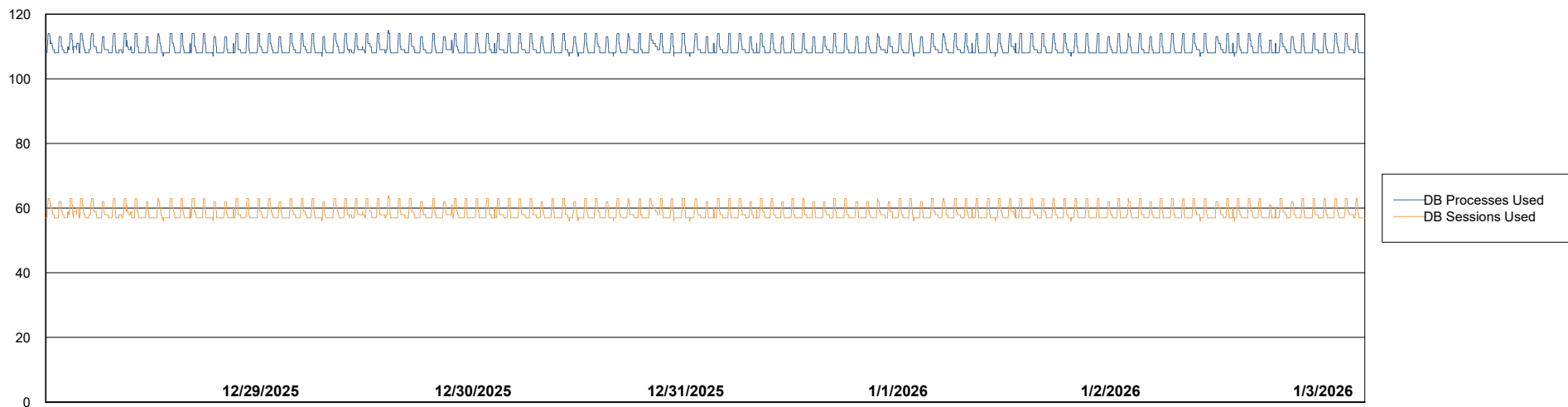
Weekly SLA Customer Report

Customer LLG_Production
Database ID 148



Database Performance LLG_ABSDB02_PROD_HSBABS1

DB Processes Max 300
DB Processes Max 0
DB Processes Max 4



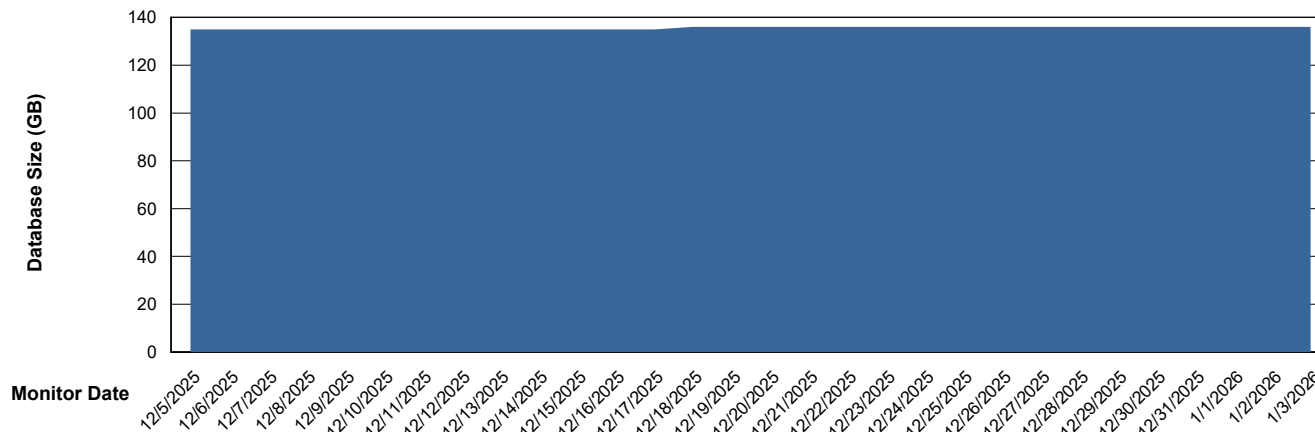
Weekly SLA Customer Report

Customer LLG_Production
Database ID 148




DATABASE SIZE LLG_ABSBI01_BI_PROD_ABS1

Database growth over last month



DATABASE SIZE LLG_ABSDB01_PROD_ABS1

Database growth over last month



Weekly SLA Customer Report

Customer LLG_Production
 Database ID 148



Database Tablespace LLG_ABSBI01_BI_PROD_ABS1

Date	Tablespace Name	Filesize (Gb)	Usedsize (Gb)	Percentage free
1/3/2026	ABSDATA	73	56	24
	INDX	94	72	24
1/2/2026	ABSDATA	73	56	24
	INDX	94	72	24
1/1/2026	ABSDATA	73	56	24
	INDX	94	72	24
12/31/2025	ABSDATA	73	56	24
	INDX	94	72	24
12/30/2025	ABSDATA	73	56	24
	INDX	94	72	24
12/29/2025	ABSDATA	66	55	16
	INDX	90	72	21
12/28/2025	ABSDATA	66	55	16
	INDX	90	72	21

Weekly SLA Customer Report

Customer LLG_Production
 Database ID 148



Database Tablespace LLG_ABSD01_PROD_ABS1

Date	Tablespace Name	Filesize (Gb)	Usedsize (Gb)	Percentage free
1/3/2026	ABSDATA	202	162	20
	INDX	266	220	17
1/2/2026	ABSDATA	202	162	20
	INDX	266	220	17
1/1/2026	ABSDATA	202	162	20
	INDX	266	220	17
12/31/2025	ABSDATA	202	162	20
	INDX	266	220	17
12/30/2025	ABSDATA	202	162	20
	INDX	266	220	17
12/29/2025	ABSDATA	202	162	20
	INDX	266	219	17
12/28/2025	ABSDATA	202	162	20
	INDX	261	219	16

BI Status and last ETL error for LLG_ABSBI01_BI_PROD_ABS1

	Mon 29/12/2025	Tue 30/12/2025	Wed 31/12/2025	Thu 1/1/2026	Fri 2/1/2026	Sat 3/1/2026
ABS DataWarehouse ETL Health	OK	OK	OK	OK	OK	OK
ABS DWHStaging ETL Health	OK	OK	OK	OK	OK	OK

Weekly SLA Customer Report

Customer LLG_Production
Database ID 148



BI last ETL error for	LLG_ABSBI01_BI_PROD_ABS1
-----------------------	--------------------------

Fri, 2-01-2026	None
Tue, 30-12-2025	None
Sun, 28-12-2025	None
Sun, 28-12-2025	None
Thu, 1-01-2026	None
Thu, 1-01-2026	None
Mon, 29-12-2025	None
Wed, 31-12-2025	None
Tue, 30-12-2025	None
Sat, 3-01-2026	None
Fri, 2-01-2026	None
Mon, 29-12-2025	None
Sat, 3-01-2026	None
Wed, 31-12-2025	None


Weekly SLA Customer Report

Customer LLG_Production
Database ID 148



Standby Database Health LLG_Production

Recovery lag for last 7 days



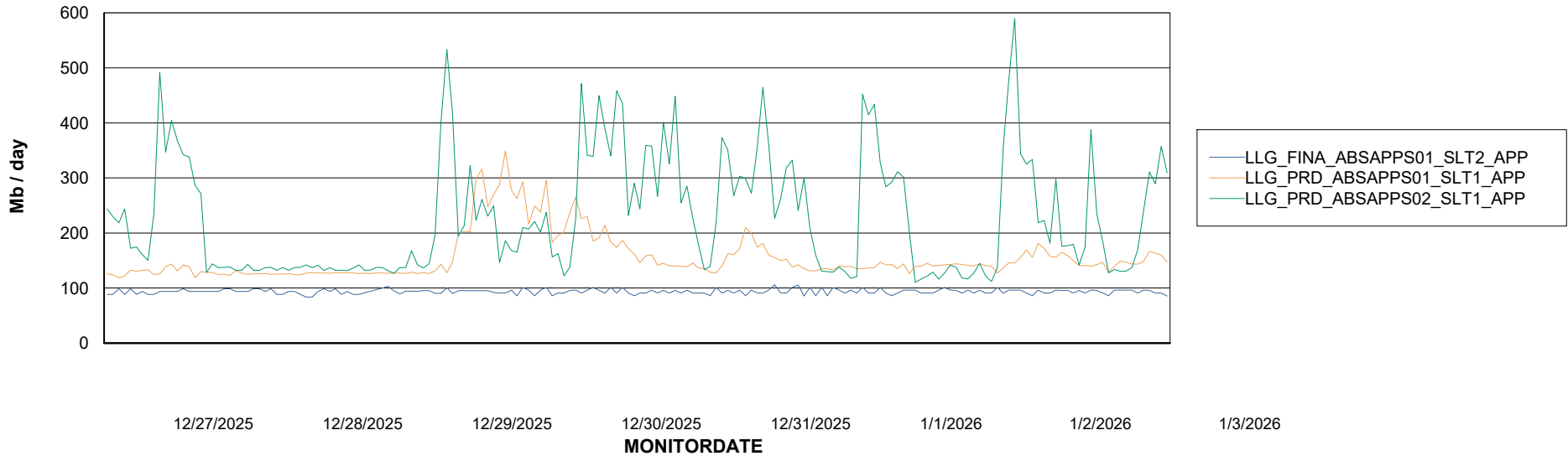
Weekly SLA Customer Report

Customer LLG_Production
Database ID 148

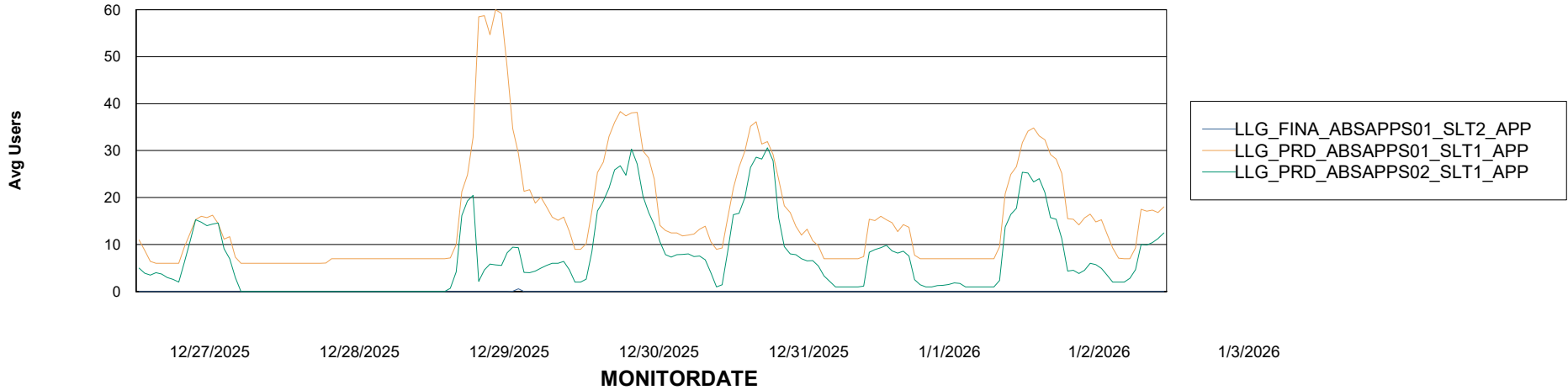


ABSSolute Application Server Services

Avg memory used per ABS Server Service



Avg users per day per ABS server



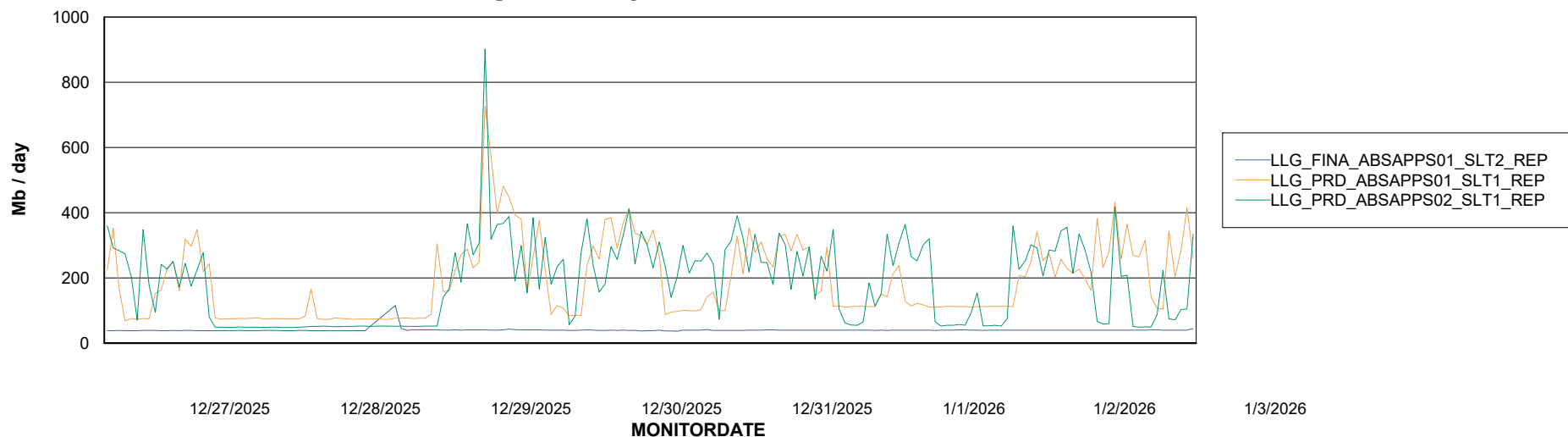
Weekly SLA Customer Report

Customer LLG_Production
 Database ID 148



ABSSolute Application ReportServer Services

Avg memory used per ReportServer Service



Disaster per ABS component

