

# Weekly SLA Customer Report

Customer GLG\_Production  
Database ID 221



## Harddisk Usage GLG\_PRD\_GLGSABSORDS01

	Free disk space on C: (%)	Total disk space on C: (Gb)	Used disk space on C: (Gb)
1/3/2026	60	99	40
1/2/2026	60	99	40
1/1/2026	60	99	40
12/31/2025	59	99	40
12/30/2025	59	99	40
12/29/2025	61	99	39
12/28/2025	63	99	36

## Harddisk Usage GLG\_PRD\_GLGSPABSAIO01

	Free disk space on C: (%)	Total disk space on C: (Gb)	Used disk space on C: (Gb)	Free disk space on D: (%)	Total disk space on D: (Gb)	Used disk space on D: (Gb)	Free disk space on E: (%)	Total disk space on E: (Gb)	Used disk space on E: (Gb)
1/3/2026	22	105	81	23	350	270	84	300	47
1/2/2026	22	105	82	23	350	270	83	300	50
1/1/2026	22	105	82	23	350	270	84	300	49
12/31/2025	22	105	82	23	350	270	84	300	49
12/30/2025	22	105	82	23	350	270	84	300	49
12/29/2025	23	105	80	23	350	270	84	300	49
12/28/2025	24	105	79	23	350	270	84	300	48

# Weekly SLA Customer Report

Customer GLG\_Production  
Database ID 221



## Harddisk Usage GLG\_PRD\_GLGSPABSBI2

	Free disk space on C: (%)	Total disk space on C: (Gb)	Used disk space on C: (Gb)	Free disk space on D: (%)	Total disk space on D: (Gb)	Used disk space on D: (Gb)
1/3/2026	21	150	118	37	350	222
1/2/2026	21	150	119	36	350	222
1/1/2026	21	150	119	37	350	222
12/31/2025	21	150	119	36	350	223
12/30/2025	21	150	119	36	350	222
12/29/2025	21	150	119	36	350	223
12/28/2025	21	150	118	36	350	222

## Harddisk Usage GLG\_PRD\_GLGSSABSAI001

	Free disk space on C: (%)	Total disk space on C: (Gb)	Used disk space on C: (Gb)	Free disk space on D: (%)	Total disk space on D: (Gb)	Used disk space on D: (Gb)	Free disk space on E: (%)	Total disk space on E: (Gb)	Used disk space on E: (Gb)
1/3/2026	21	90	70	35	900	586	79	300	64
1/2/2026	22	90	70	35	900	586	79	300	64
1/1/2026	25	90	67	35	900	586	79	300	63
12/31/2025	24	90	68	35	900	586	79	300	63
12/30/2025	24	90	68	35	900	586	79	300	63
12/29/2025	17	90	74	35	900	586	79	300	63
12/28/2025	19	90	73	35	900	585	79	300	62

# Weekly SLA Customer Report

Customer GLG\_Production  
Database ID 221



Harddisk Usage GLG\_PRD\_GLGSSABSWEB01

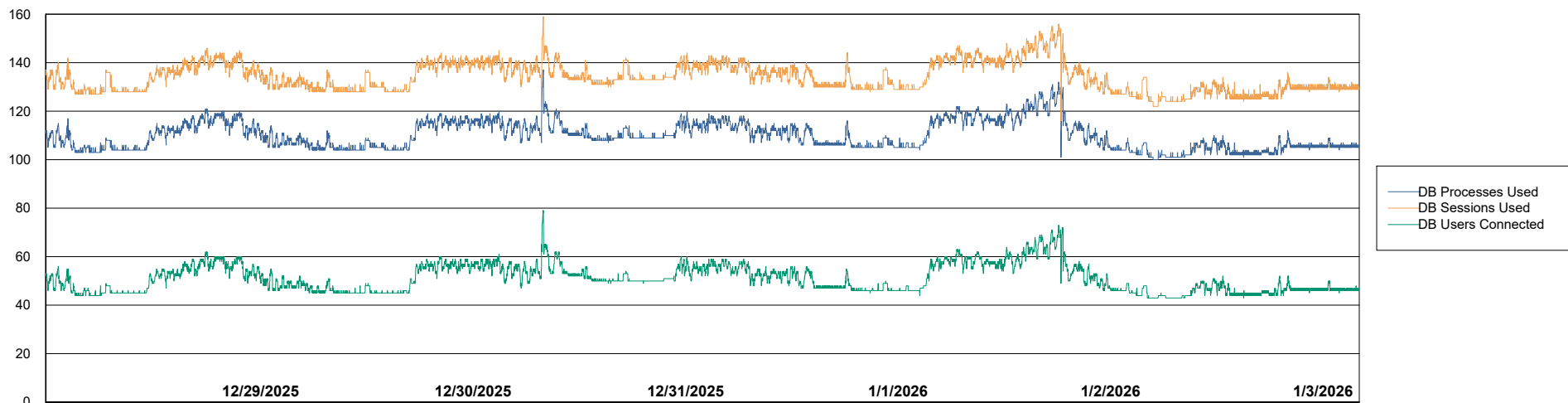
	Free disk space on C: (%)	Total disk space on C: (Gb)	Used disk space on C: (Gb)
1/3/2026	24	70	53
1/2/2026	24	70	53
1/1/2026	24	70	53
12/31/2025	24	70	53
12/30/2025	24	70	53
12/29/2025	26	70	51
12/28/2025	27	70	51

# Weekly SLA Customer Report

Customer GLG\_Production  
Database ID 221



Database Performance GLG\_PRD\_GLGSPABSAIO01\_ABS1

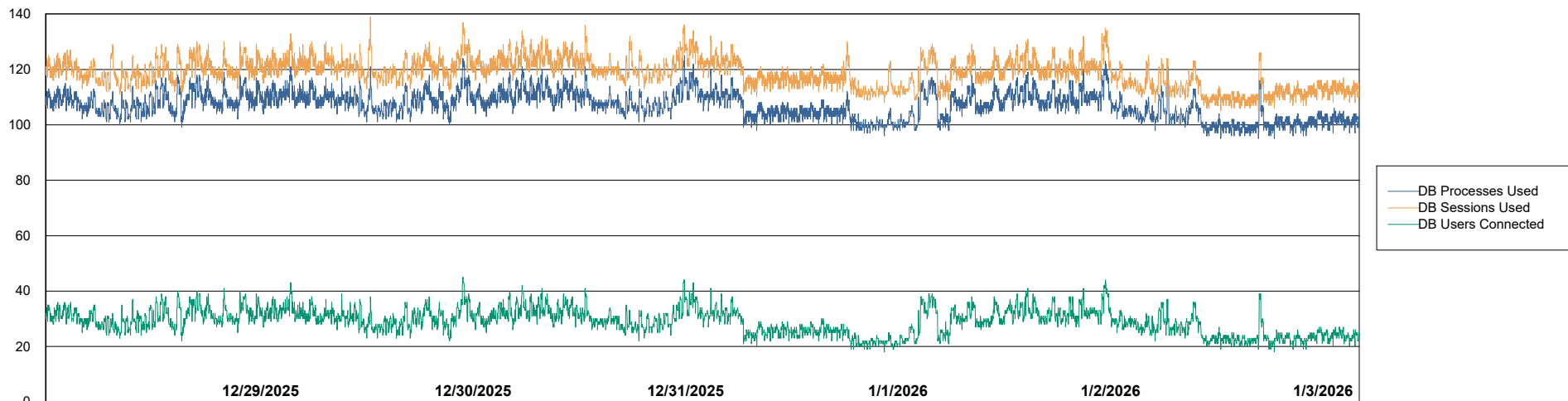


# Weekly SLA Customer Report

Customer GLG\_Production  
Database ID 221



Database Performance GLG\_PRD\_GLGSPABSBI2\_ABS1



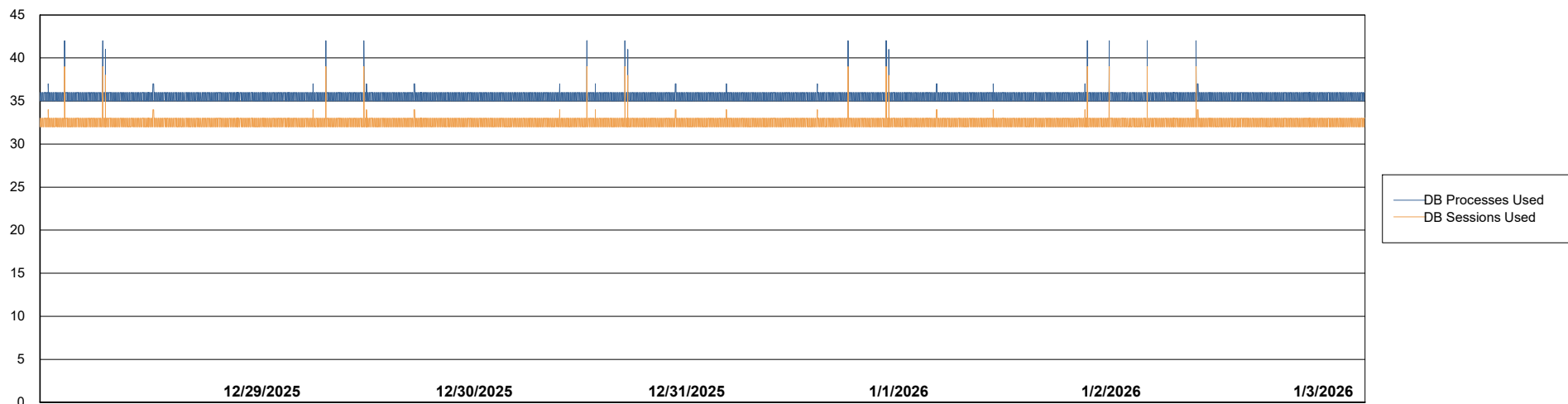
# Weekly SLA Customer Report

Customer GLG\_Production  
Database ID 221



Database Performance GLG\_PRD\_GLGSSABSAIO01\_HSBABS1

DB Processes Max 1,000



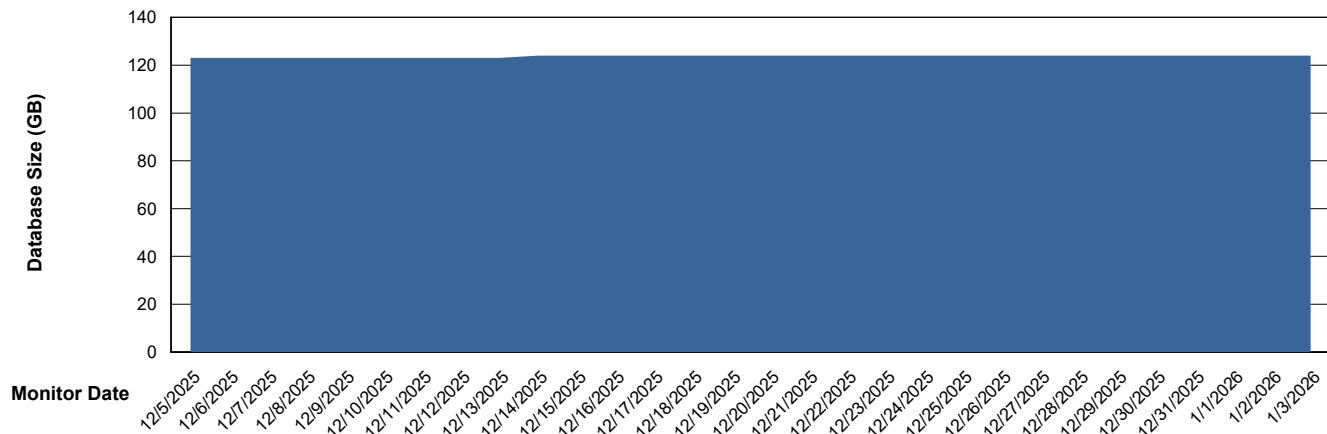
# Weekly SLA Customer Report

Customer GLG\_Production  
Database ID 221



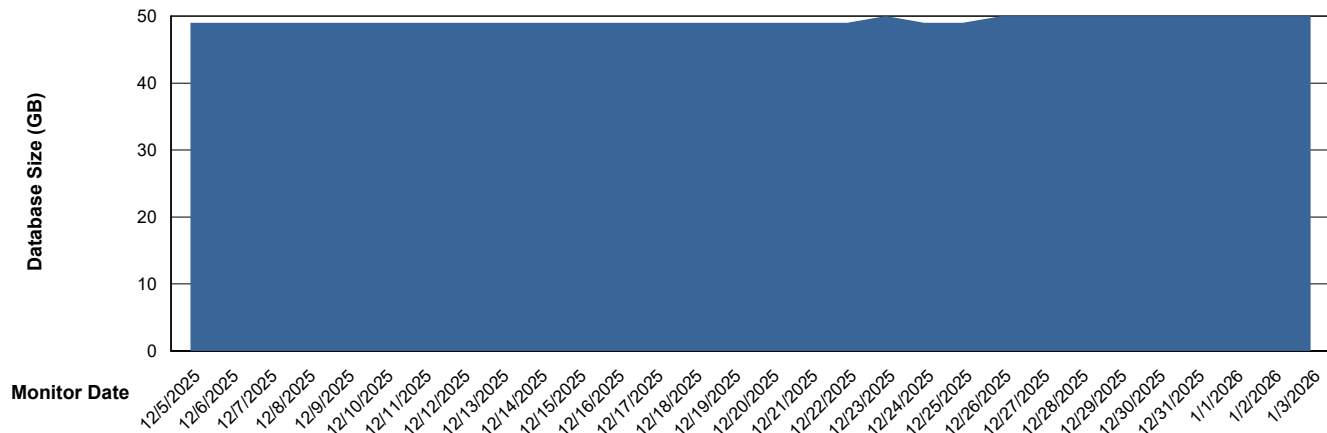
DATABASE SIZE GLG\_PRD\_GLGSPABSAIO01\_ABS1

### Database growth over last month



DATABASE SIZE GLG\_PRD\_GLGSPABSBI2\_ABS1

### Database growth over last month



# Weekly SLA Customer Report

Customer GLG\_Production  
 Database ID 221



Database Tablespace GLG\_PRD\_GLGSPABSAIO01\_ABS1

Date	Tablespace Name	Filesize (Gb)	Usedsize (Gb)	Percentage free
1/3/2026	ABSDATA	106	89	16
	INDX	32	22	31
1/2/2026	ABSDATA	106	89	16
	INDX	32	22	31
1/1/2026	ABSDATA	106	89	16
	INDX	32	22	31
12/31/2025	ABSDATA	106	89	16
	INDX	32	22	31
12/30/2025	ABSDATA	106	89	16
	INDX	32	22	31
12/29/2025	ABSDATA	106	89	16
	INDX	32	22	31
12/28/2025	ABSDATA	106	89	16
	INDX	32	22	31

# Weekly SLA Customer Report

Customer GLG\_Production  
 Database ID 221



Database Tablespace GLG\_PRD\_GLGSPABSBI2\_ABS1

Date	Tablespace Name	Filesize (Gb)	Usedsize (Gb)	Percentage free
1/3/2026	ABSDATA	55	22	59
	INDX	54	13	76
1/2/2026	ABSDATA	55	22	59
	INDX	54	13	76
1/1/2026	ABSDATA	55	22	59
	INDX	54	13	76
12/31/2025	ABSDATA	55	22	59
	INDX	54	13	76
12/30/2025	ABSDATA	55	22	59
	INDX	54	13	76
12/29/2025	ABSDATA	55	22	59
	INDX	54	13	76
12/28/2025	ABSDATA	55	22	60
	INDX	54	13	76

BI last ETL error for GLG\_PRD\_GLGSPABSBI2\_ABS1

Wed, 31-12-2025	None
Fri, 2-01-2026	None
Sat, 3-01-2026	None
Mon, 29-12-2025	None
Tue, 30-12-2025	None
Thu, 1-01-2026	None
Sun, 28-12-2025	None

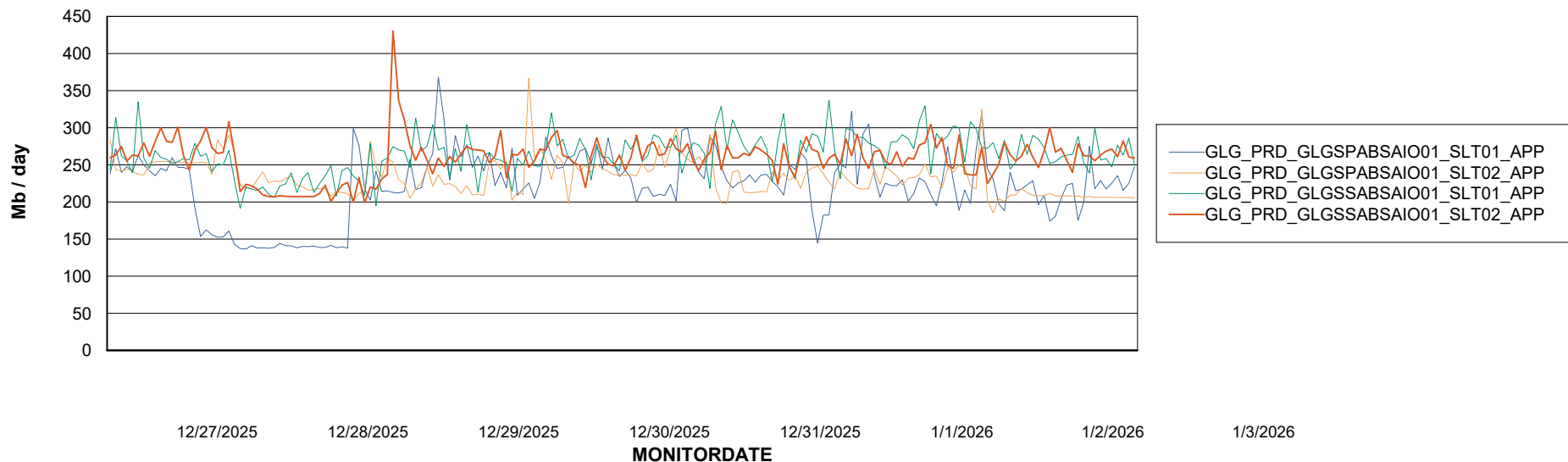
# Weekly SLA Customer Report

Customer GLG\_Production  
Database ID 221

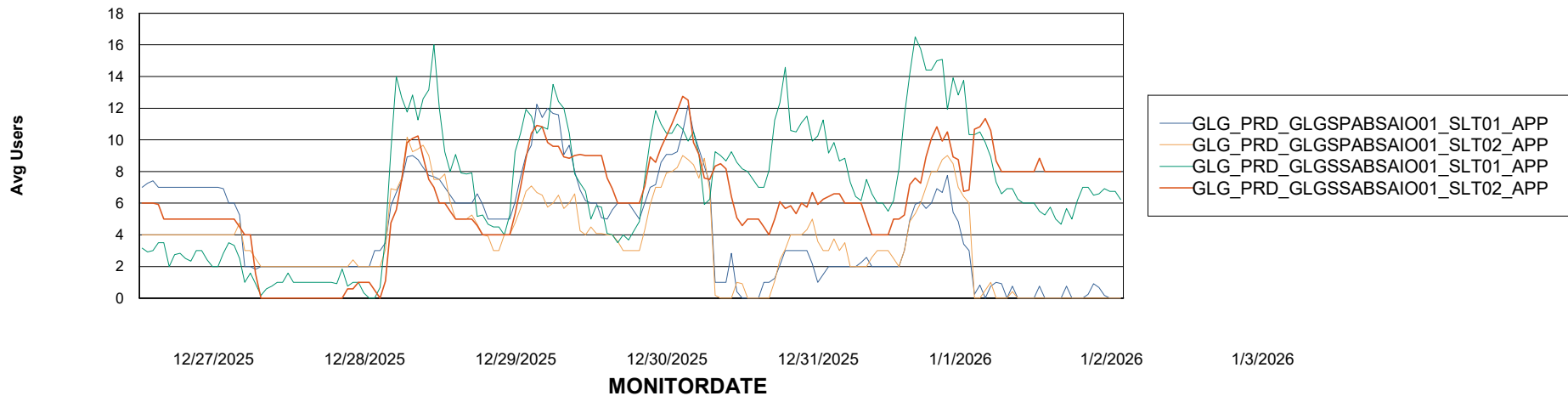


## ABSSolute Application Server Services

### Avg memory used per ABS Server Service



### Avg users per day per ABS server



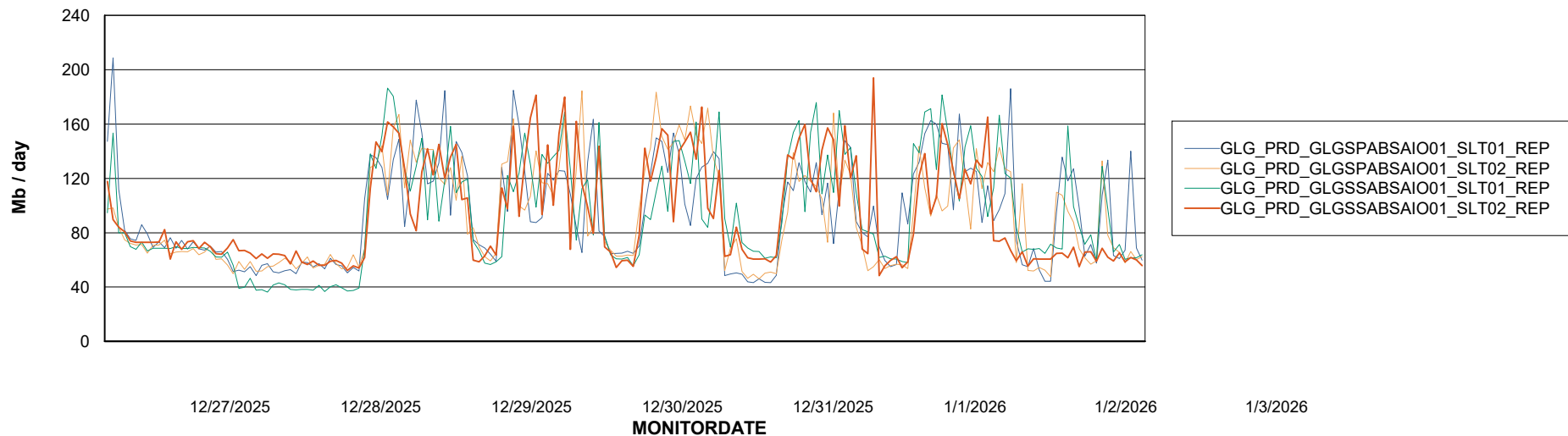
# Weekly SLA Customer Report

Customer GLG\_Production  
Database ID 221



## ABSSolute Application ReportServer Services

### Avg memory used per ReportServer Service



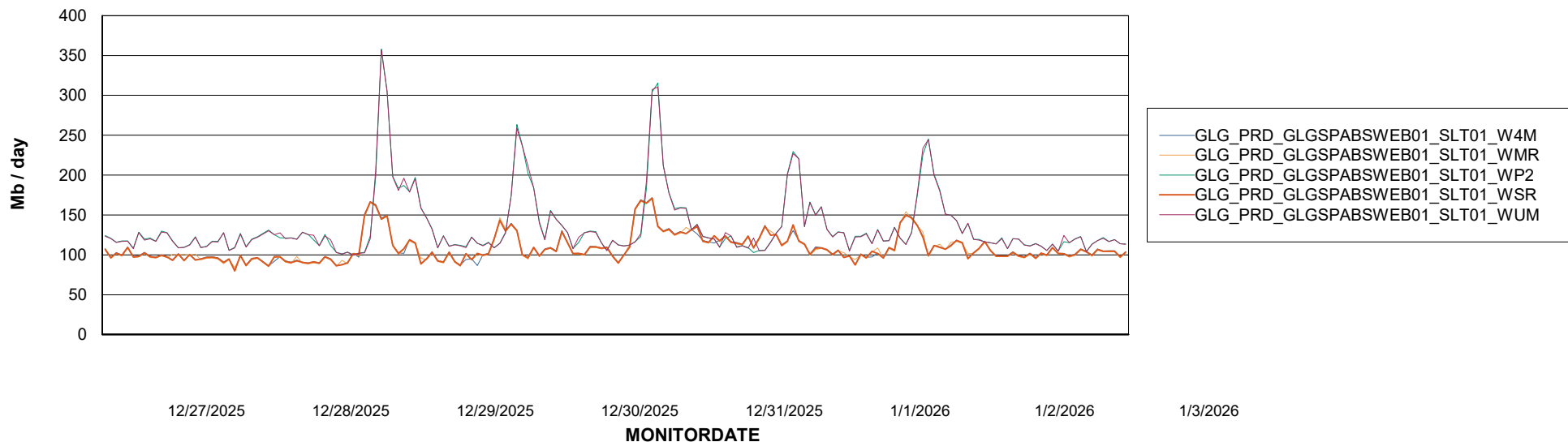
# Weekly SLA Customer Report

Customer GLG\_Production  
Database ID 221



## ABSolute Web Component Services

### Avg memory used per ABS Web component



# Weekly SLA Customer Report

Customer GLG\_Production  
Database ID 221



### Disaster per ABS component

