

Weekly SLA Customer Report

Customer BNL_Production
 Database ID 83



Harddisk Usage BNL_PRD_BSNLP-VM-ABSD02

	Free disk space on C: (%)	Total disk space on C: (Gb)	Used disk space on C: (Gb)	Free disk space on D: (%)	Total disk space on D: (Gb)	Used disk space on D: (Gb)	Free disk space on E: (%)	Total disk space on E: (Gb)	Used disk space on E: (Gb)	Free disk space on F: (%)
1/3/2026	50	127	64	69	1,512	469	86	500	71	80
1/2/2026	50	127	64	72	1,512	421	87	500	63	80
1/1/2026	50	127	64	71	1,512	432	87	500	64	80
12/31/2025	50	127	64	69	1,512	464	87	500	66	80
12/30/2025	50	127	64	72	1,512	428	88	500	58	80
12/29/2025	50	127	64	69	1,512	462	89	500	56	80
12/28/2025	50	127	64	73	1,512	415	90	500	50	80

Harddisk Usage BNL_PRD_BSNLP-VM-ABSD03

	Free disk space on C: (%)	Total disk space on C: (Gb)	Used disk space on C: (Gb)	Free disk space on D: (%)	Total disk space on D: (Gb)	Used disk space on D: (Gb)	Free disk space on E: (%)	Total disk space on E: (Gb)	Used disk space on E: (Gb)	Free disk space on F: (%)
1/3/2026	50	127	63	78	1,512	338	78	500	109	80
1/2/2026	50	127	63	80	1,512	300	79	500	107	80
1/1/2026	50	127	63	80	1,512	299	79	500	107	80
12/31/2025	50	127	63	80	1,512	297	79	500	107	80
12/30/2025	50	127	63	80	1,512	296	78	500	110	80
12/29/2025	50	127	63	80	1,512	295	78	500	111	80
12/28/2025	50	127	63	80	1,512	295	78	500	108	80

Weekly SLA Customer Report

Customer BNL_Production
 Database ID 83



Harddisk Usage BNL_PRD_BSNLP-VM-ABSO01

	Free disk space on C: (%)	Total disk space on C: (Gb)	Used disk space on C: (Gb)	Free disk space on D: (%)	Total disk space on D: (Gb)	Used disk space on D: (Gb)
1/3/2026	90	255	25	88	16	2
1/2/2026	90	255	25	88	16	2
1/1/2026	90	255	25	88	16	2
12/31/2025	90	255	25	88	16	2
12/30/2025	90	255	25	88	16	2
12/29/2025	90	255	25	88	16	2
12/28/2025	90	255	25	88	16	2

Harddisk Usage BNL_PRD_bsnlp-vm-absw01

	Free disk space on C: (%)	Total disk space on C: (Gb)	Used disk space on C: (Gb)	Free disk space on D: (%)	Total disk space on D: (Gb)	Used disk space on D: (Gb)	Free disk space on E: (%)	Total disk space on E: (Gb)	Used disk space on E: (Gb)
1/3/2026	75	127	32	97	128	4	91	16	1
1/2/2026	75	127	32	97	128	4	91	16	1
1/1/2026	75	127	32	97	128	4	91	16	1
12/31/2025	75	127	32	97	128	4	91	16	1
12/30/2025	74	127	33	97	128	4	91	16	1
12/29/2025	73	127	34	97	128	4	91	16	1
12/28/2025	74	127	33	97	128	4	91	16	1

Weekly SLA Customer Report

Customer BNL_Production
 Database ID 83



Harddisk Usage BNL_PRD_vm-absa01

	Free disk space on C: (%)	Total disk space on C: (Gb)	Used disk space on C: (Gb)	Free disk space on D: (%)	Total disk space on D: (Gb)	Used disk space on D: (Gb)	Free disk space on E: (%)	Total disk space on E: (Gb)	Used disk space on E: (Gb)
1/3/2026	64	127	45	94	127	8	92	64	5
1/2/2026	64	127	45	94	127	8	92	64	5
1/1/2026	64	127	45	94	127	8	92	64	5
12/31/2025	64	127	45	94	127	8	92	64	5
12/30/2025	63	127	47	94	127	8	92	64	5
12/29/2025	63	127	47	94	127	8	92	64	5
12/28/2025	61	127	50	94	127	8	92	64	5

Harddisk Usage BNL_PRD_vm-absa02

	Free disk space on C: (%)	Total disk space on C: (Gb)	Used disk space on C: (Gb)	Free disk space on D: (%)	Total disk space on D: (Gb)	Used disk space on D: (Gb)	Free disk space on E: (%)	Total disk space on E: (Gb)	Used disk space on E: (Gb)
1/3/2026	70	127	38	89	127	13	92	64	5
1/2/2026	69	127	39	89	127	13	92	64	5
1/1/2026	69	127	39	89	127	13	92	64	5
12/31/2025	69	127	39	89	127	13	92	64	5
12/30/2025	69	127	39	89	127	13	92	64	5
12/29/2025	69	127	39	89	127	13	92	64	5
12/28/2025	69	127	40	90	127	13	92	64	5

Weekly SLA Customer Report

Customer BNL_Production
 Database ID 83



Harddisk Usage BNL_PRD_vm-absa03

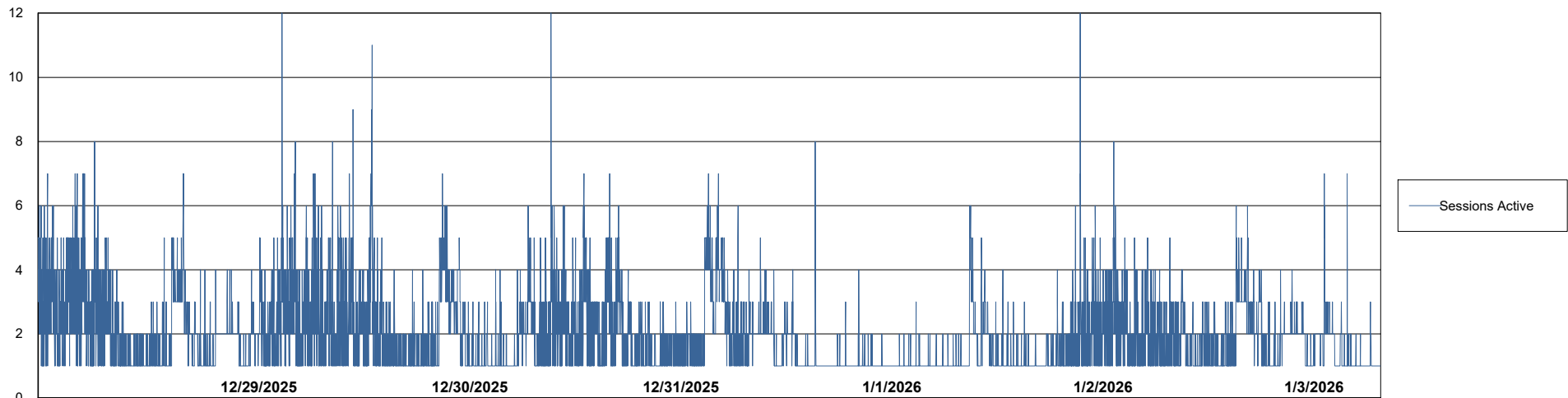
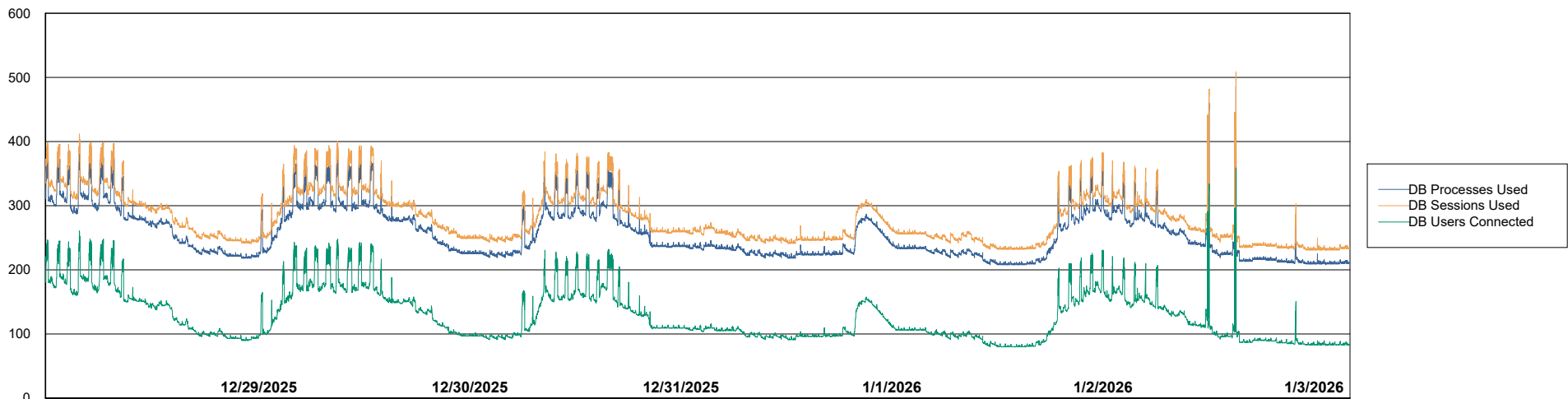
	Free disk space on C: (%)	Total disk space on C: (Gb)	Used disk space on C: (Gb)	Free disk space on D: (%)	Total disk space on D: (Gb)	Used disk space on D: (Gb)	Free disk space on E: (%)	Total disk space on E: (Gb)	Used disk space on E: (Gb)
1/3/2026	56	127	55	61	127	50	92	64	5
1/2/2026	56	127	55	61	127	50	92	64	5
1/1/2026	56	127	55	61	127	50	92	64	5
12/31/2025	56	127	55	61	127	50	92	64	5
12/30/2025	56	127	56	61	127	50	92	64	5
12/29/2025	55	127	57	61	127	50	92	64	5
12/28/2025	56	127	56	61	127	50	92	64	5

Weekly SLA Customer Report

Customer BNL_Production
Database ID 83



Database Performance BNLDB_Production



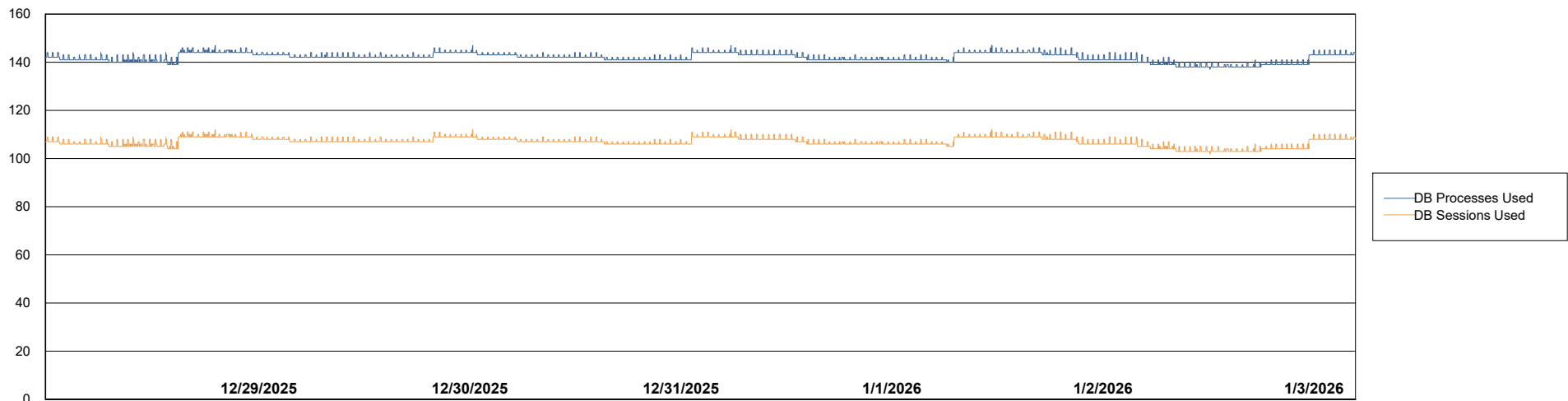
Weekly SLA Customer Report

Customer BNL_Production
Database ID 83



Database Performance BNLDB_Standby

DB Processes Max 1,000
DB Processes Max 4
DB Processes Max 0



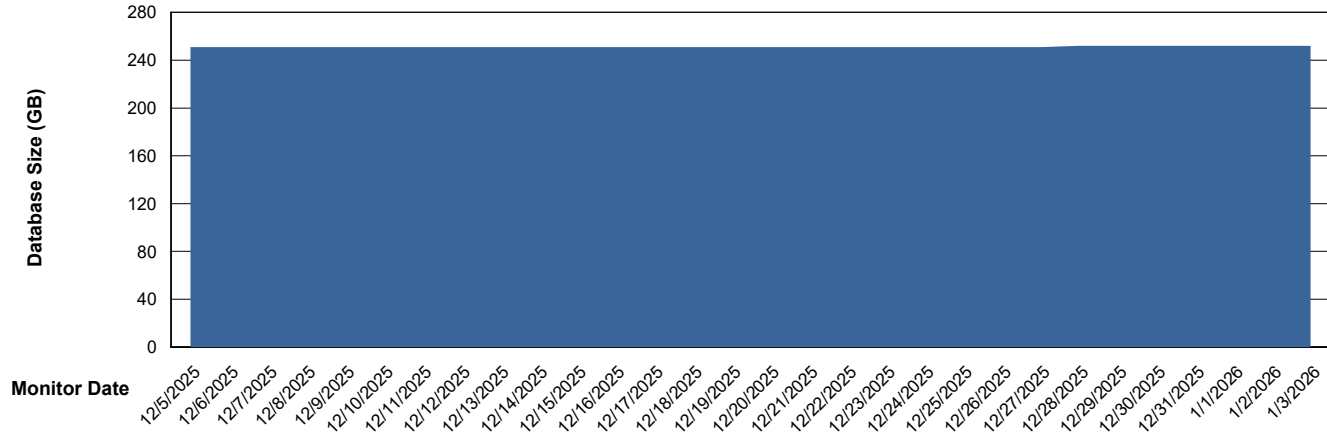
Weekly SLA Customer Report

Customer BNL_Production
 Database ID 83



DATABASE SIZE BNLDB_Production

Database growth over last month



Database Tablespace BNLDB_Production

Date	Tablespace Name	Filesize (Gb)	Usedsize (Gb)	Percentage free
1/3/2026	ABSDATA	105	71	33
	INDX	205	172	16
1/2/2026	ABSDATA	105	71	33
	INDX	205	172	16
1/1/2026	ABSDATA	105	71	33
	INDX	205	172	16
12/31/2025	ABSDATA	105	71	33
	INDX	205	172	16
12/30/2025	ABSDATA	105	70	33
	INDX	205	171	16
12/29/2025	ABSDATA	105	70	33
	INDX	205	171	16
12/28/2025	ABSDATA	105	70	33
	INDX	205	171	16


Weekly SLA Customer Report

Customer BNL_Production
Database ID 83



Standby Database Health BNL_Production

Recovery lag for last 7 days



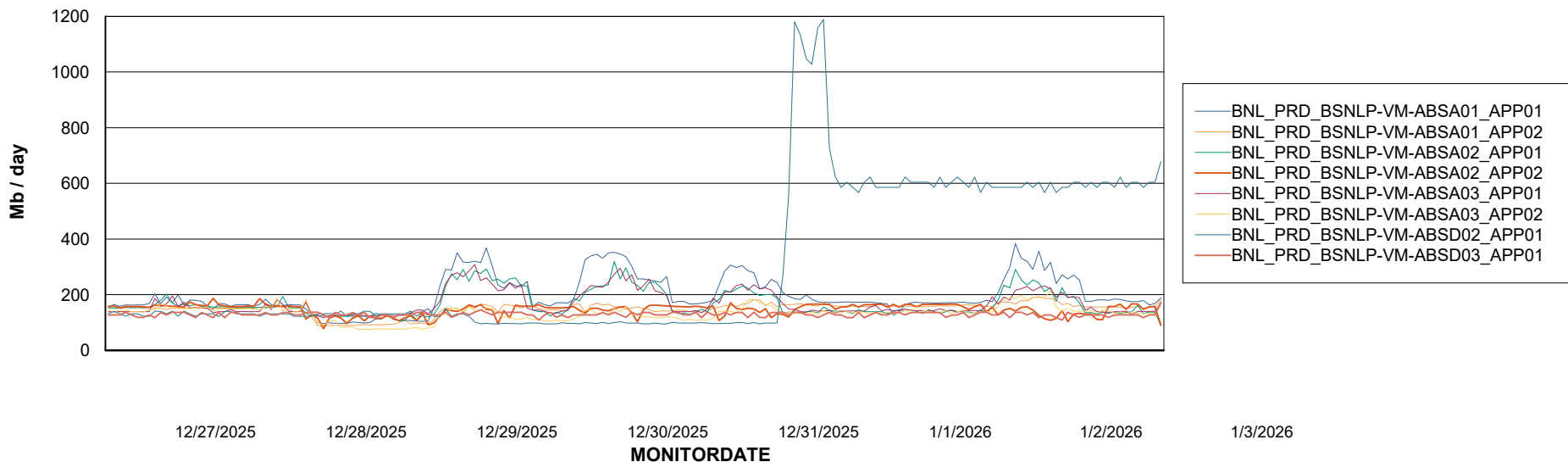
Weekly SLA Customer Report

Customer BNL_Production
Database ID 83

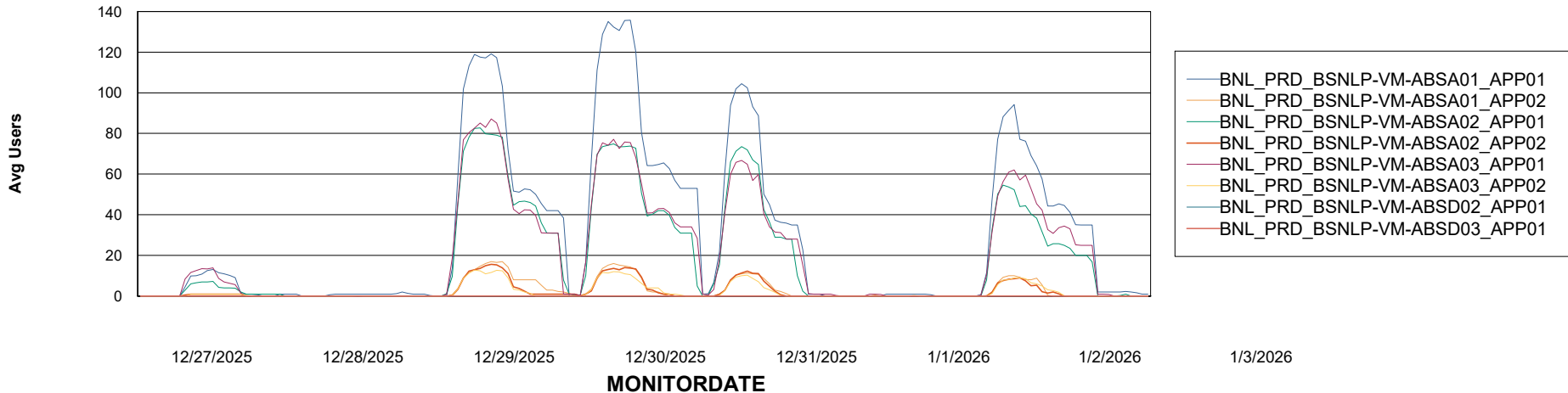


ABSSolute Application Server Services

Avg memory used per ABS Server Service



Avg users per day per ABS server



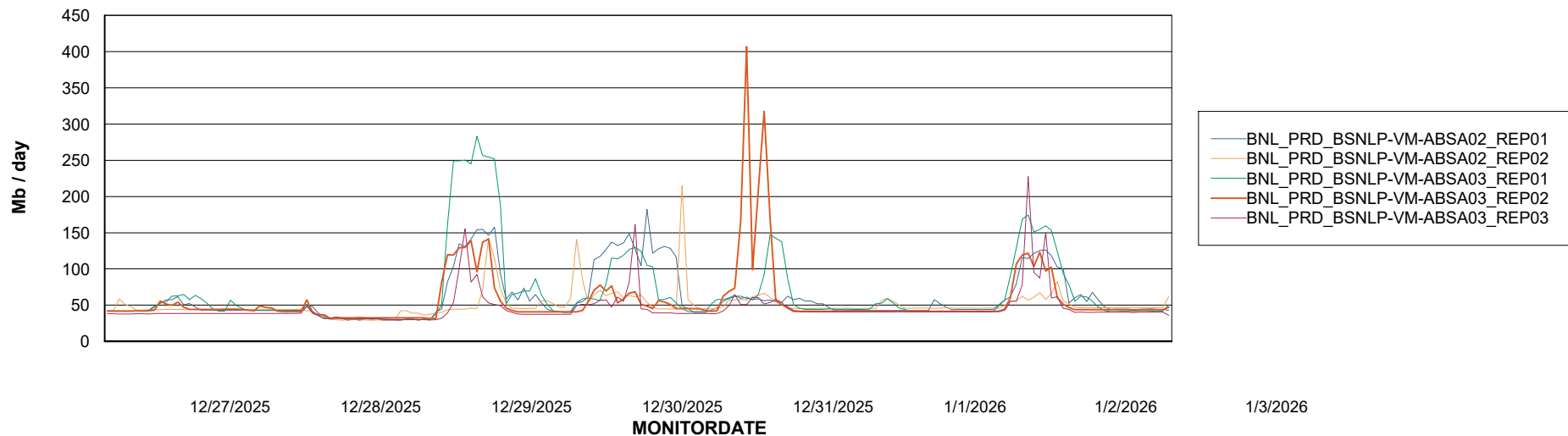
Weekly SLA Customer Report

Customer BNL_Production
Database ID 83



ABSSolute Application ReportServer Services

Avg memory used per ReportServer Service



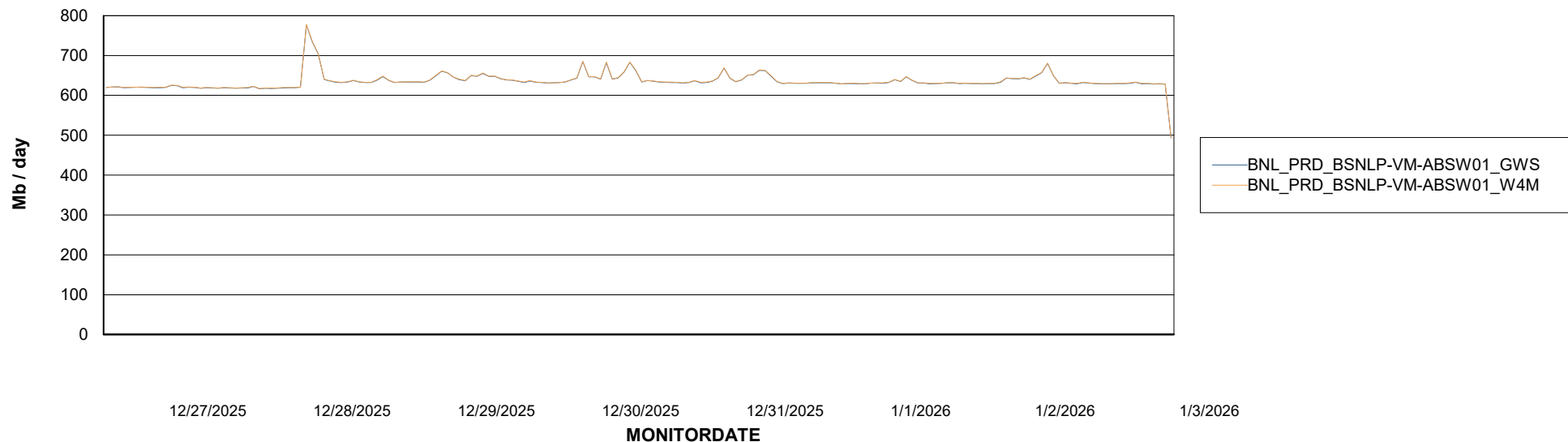
Weekly SLA Customer Report

Customer BNL_Production
Database ID 83



ABSSolute Web Component Services

Avg memory used per ABS Web component



Weekly SLA Customer Report

Customer BNL_Production
Database ID 83



Disaster per ABS component

