

Weekly SLA Customer Report

Customer BNL_Production
 Database ID 83



Harddisk Usage BNL_PRD_BSNLP-VM-ABSD02

	Free disk space on C: (%)	Total disk space on C: (Gb)	Used disk space on C: (Gb)	Free disk space on D: (%)	Total disk space on D: (Gb)	Used disk space on D: (Gb)	Free disk space on E: (%)	Total disk space on E: (Gb)	Used disk space on E: (Gb)	Free disk space on F: (%)
12/27/2025	50	127	64	69	1,512	466	86	500	68	80
12/26/2025	50	127	64	67	1,512	494	83	500	84	80
12/25/2025	50	127	64	68	1,512	477	84	500	80	80
12/24/2025	50	127	64	72	1,512	418	86	500	72	80
12/23/2025	50	127	64	71	1,512	445	86	500	72	80
12/22/2025	50	127	64	67	1,512	506	80	500	99	80
12/21/2025	50	127	64	64	1,512	545	81	500	93	80

Harddisk Usage BNL_PRD_BSNLP-VM-ABSD03

	Free disk space on C: (%)	Total disk space on C: (Gb)	Used disk space on C: (Gb)	Free disk space on D: (%)	Total disk space on D: (Gb)	Used disk space on D: (Gb)	Free disk space on E: (%)	Total disk space on E: (Gb)	Used disk space on E: (Gb)	Free disk space on F: (%)
12/27/2025	50	127	63	78	1,512	334	78	500	112	80
12/26/2025	50	127	63	75	1,512	374	77	500	117	80
12/25/2025	50	127	63	77	1,512	354	75	500	125	80
12/24/2025	50	127	63	80	1,512	298	74	500	129	80
12/23/2025	50	127	63	79	1,512	320	74	500	128	80
12/22/2025	50	127	63	75	1,512	377	74	500	131	80
12/21/2025	50	127	63	75	1,512	377	74	500	129	80

Weekly SLA Customer Report

Customer BNL_Production
 Database ID 83



Harddisk Usage BNL_PRD_BSNLP-VM-ABSO01

	Free disk space on C: (%)	Total disk space on C: (Gb)	Used disk space on C: (Gb)	Free disk space on D: (%)	Total disk space on D: (Gb)	Used disk space on D: (Gb)
12/27/2025	90	255	25	88	16	2
12/26/2025	90	255	25	88	16	2
12/25/2025	90	255	25	88	16	2
12/24/2025	90	255	25	88	16	2
12/23/2025	90	255	25	88	16	2
12/22/2025	90	255	25	88	16	2
12/21/2025	90	255	25	88	16	2

Harddisk Usage BNL_PRD_bsnlp-vm-absw01

	Free disk space on C: (%)	Total disk space on C: (Gb)	Used disk space on C: (Gb)	Free disk space on D: (%)	Total disk space on D: (Gb)	Used disk space on D: (Gb)	Free disk space on E: (%)	Total disk space on E: (Gb)	Used disk space on E: (Gb)
12/27/2025	73	127	34	97	128	4	91	16	1
12/26/2025	74	127	34	97	128	4	91	16	1
12/25/2025	74	127	34	97	128	4	91	16	1
12/24/2025	74	127	34	97	128	4	91	16	1
12/23/2025	74	127	34	97	128	4	91	16	1
12/22/2025	74	127	34	97	128	3	91	16	1
12/21/2025	74	127	33	97	128	3	91	16	1

Weekly SLA Customer Report

Customer BNL_Production
 Database ID 83



Harddisk Usage BNL_PRD_vm-absa01

	Free disk space on C: (%)	Total disk space on C: (Gb)	Used disk space on C: (Gb)	Free disk space on D: (%)	Total disk space on D: (Gb)	Used disk space on D: (Gb)	Free disk space on E: (%)	Total disk space on E: (Gb)	Used disk space on E: (Gb)
12/27/2025	66	127	44	94	127	8	92	64	5
12/26/2025	63	127	46	94	127	8	92	64	5
12/25/2025	63	127	46	94	127	8	92	64	5
12/24/2025	63	127	46	94	127	8	92	64	5
12/23/2025	63	127	46	94	127	8	92	64	5
12/22/2025	63	127	46	94	127	8	92	64	5
12/21/2025	64	127	46	94	127	7	92	64	5

Harddisk Usage BNL_PRD_vm-absa02

	Free disk space on C: (%)	Total disk space on C: (Gb)	Used disk space on C: (Gb)	Free disk space on D: (%)	Total disk space on D: (Gb)	Used disk space on D: (Gb)	Free disk space on E: (%)	Total disk space on E: (Gb)	Used disk space on E: (Gb)
12/27/2025	68	127	41	90	127	13	92	64	5
12/26/2025	68	127	41	90	127	13	92	64	5
12/25/2025	68	127	41	90	127	13	92	64	5
12/24/2025	68	127	41	90	127	13	92	64	5
12/23/2025	68	127	41	90	127	13	92	64	5
12/22/2025	65	127	44	90	127	13	92	64	5
12/21/2025	63	127	46	90	127	13	92	64	5

Weekly SLA Customer Report

Customer BNL_Production
Database ID 83



Harddisk Usage BNL_PRD_vm-absa03

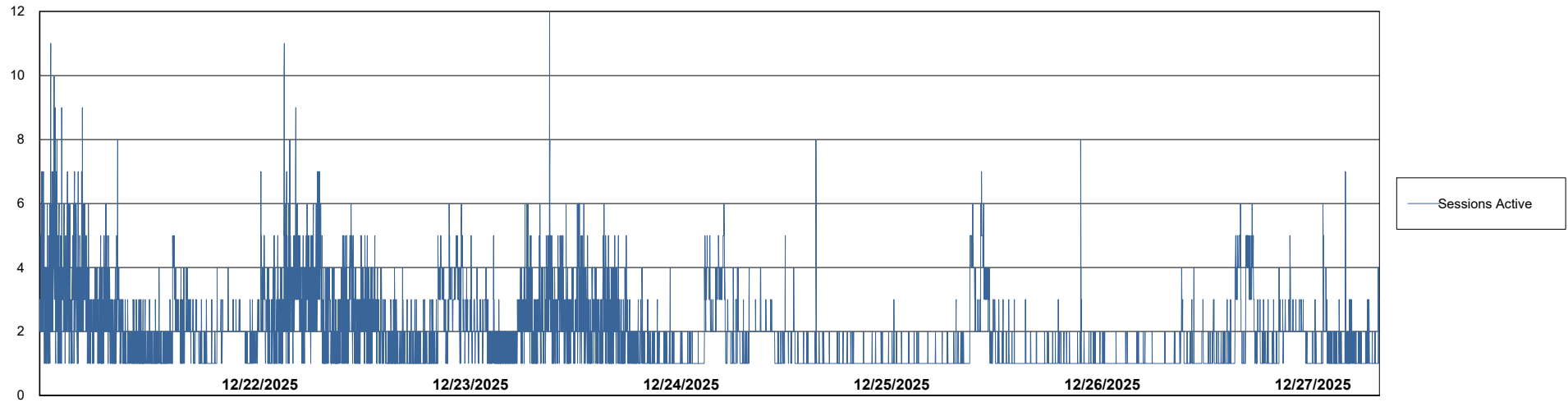
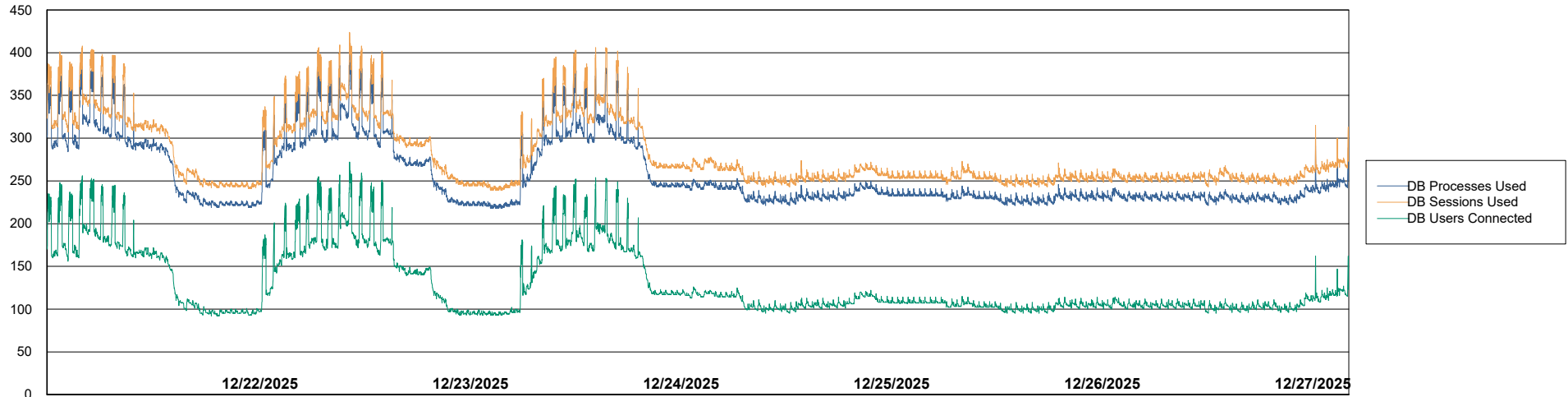
	Free disk space on C: (%)	Total disk space on C: (Gb)	Used disk space on C: (Gb)	Free disk space on D: (%)	Total disk space on D: (Gb)	Used disk space on D: (Gb)	Free disk space on E: (%)	Total disk space on E: (Gb)	Used disk space on E: (Gb)
12/27/2025	58	127	54	61	127	50	92	64	5
12/26/2025	56	127	56	61	127	50	92	64	5
12/25/2025	55	127	57	61	127	50	92	64	5
12/24/2025	55	127	57	61	127	50	92	64	5
12/23/2025	56	127	57	61	127	50	92	64	5
12/22/2025	56	127	57	61	127	50	92	64	5
12/21/2025	56	127	56	61	127	50	92	64	5

Weekly SLA Customer Report

Customer BNL_Production
Database ID 83



Database Performance BNLDB_Production



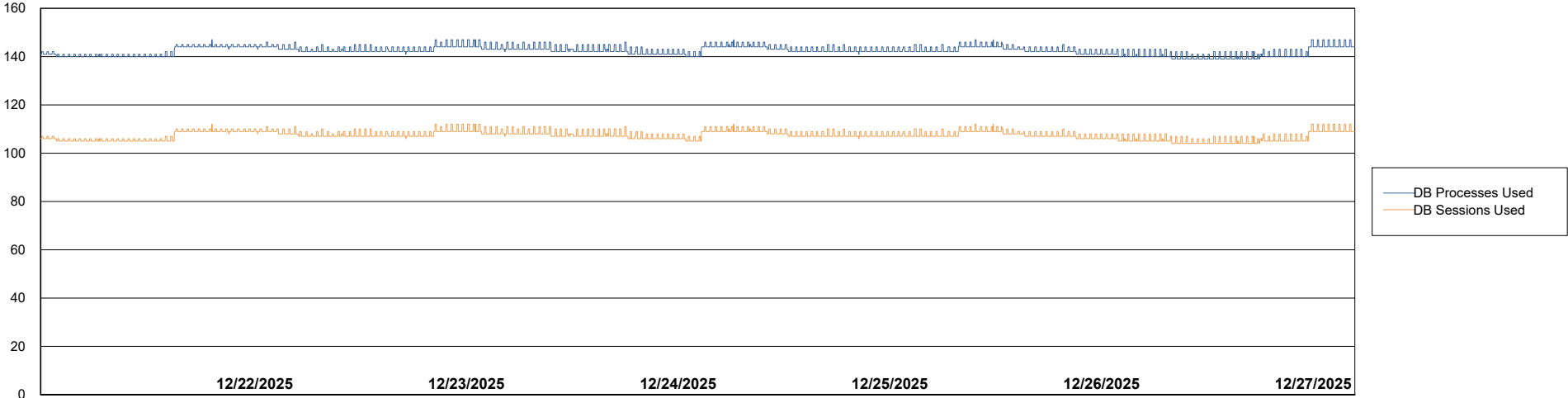
Weekly SLA Customer Report

Customer BNL_Production
Database ID 83



Database Performance BNLDB_Standby

DB Processes Max 4
DB Processes Max 1,000
DB Processes Max 0



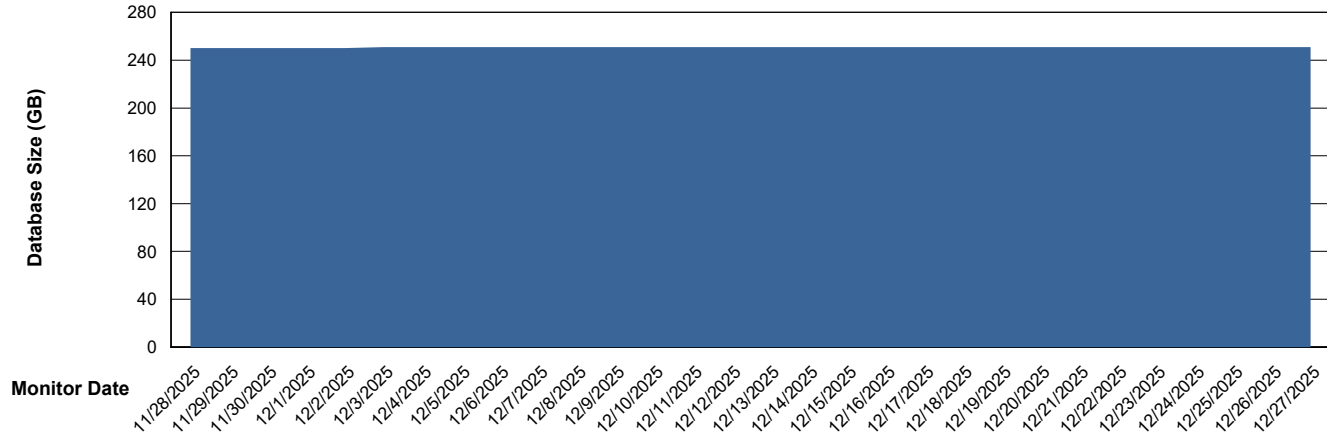
Weekly SLA Customer Report

Customer BNL_Production
 Database ID 83



DATABASE SIZE BNLDB_Production

Database growth over last month



Database Tablespace BNLDB_Production

Date	Tablespace Name	Filesize (Gb)	Usedsize (Gb)	Percentage free
12/27/2025	ABSDATA	105	70	33
	INDX	205	171	16
12/26/2025	ABSDATA	105	70	33
	INDX	205	171	16
12/25/2025	ABSDATA	105	70	33
	INDX	205	171	16
12/24/2025	ABSDATA	105	70	33
	INDX	205	171	16
12/23/2025	ABSDATA	105	70	33
	INDX	205	171	16
12/22/2025	ABSDATA	105	70	33
	INDX	205	171	16
12/21/2025	ABSDATA	105	70	33
	INDX	205	171	17


Weekly SLA Customer Report

Customer BNL_Production
Database ID 83



Standby Database Health BNL_Production

Recovery lag for last 7 days



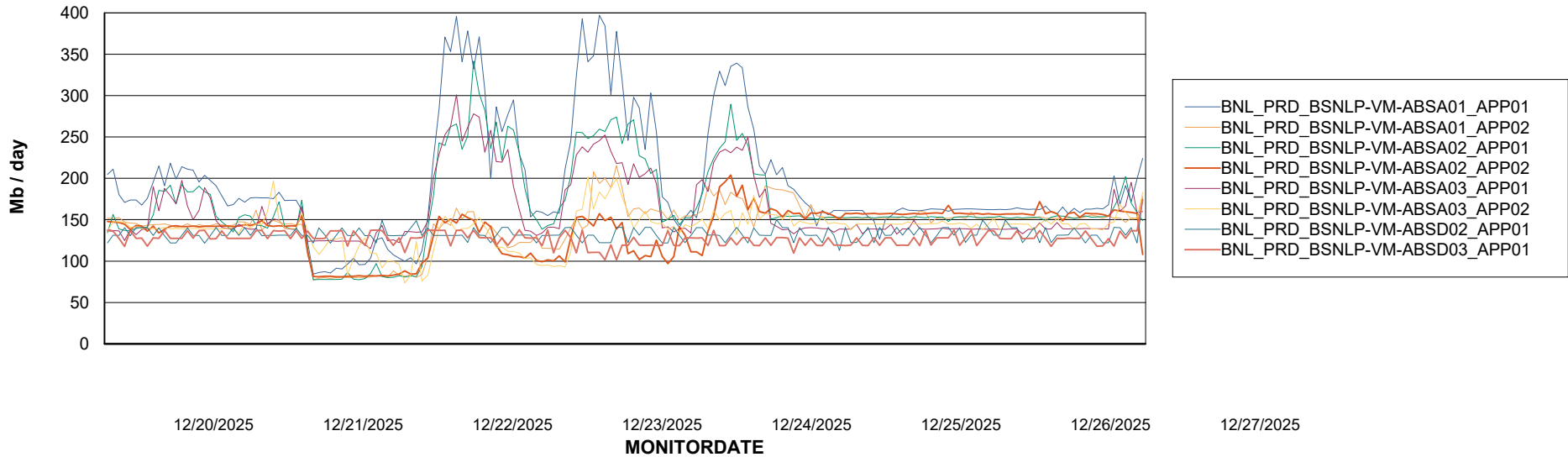
Weekly SLA Customer Report

Customer BNL_Production
Database ID 83

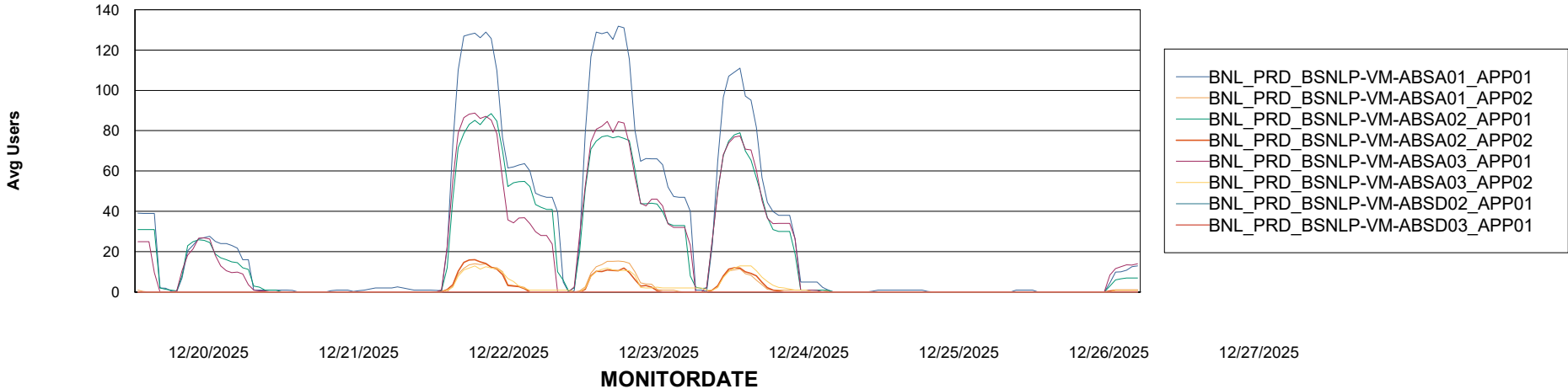


ABSSolute Application Server Services

Avg memory used per ABS Server Service



Avg users per day per ABS server



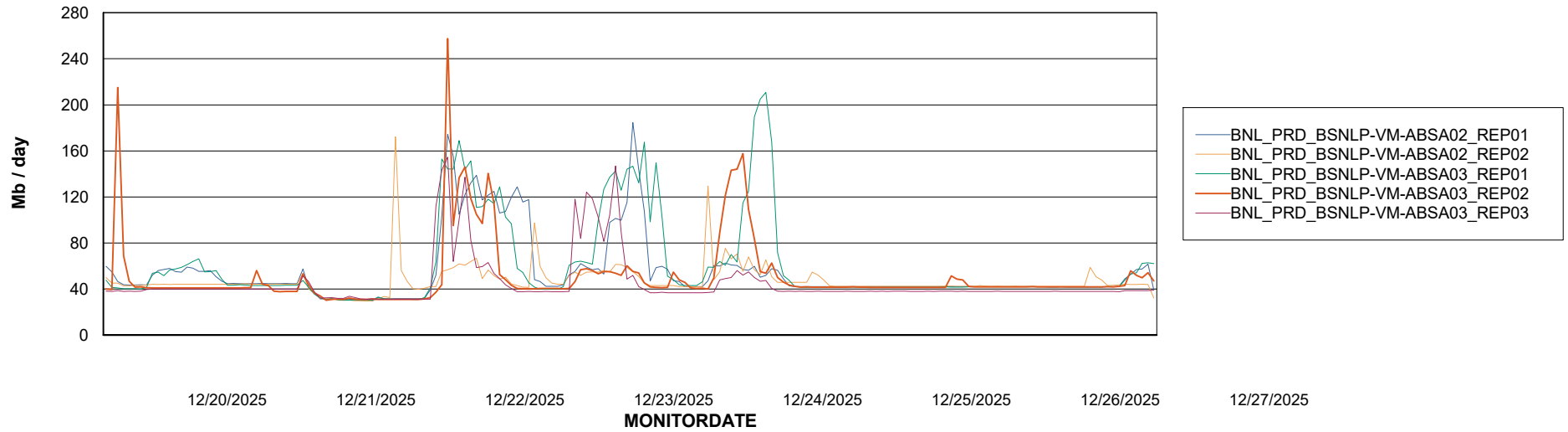
Weekly SLA Customer Report

Customer BNL_Production
Database ID 83



ABSSolute Application ReportServer Services

Avg memory used per ReportServer Service



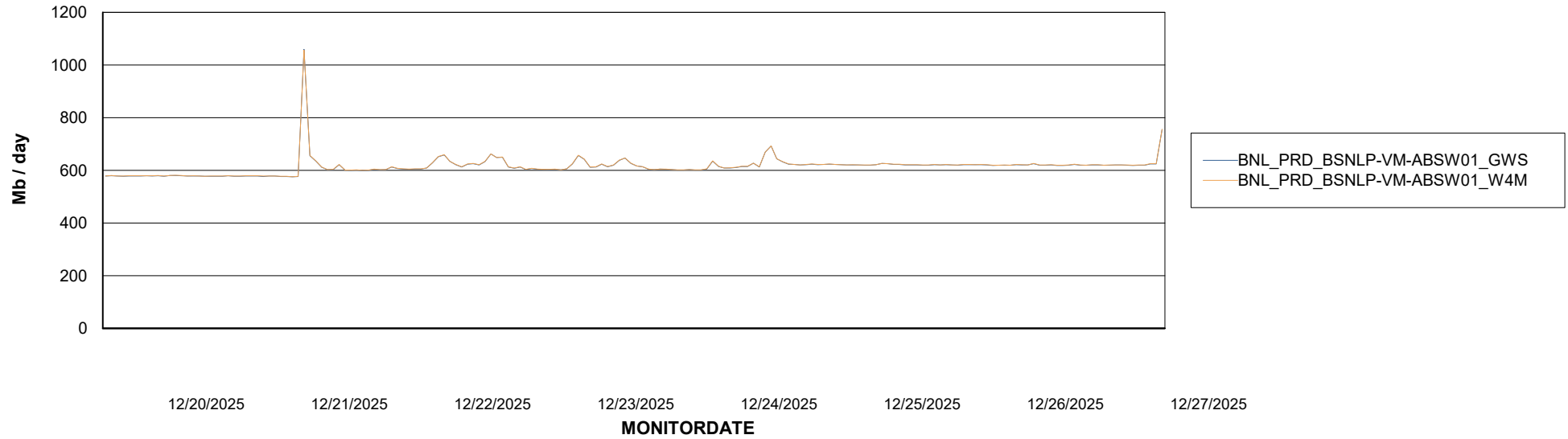
Weekly SLA Customer Report

Customer BNL_Production
Database ID 83



ABSSolute Web Component Services

Avg memory used per ABS Web component



Weekly SLA Customer Report

Customer BNL_Production
Database ID 83



Disaster per ABS component

