

Weekly SLA Customer Report

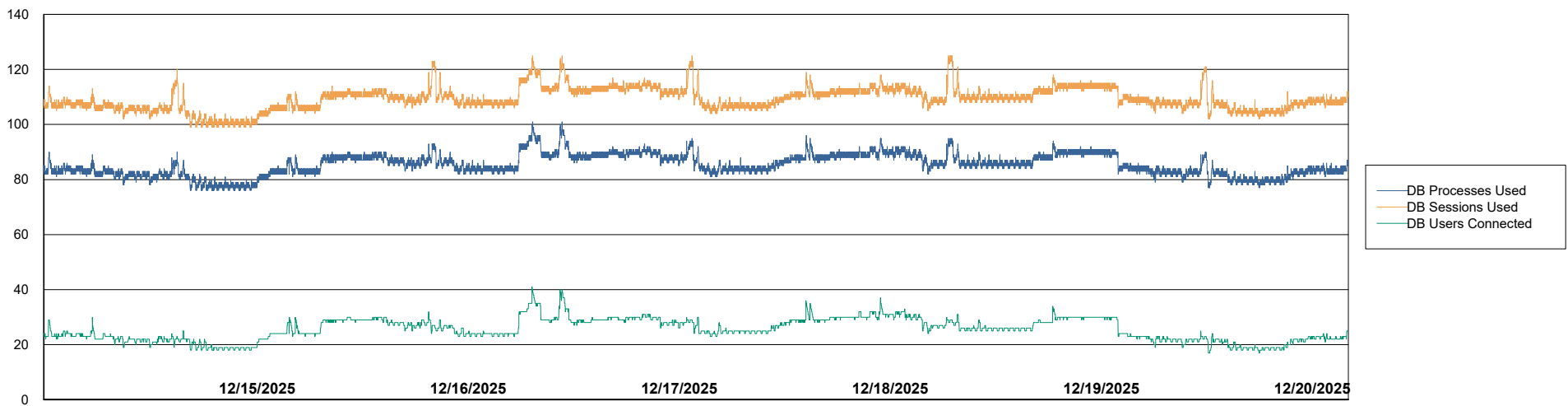
Customer RAS_Production
 Database ID 189



Harddisk Usage RAS_PRD_NEDLIN-ST-APP01

	Free disk space on C: (%)	Total disk space on C: (Gb)	Used disk space on C: (Gb)	Free disk space on D: (%)	Total disk space on D: (Gb)	Used disk space on D: (Gb)	Free disk space on E: (%)	Total disk space on E: (Gb)	Used disk space on E: (Gb)
12/20/2025	26	249	186	22	411	323	71	100	29
12/19/2025	26	249	185	22	411	323	74	100	26
12/18/2025	26	249	185	22	411	323	74	100	26
12/17/2025	26	249	184	22	411	323	74	100	26
12/16/2025	27	249	183	22	411	323	74	100	26
12/15/2025	27	249	182	22	411	323	74	100	26
12/14/2025	27	249	182	22	411	323	73	100	27

Database Performance RAS_PRD_NEDLIN-ST-APP01_ABS1



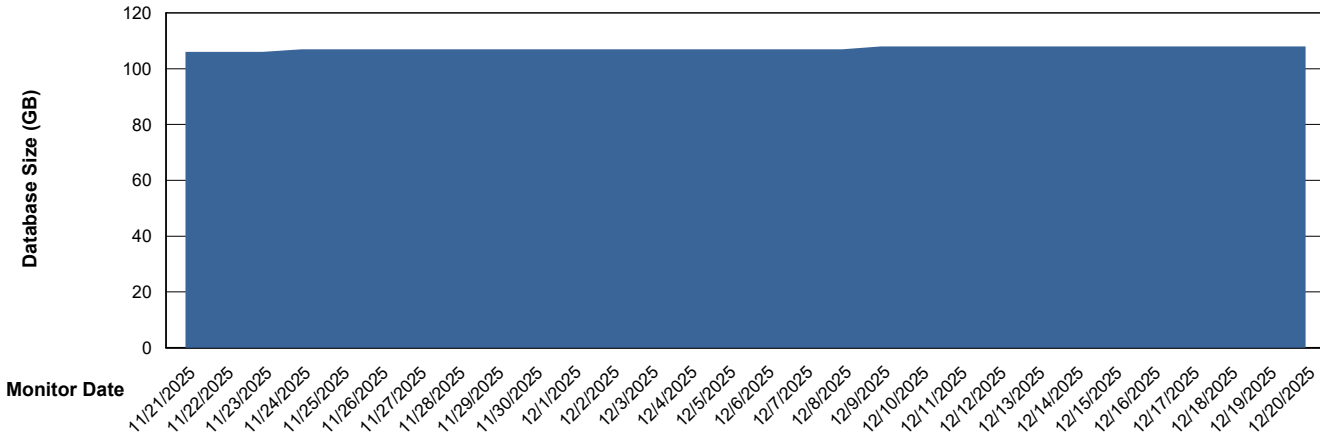
Weekly SLA Customer Report

Customer RAS_Production
 Database ID 189



DATABASE SIZE RAS_PRD_NEDLIN-ST-APP01_ABS1

Database growth over last month



Database Tablespace RAS_PRD_NEDLIN-ST-APP01_ABS1

Date	Tablespace Name	Filesize (Gb)	Usedsize (Gb)	Percentage free
12/20/2025	ABSDATA	45	25	45
	INDX	121	68	44
12/19/2025	ABSDATA	45	25	45
	INDX	121	68	44
12/18/2025	ABSDATA	45	25	45
	INDX	121	68	44
12/17/2025	ABSDATA	45	25	45
	INDX	121	68	44
12/16/2025	ABSDATA	45	25	45
	INDX	121	67	44
12/15/2025	ABSDATA	45	25	45
	INDX	121	67	44
12/14/2025	ABSDATA	45	25	45
	INDX	121	67	44

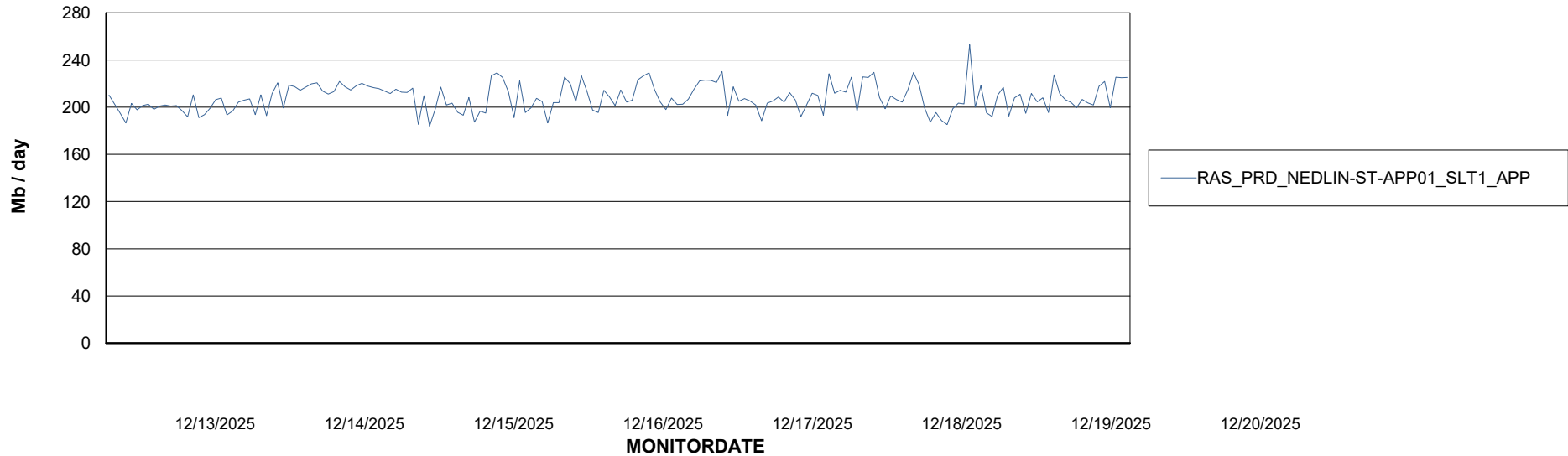
Weekly SLA Customer Report

Customer RAS_Production
Database ID 189

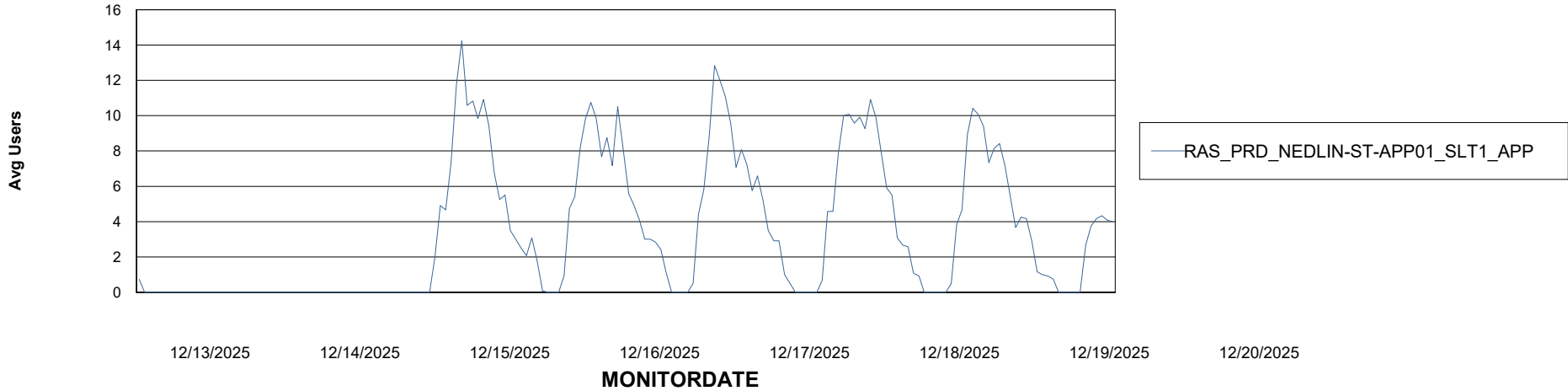


ABSSolute Application Server Services

Avg memory used per ABS Server Service



Avg users per day per ABS server



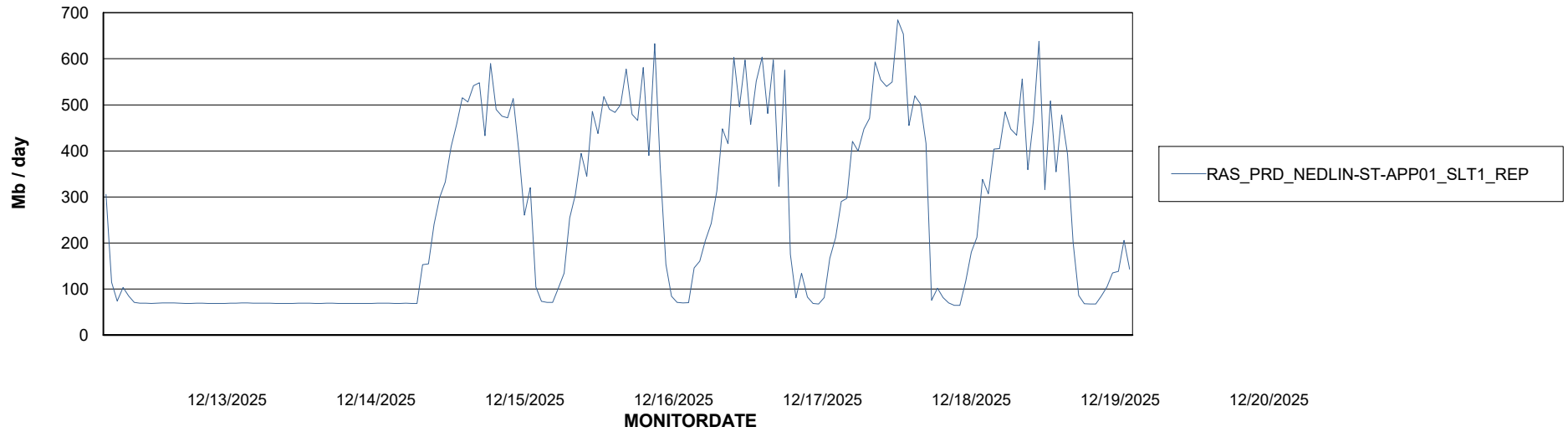
Weekly SLA Customer Report

Customer RAS_Production
Database ID 189



ABSSolute Application ReportServer Services

Avg memory used per ReportServer Service



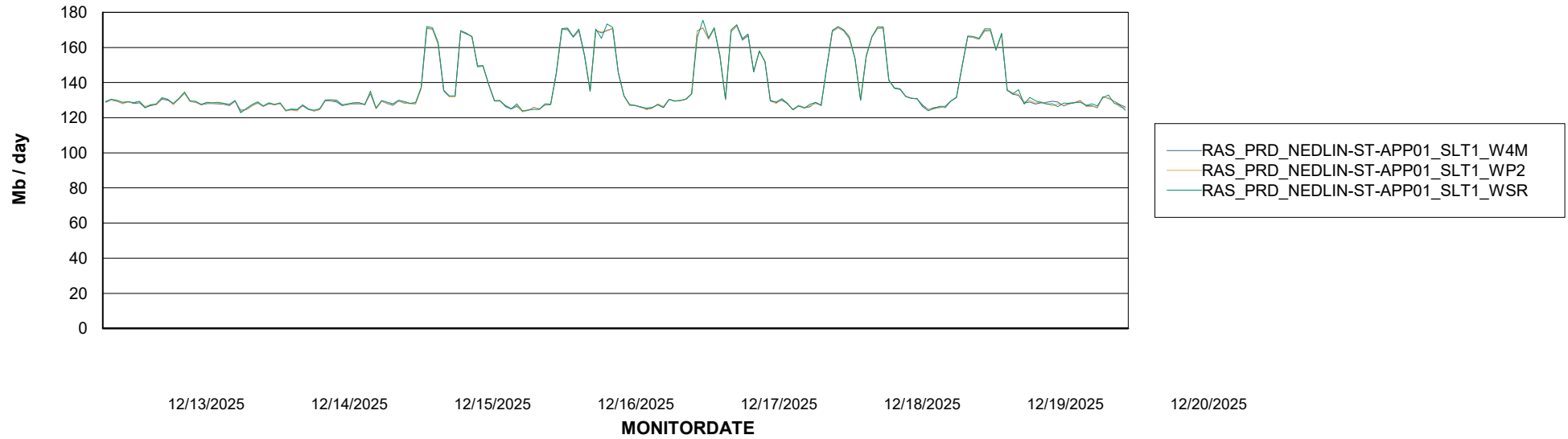
Weekly SLA Customer Report

Customer RAS_Production
Database ID 189



ABSSolute Web Component Services

Avg memory used per ABS Web component



Weekly SLA Customer Report

Customer RAS_Production
Database ID 189



Disaster per ABS component

