

Weekly SLA Customer Report

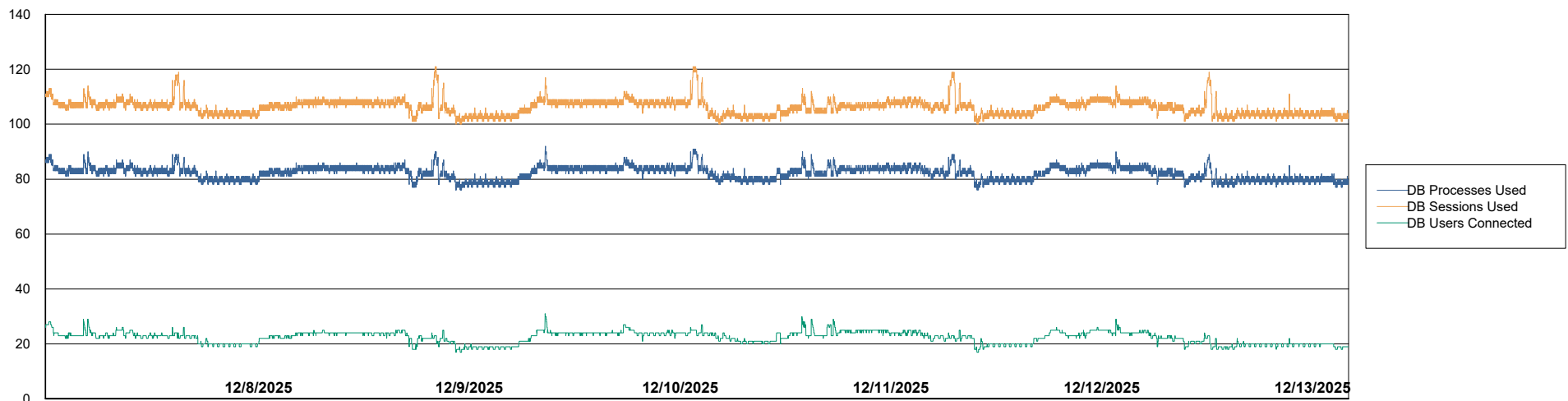
Customer RAS_Production
 Database ID 189



Harddisk Usage RAS_PRD_NEDLIN-ST-APP01

	Free disk space on C: (%)	Total disk space on C: (Gb)	Used disk space on C: (Gb)	Free disk space on D: (%)	Total disk space on D: (Gb)	Used disk space on D: (Gb)	Free disk space on E: (%)	Total disk space on E: (Gb)	Used disk space on E: (Gb)
12/13/2025	27	249	182	22	411	323	73	100	27
12/12/2025	27	249	182	22	411	323	74	100	26
12/11/2025	28	249	181	22	411	323	74	100	26
12/10/2025	28	249	180	22	411	323	74	100	26
12/9/2025	28	249	179	22	411	323	74	100	26
12/8/2025	28	249	178	22	411	323	73	100	27
12/7/2025	29	249	178	22	411	323	72	100	28

Database Performance RAS_PRD_NEDLIN-ST-APP01_ABS1



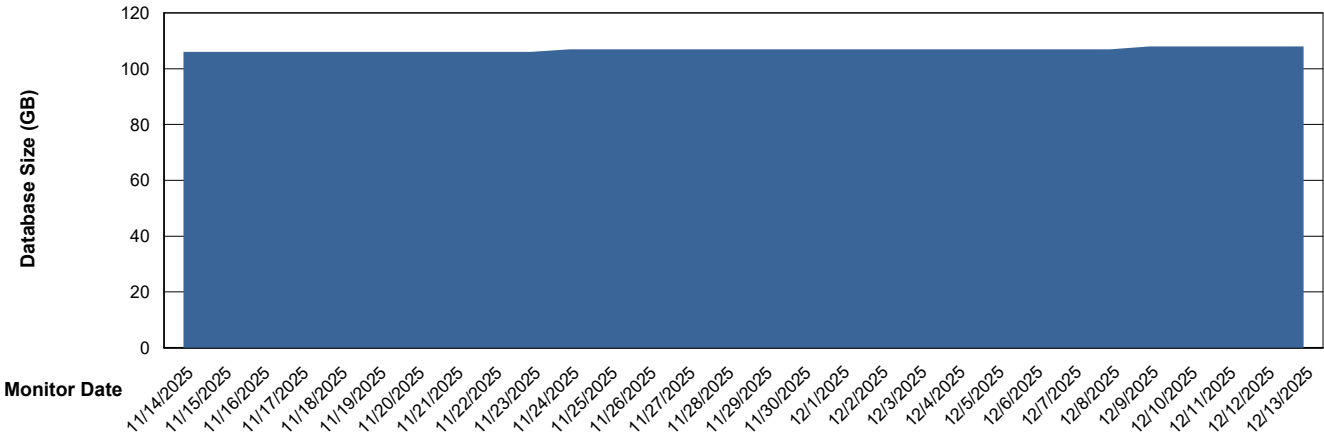
Weekly SLA Customer Report

Customer RAS_Production
 Database ID 189



DATABASE SIZE RAS_PRD_NEDLIN-ST-APP01_ABS1

Database growth over last month



Database Tablespace RAS_PRD_NEDLIN-ST-APP01_ABS1

Date	Tablespace Name	Filesize (Gb)	Usedsize (Gb)	Percentage free
12/13/2025	ABSDATA	45	25	45
	INDX	121	67	44
12/12/2025	ABSDATA	45	25	45
	INDX	121	67	44
12/11/2025	ABSDATA	45	25	45
	INDX	121	67	44
12/10/2025	ABSDATA	45	25	46
	INDX	121	67	44
12/9/2025	ABSDATA	45	25	46
	INDX	121	67	44
12/8/2025	ABSDATA	45	25	46
	INDX	121	67	44
12/7/2025	ABSDATA	45	25	46
	INDX	121	67	45

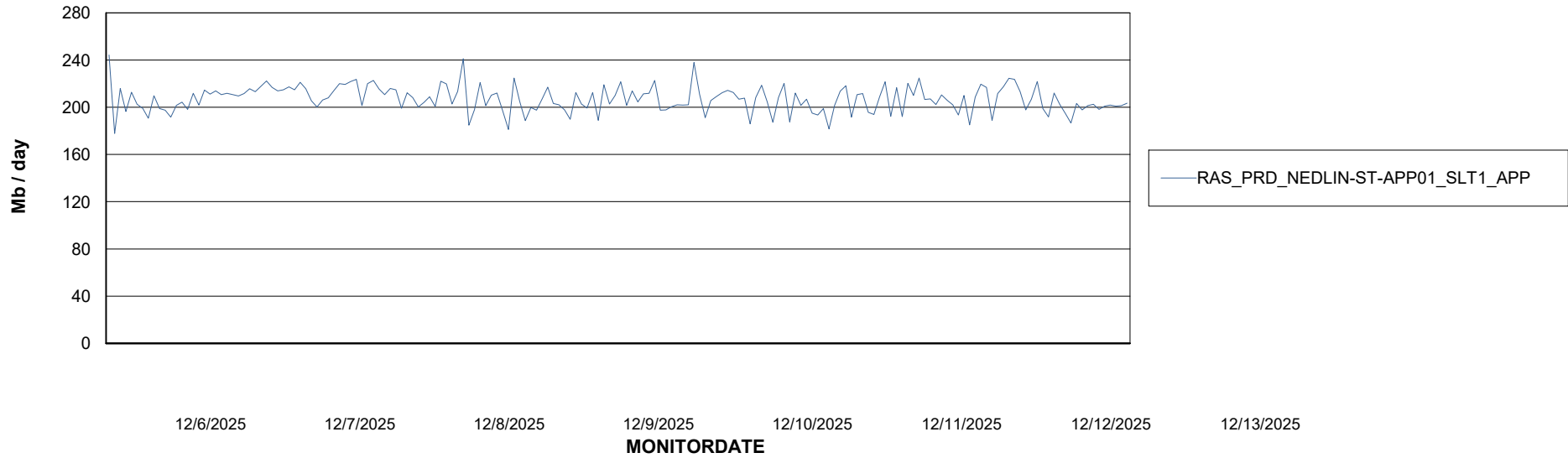
Weekly SLA Customer Report

Customer RAS_Production
Database ID 189

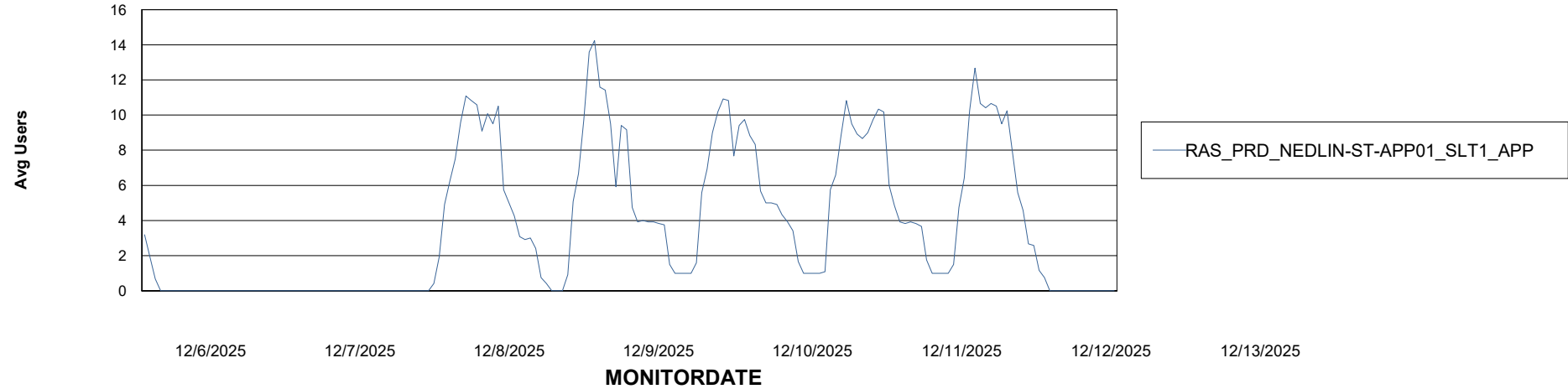


ABSSolute Application Server Services

Avg memory used per ABS Server Service



Avg users per day per ABS server



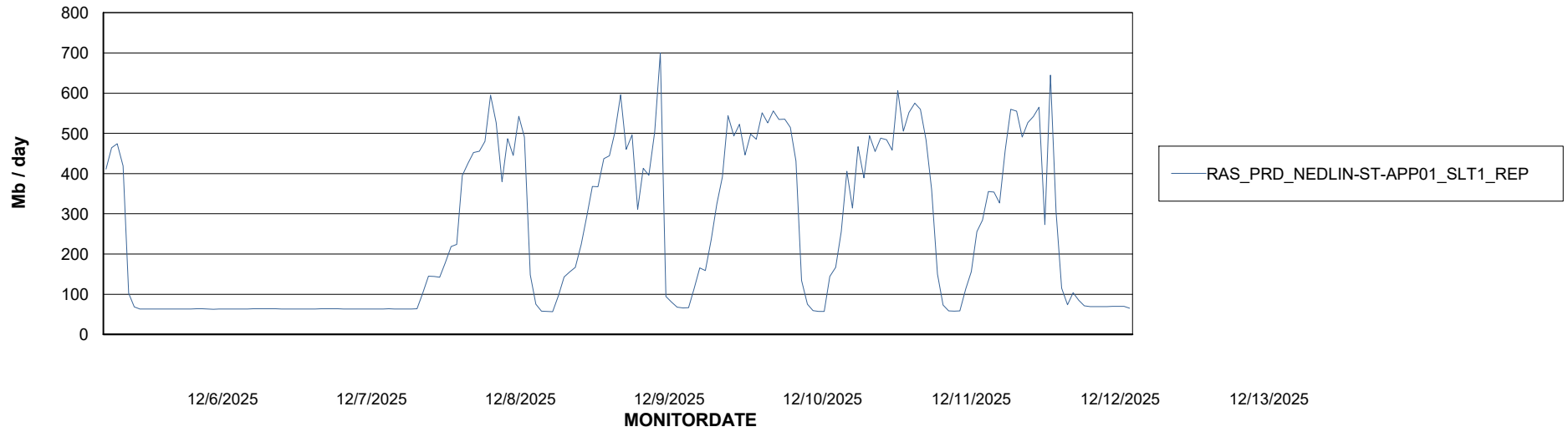
Weekly SLA Customer Report

Customer RAS_Production
Database ID 189



ABSSolute Application ReportServer Services

Avg memory used per ReportServer Service



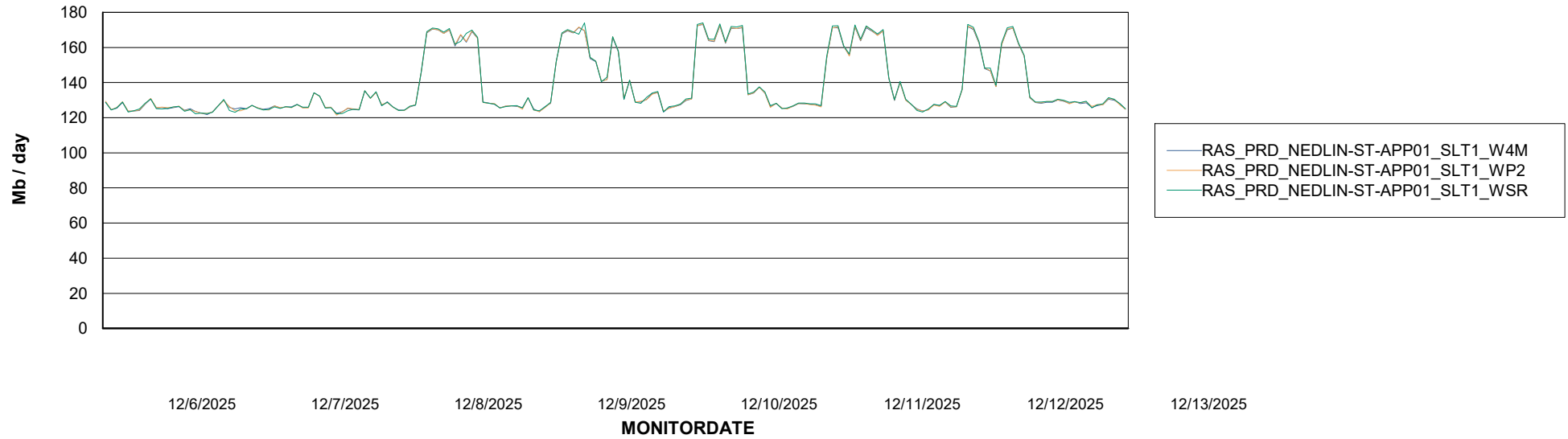
Weekly SLA Customer Report

Customer RAS_Production
Database ID 189



ABSSolute Web Component Services

Avg memory used per ABS Web component



Weekly SLA Customer Report

Customer RAS_Production
Database ID 189



Disaster per ABS component

