

Weekly SLA Customer Report

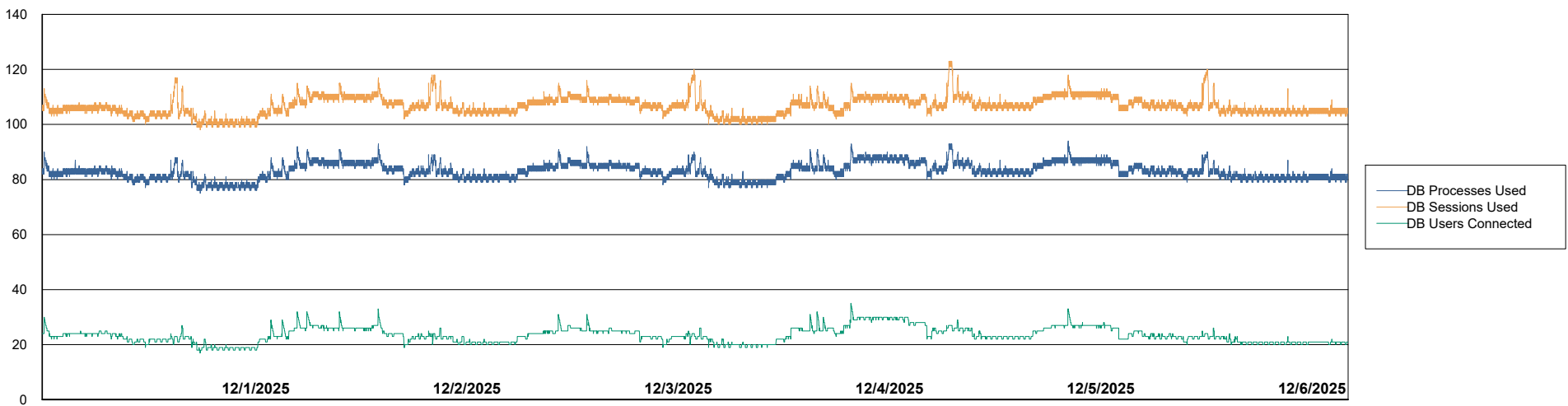
Customer RAS_Production
 Database ID 189



Harddisk Usage RAS_PRD_NEDLIN-ST-APP01

	Free disk space on C: (%)	Total disk space on C: (Gb)	Used disk space on C: (Gb)	Free disk space on D: (%)	Total disk space on D: (Gb)	Used disk space on D: (Gb)	Free disk space on E: (%)	Total disk space on E: (Gb)	Used disk space on E: (Gb)
12/6/2025	29	249	178	22	411	323	70	100	30
12/5/2025	29	249	178	22	411	323	69	100	31
12/4/2025	29	249	177	22	411	323	69	100	31
12/3/2025	30	249	176	22	411	323	69	100	31
12/2/2025	30	249	174	22	411	323	70	100	30
12/1/2025	30	249	175	22	411	323	70	100	30
11/30/2025	30	249	175	22	411	323	69	100	30

Database Performance RAS_PRD_NEDLIN-ST-APP01_ABS1



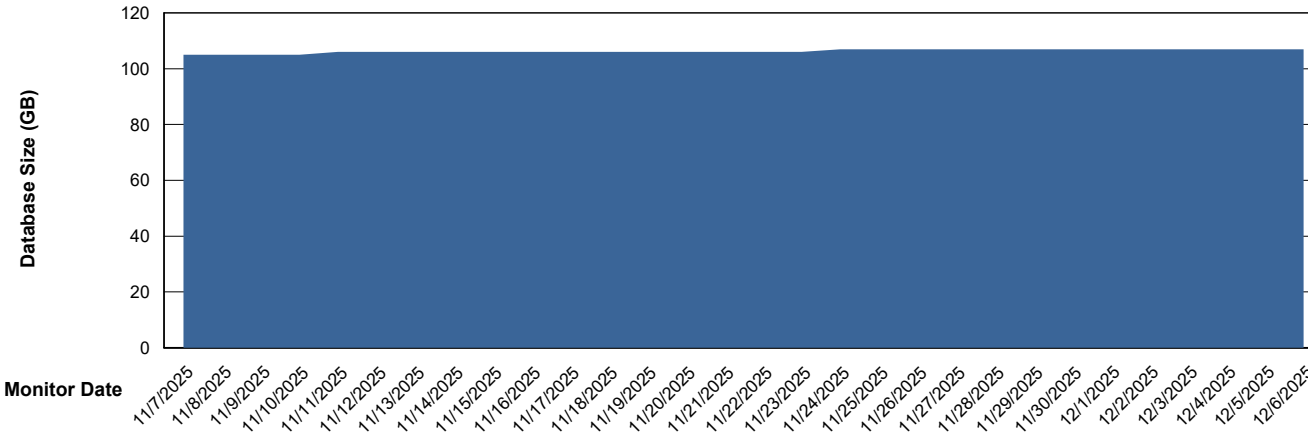
Weekly SLA Customer Report

Customer RAS_Production
 Database ID 189



DATABASE SIZE RAS_PRD_NEDLIN-ST-APP01_ABS1

Database growth over last month



Database Tablespace RAS_PRD_NEDLIN-ST-APP01_ABS1

Date	Tablespace Name	Filesize (Gb)	Usedsize (Gb)	Percentage free
12/6/2025	ABSDATA	45	25	46
	INDX	121	67	45
12/5/2025	ABSDATA	45	25	46
	INDX	121	67	45
12/4/2025	ABSDATA	45	25	46
	INDX	121	67	45
12/3/2025	ABSDATA	45	25	46
	INDX	121	67	45
12/2/2025	ABSDATA	45	25	46
	INDX	121	67	45
12/1/2025	ABSDATA	45	25	46
	INDX	121	67	45
11/30/2025	ABSDATA	45	25	46
	INDX	121	67	45

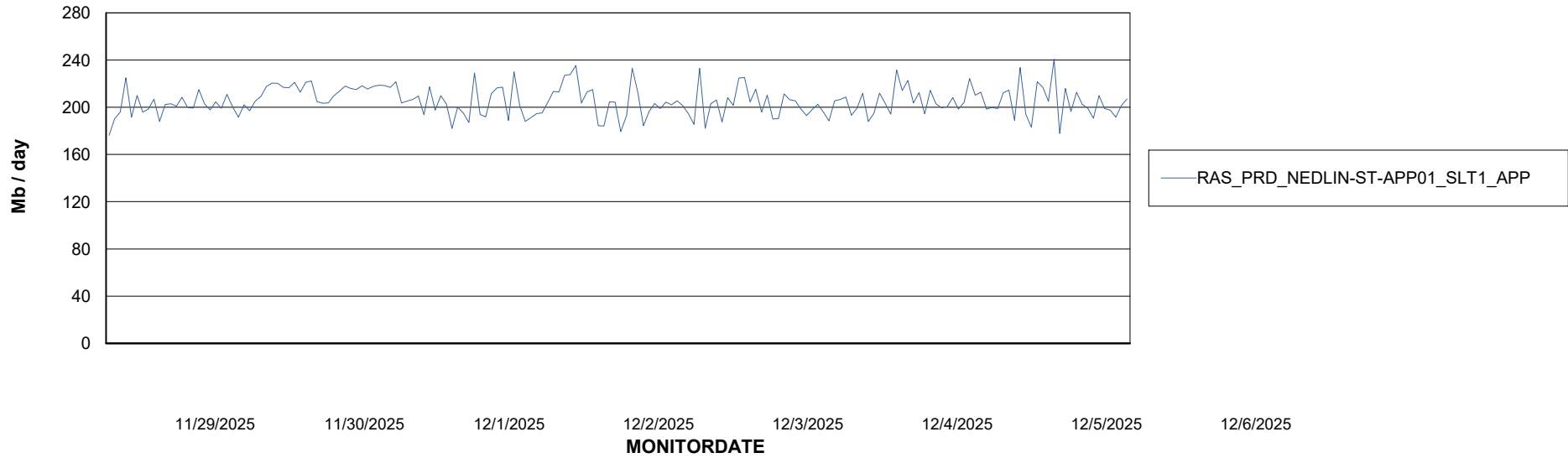
Weekly SLA Customer Report

Customer RAS_Production
Database ID 189

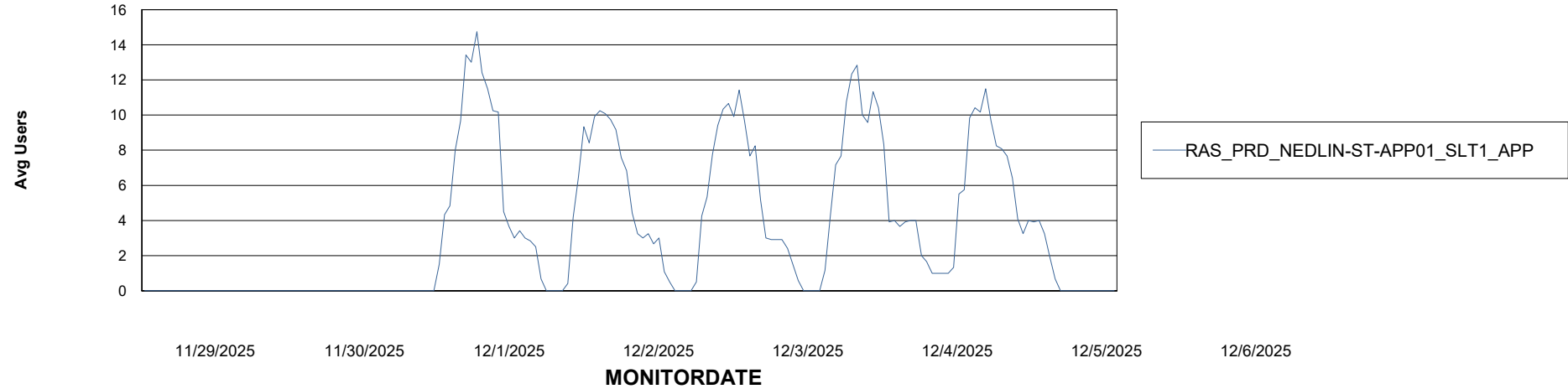


ABSSolute Application Server Services

Avg memory used per ABS Server Service



Avg users per day per ABS server



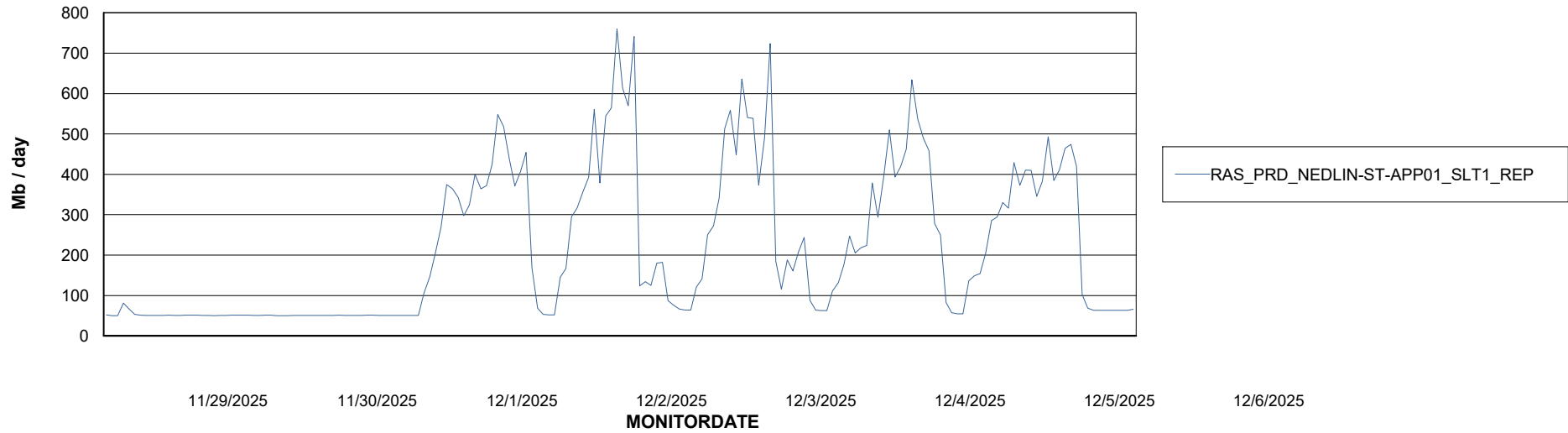
Weekly SLA Customer Report

Customer RAS_Production
Database ID 189



ABSSolute Application ReportServer Services

Avg memory used per ReportServer Service



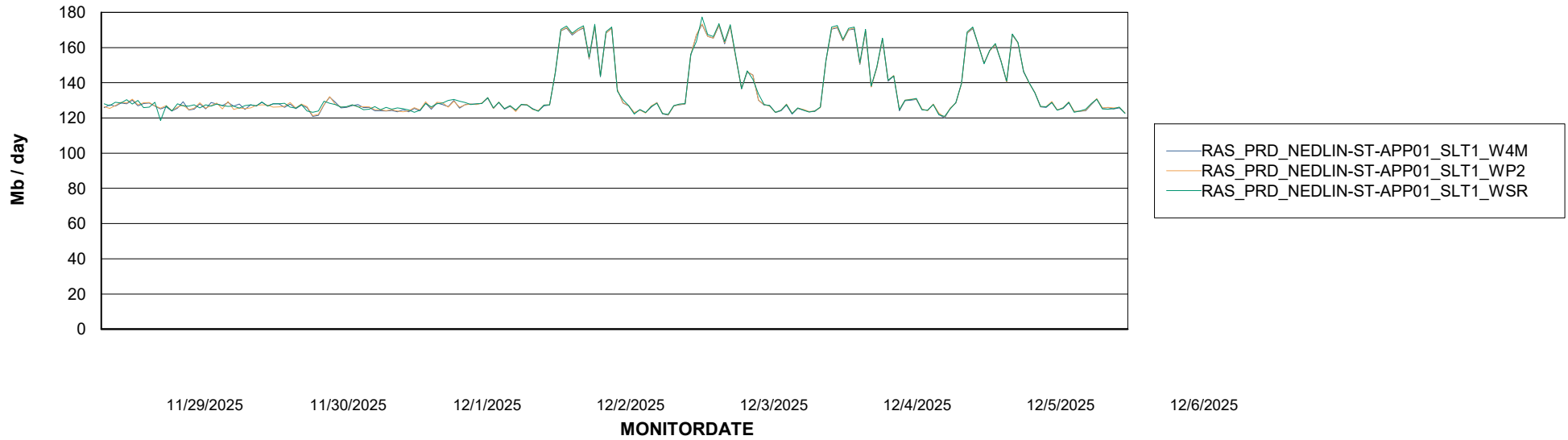
Weekly SLA Customer Report

Customer RAS_Production
Database ID 189



ABSSolute Web Component Services

Avg memory used per ABS Web component



Weekly SLA Customer Report

Customer RAS_Production
Database ID 189



Disaster per ABS component

