

Weekly SLA Customer Report

Customer LLG_Production
 Database ID 148



Harddisk Usage LLG_ABSAPPS01

	Free disk space on C: (%)	Total disk space on C: (Gb)	Used disk space on C: (Gb)	Free disk space on D: (%)	Total disk space on D: (Gb)	Used disk space on D: (Gb)
12/6/2025	76	500	118	98	393	7
12/5/2025	76	500	118	98	393	7
12/4/2025	77	500	117	98	393	7
12/3/2025	77	500	117	98	393	7
12/2/2025	77	500	117	98	393	7
12/1/2025	77	500	117	98	393	7
11/30/2025	77	500	117	98	393	7

Harddisk Usage LLG_ABSApps02

	Free disk space on C: (%)	Total disk space on C: (Gb)	Used disk space on C: (Gb)	Free disk space on D: (%)	Total disk space on D: (Gb)	Used disk space on D: (Gb)
12/6/2025	90	500	51	96	393	16
12/5/2025	90	500	51	96	393	16
12/4/2025	90	500	51	96	393	16
12/3/2025	90	500	51	96	393	16
12/2/2025	90	500	51	96	393	16
12/1/2025	90	500	51	96	393	16
11/30/2025	90	500	51	96	393	16

Weekly SLA Customer Report

Customer LLG_Production
 Database ID 148



Harddisk Usage LLG_ABSBI01

	Free disk space on C: (%)	Total disk space on C: (Gb)	Used disk space on C: (Gb)	Free disk space on D: (%)	Total disk space on D: (Gb)	Used disk space on D: (Gb)
12/6/2025	81	446	84	90	2,681	272
12/5/2025	81	446	84	90	2,681	271
12/4/2025	81	446	84	90	2,681	271
12/3/2025	81	446	84	90	2,681	271
12/2/2025	81	446	84	90	2,681	271
12/1/2025	81	446	84	90	2,681	271
11/30/2025	81	446	84	90	2,681	271

Harddisk Usage LLG_ABSDB01

	Free disk space on C: (%)	Total disk space on C: (Gb)	Used disk space on C: (Gb)	Free disk space on D: (%)	Total disk space on D: (Gb)	Used disk space on D: (Gb)	Free disk space on E: (%)	Total disk space on E: (Gb)	Used disk space on E: (Gb)
12/6/2025	87	446	57	69	1,605	504	65	1,077	373
12/5/2025	87	446	57	69	1,605	504	65	1,077	372
12/4/2025	87	446	57	69	1,605	504	65	1,077	373
12/3/2025	87	446	57	69	1,605	504	65	1,077	372
12/2/2025	87	446	57	69	1,605	504	65	1,077	372
12/1/2025	87	446	57	69	1,605	504	65	1,077	376
11/30/2025	87	446	57	69	1,605	504	64	1,077	387

Weekly SLA Customer Report

Customer LLG_Production
Database ID 148



Harddisk Usage LLG_ABSDB02

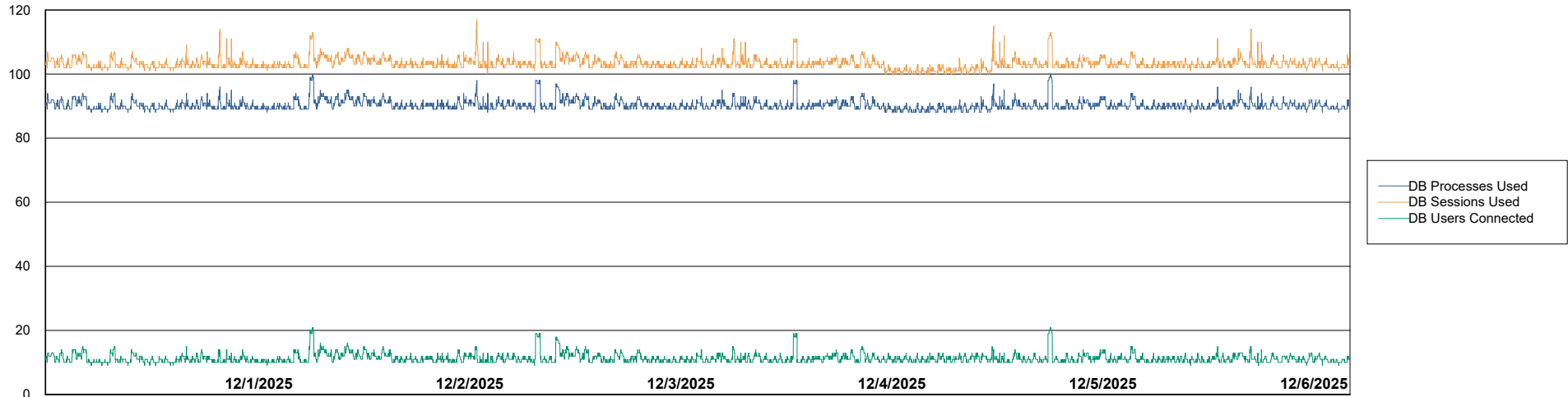
	Free disk space on C: (%)	Total disk space on C: (Gb)	Used disk space on C: (Gb)	Free disk space on D: (%)	Total disk space on D: (Gb)	Used disk space on D: (Gb)	Free disk space on E: (%)	Total disk space on E: (Gb)	Used disk space on E: (Gb)
12/6/2025	52	446	215	60	1,605	634	62	1,077	406
12/5/2025	52	446	215	60	1,605	634	62	1,077	405
12/4/2025	52	446	215	60	1,605	634	63	1,077	403
12/3/2025	53	446	210	60	1,605	634	63	1,077	401
12/2/2025	55	446	202	60	1,605	634	62	1,077	406
12/1/2025	55	446	202	60	1,605	634	63	1,077	403
11/30/2025	55	446	202	60	1,605	634	78	1,077	239

Weekly SLA Customer Report

Customer LLG_Production
Database ID 148



Database Performance LLG_ABSBI01_BI_PROD_ABS1

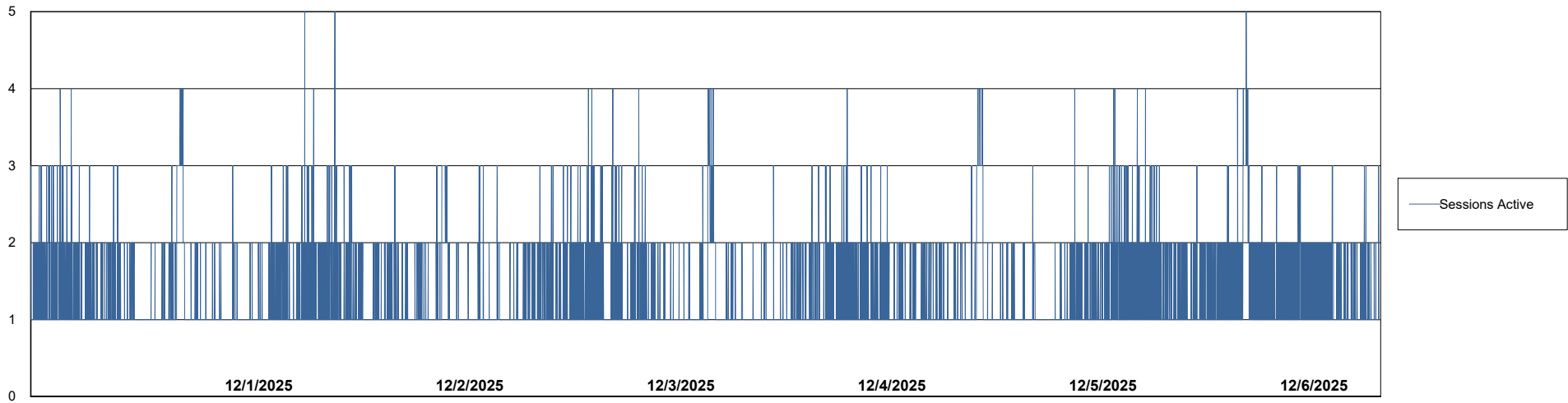
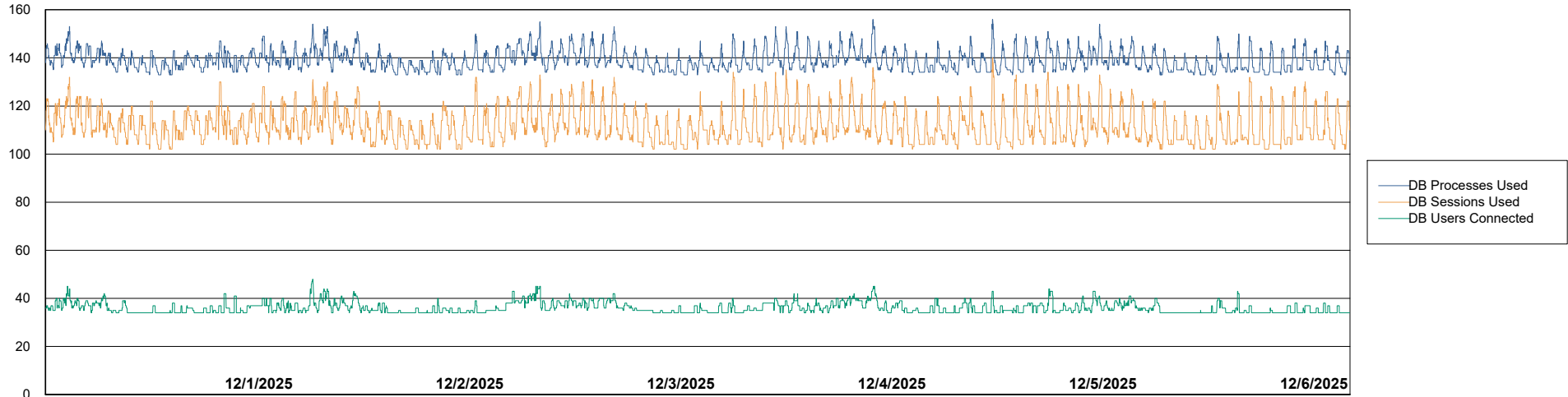


Weekly SLA Customer Report

Customer LLG_Production
Database ID 148



Database Performance LLG_ABSDB01_PROD_ABS1



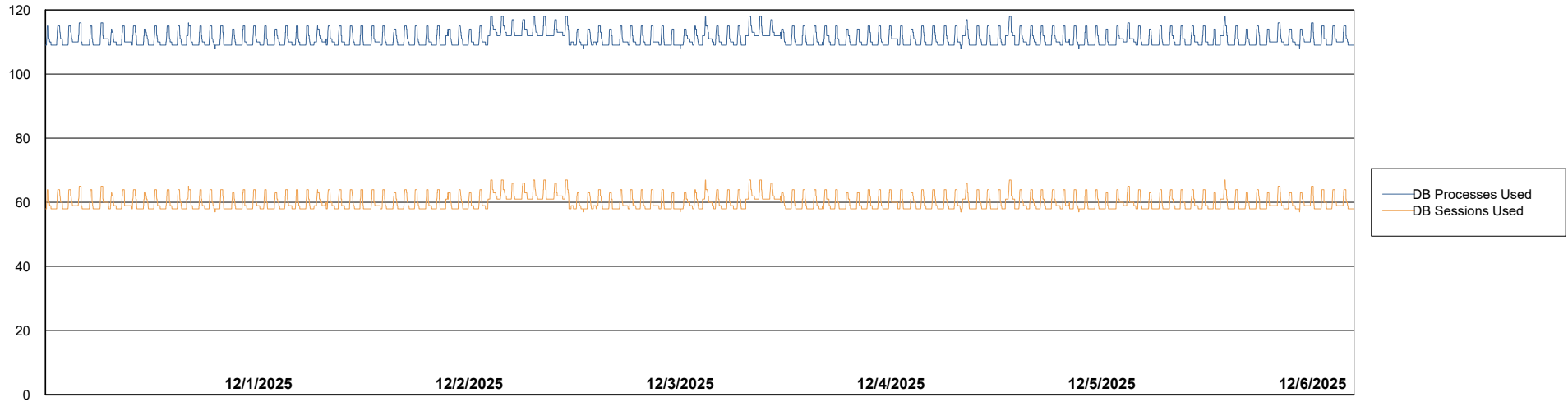
Weekly SLA Customer Report

Customer LLG_Production
Database ID 148



Database Performance LLG_ABSDB02_PROD_HSBABS1

DB Processes Max 0
DB Processes Max 300
DB Processes Max 4



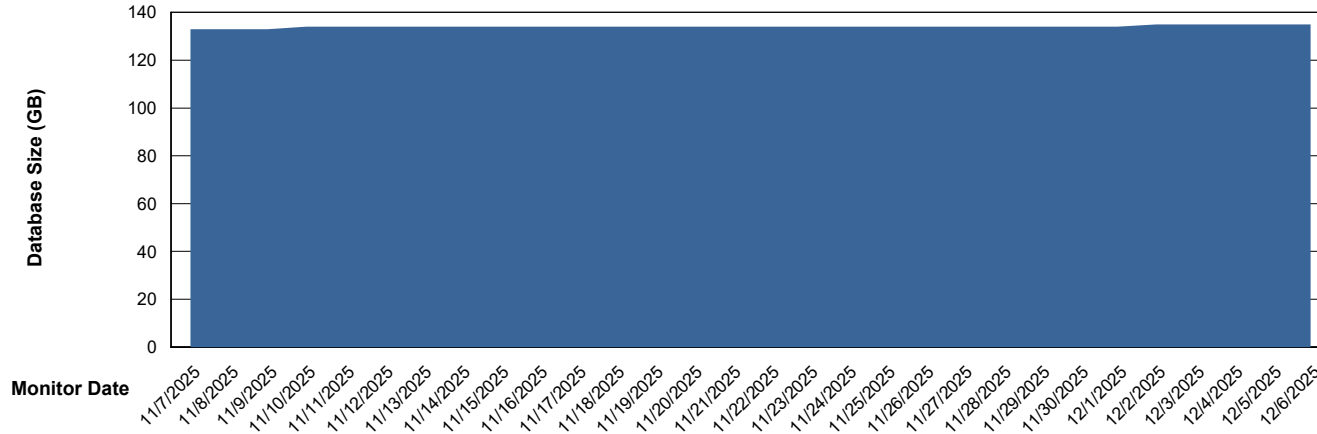
Weekly SLA Customer Report

Customer LLG_Production
Database ID 148



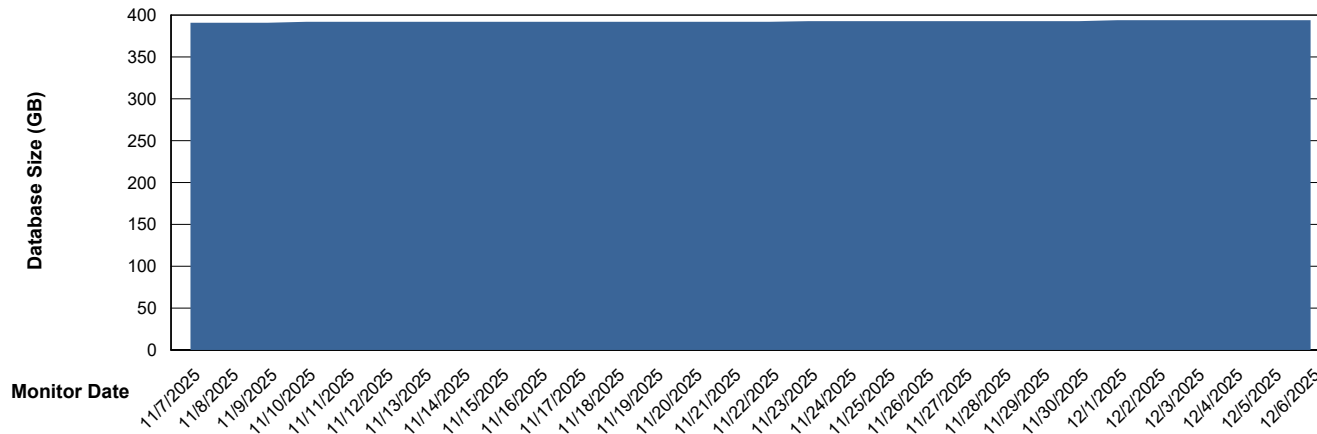
DATABASE SIZE LLG_ABSBI01_BI_PROD_ABS1

Database growth over last month



DATABASE SIZE LLG_ABSDB01_PROD_ABS1

Database growth over last month



Weekly SLA Customer Report

Customer LLG_Production
Database ID 148



Database Tablespace LLG_ABSBI01_BI_PROD_ABS1

Date	Tablespace Name	Filesize (Gb)	Usedsize (Gb)	Percentage free
12/6/2025	ABSDATA	66	55	17
	INDX	85	71	17
12/5/2025	ABSDATA	66	55	17
	INDX	85	71	17
12/4/2025	ABSDATA	66	55	17
	INDX	85	71	17
12/3/2025	ABSDATA	66	55	17
	INDX	85	71	17
12/2/2025	ABSDATA	66	55	17
	INDX	85	71	17
12/1/2025	ABSDATA	66	55	17
	INDX	85	71	17
11/30/2025	ABSDATA	66	55	17
	INDX	85	71	17

Weekly SLA Customer Report

Customer LLG_Production
 Database ID 148



Database Tablespace LLG_ABSD01_PROD_ABS1

Date	Tablespace Name	Filesize (Gb)	Usedsize (Gb)	Percentage free
12/6/2025	ABSDATA	192	161	16
	INDX	261	218	17
12/5/2025	ABSDATA	192	161	16
	INDX	261	218	17
12/4/2025	ABSDATA	192	161	16
	INDX	261	218	17
12/3/2025	ABSDATA	192	161	16
	INDX	261	218	17
12/2/2025	ABSDATA	192	161	16
	INDX	261	217	17
12/1/2025	ABSDATA	192	161	16
	INDX	261	217	17
11/30/2025	ABSDATA	192	161	16
	INDX	261	217	17

BI Status and last ETL error for LLG_ABSBI01_BI_PROD_ABS1

	Mon 1/12/2025	Tue 2/12/2025	Wed 3/12/2025	Thu 4/12/2025	Fri 5/12/2025	Sat 6/12/2025
ABS DataWarehouse ETL Health	OK	OK	OK	OK	OK	OK
ABS DWHStaging ETL Health	OK	OK	OK	OK	OK	OK

Weekly SLA Customer Report

Customer LLG_Production
Database ID 148



BI last ETL error for	LLG_ABSBI01_BI_PROD_ABS1
-----------------------	--------------------------

Mon, 1-12-2025	None
Thu, 4-12-2025	None
Fri, 5-12-2025	None
Sun, 30-11-2025	None
Tue, 2-12-2025	None
Tue, 2-12-2025	None
Thu, 4-12-2025	None
Wed, 3-12-2025	None
Sat, 6-12-2025	None
Fri, 5-12-2025	None
Wed, 3-12-2025	None
Sun, 30-11-2025	None
Mon, 1-12-2025	None
Sat, 6-12-2025	None

Weekly SLA Customer Report

Customer LLG_Production
Database ID 148



Standby Database Health LLG_Production

Recovery lag for last 7 days



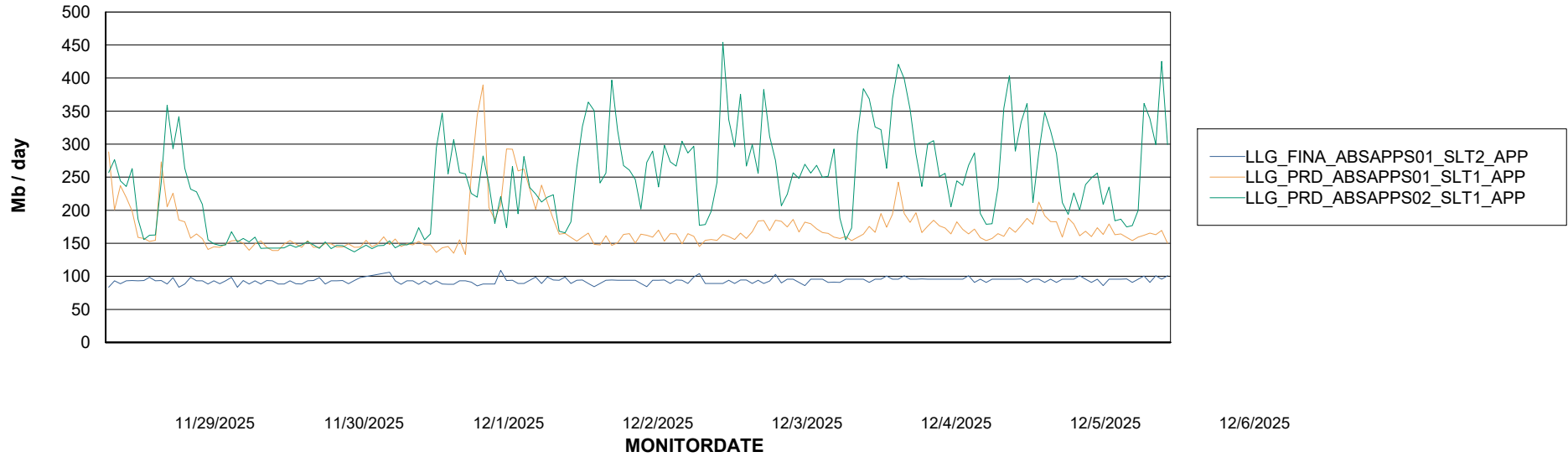
Weekly SLA Customer Report

Customer LLG_Production
Database ID 148

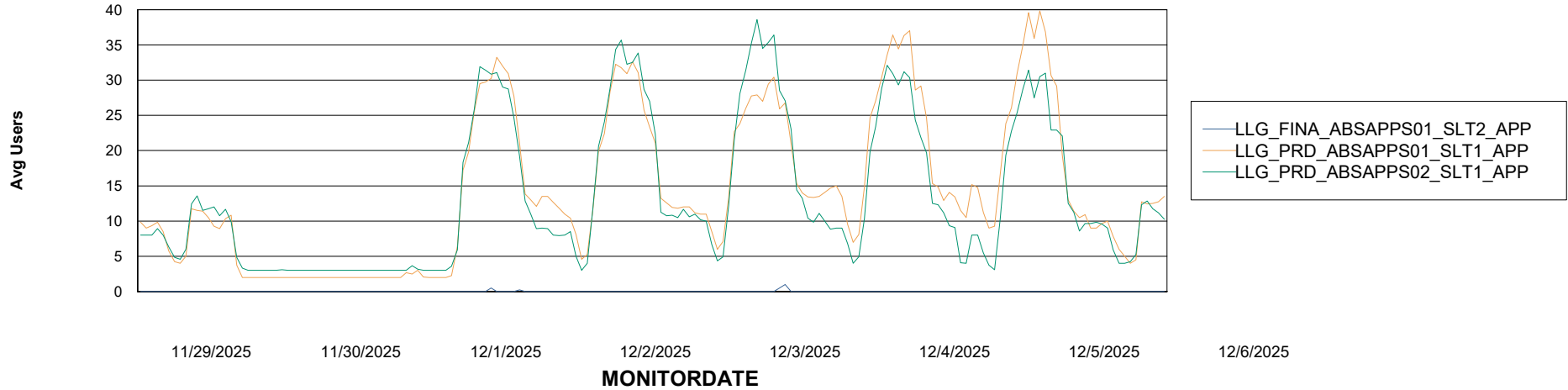


ABSSolute Application Server Services

Avg memory used per ABS Server Service



Avg users per day per ABS server



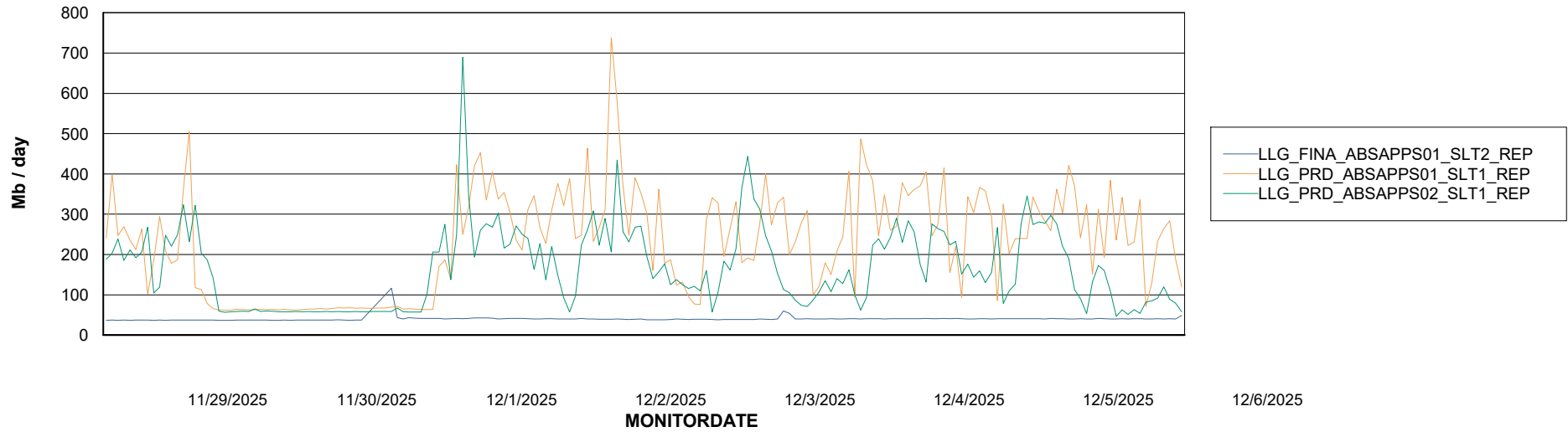
Weekly SLA Customer Report

Customer LLG_Production
Database ID 148



ABSSolute Application ReportServer Services

Avg memory used per ReportServer Service



Disaster per ABS component

