

Weekly SLA Customer Report

Customer BNL_Production
Database ID 83



Harddisk Usage BNL_PRD_BSNLP-VM-ABSD02

	Free disk space on C: (%)	Total disk space on C: (Gb)	Used disk space on C: (Gb)	Free disk space on D: (%)	Total disk space on D: (Gb)	Used disk space on D: (Gb)	Free disk space on E: (%)	Total disk space on E: (Gb)	Used disk space on E: (Gb)	Free disk space on F: (%)
12/6/2025	51	127	62	65	1,512	529	83	500	85	80
12/5/2025	51	127	62	63	1,512	553	80	500	101	80
12/4/2025	51	127	62	65	1,512	536	82	500	89	80
12/3/2025	51	127	62	69	1,512	476	85	500	77	80
12/2/2025	51	127	62	68	1,512	479	86	500	71	80
12/1/2025	51	127	62	69	1,512	474	84	500	78	80
11/30/2025	51	127	62	69	1,512	474	87	500	67	80

Harddisk Usage BNL_PRD_BSNLP-VM-ABSD03

	Free disk space on C: (%)	Total disk space on C: (Gb)	Used disk space on C: (Gb)	Free disk space on D: (%)	Total disk space on D: (Gb)	Used disk space on D: (Gb)	Free disk space on E: (%)	Total disk space on E: (Gb)	Used disk space on E: (Gb)	Free disk space on F: (%)
12/6/2025	50	127	63	78	1,512	339	74	500	132	80
12/5/2025	50	127	63	75	1,512	377	73	500	133	80
12/4/2025	50	127	63	76	1,512	356	74	500	132	80
12/3/2025	50	127	63	80	1,512	300	74	500	131	80
12/2/2025	50	127	63	80	1,512	299	73	500	133	80
12/1/2025	50	127	63	80	1,512	299	74	500	132	80
11/30/2025	50	127	63	80	1,512	299	75	500	124	80

Weekly SLA Customer Report

Customer BNL_Production
 Database ID 83



Harddisk Usage BNL_PRD_BSNLP-VM-ABSO01

	Free disk space on C: (%)	Total disk space on C: (Gb)	Used disk space on C: (Gb)	Free disk space on D: (%)	Total disk space on D: (Gb)	Used disk space on D: (Gb)
12/6/2025	91	255	23	88	16	2
12/5/2025	91	255	24	88	16	2
12/4/2025	91	255	24	88	16	2
12/3/2025	91	255	24	88	16	2
12/2/2025	91	255	24	88	16	2
12/1/2025	91	255	23	88	16	2
11/30/2025	91	255	23	88	16	2

Harddisk Usage BNL_PRD_bsnlp-vm-absw01

	Free disk space on C: (%)	Total disk space on C: (Gb)	Used disk space on C: (Gb)	Free disk space on D: (%)	Total disk space on D: (Gb)	Used disk space on D: (Gb)	Free disk space on E: (%)	Total disk space on E: (Gb)	Used disk space on E: (Gb)
12/6/2025	77	127	29	97	128	3	91	16	1
12/5/2025	77	127	29	97	128	3	91	16	1
12/4/2025	77	127	29	97	128	3	91	16	1
12/3/2025	77	127	29	97	128	3	91	16	1
12/2/2025	77	127	29	97	128	3	91	16	1
12/1/2025	77	127	29	97	128	3	91	16	1
11/30/2025	77	127	29	97	128	3	91	16	1

Weekly SLA Customer Report

Customer BNL_Production
 Database ID 83



Harddisk Usage BNL_PRD_vm-absa01

	Free disk space on C: (%)	Total disk space on C: (Gb)	Used disk space on C: (Gb)	Free disk space on D: (%)	Total disk space on D: (Gb)	Used disk space on D: (Gb)	Free disk space on E: (%)	Total disk space on E: (Gb)	Used disk space on E: (Gb)
12/6/2025	67	127	42	94	127	7	92	64	5
12/5/2025	67	127	42	94	127	7	92	64	5
12/4/2025	67	127	42	94	127	7	92	64	5
12/3/2025	67	127	42	94	127	7	92	64	5
12/2/2025	67	127	42	94	127	7	92	64	5
12/1/2025	67	127	42	94	127	7	92	64	5
11/30/2025	66	127	43	94	127	7	92	64	5

Harddisk Usage BNL_PRD_vm-absa02

	Free disk space on C: (%)	Total disk space on C: (Gb)	Used disk space on C: (Gb)	Free disk space on D: (%)	Total disk space on D: (Gb)	Used disk space on D: (Gb)	Free disk space on E: (%)	Total disk space on E: (Gb)	Used disk space on E: (Gb)
12/6/2025	72	127	35	90	127	13	92	64	5
12/5/2025	72	127	35	90	127	13	92	64	5
12/4/2025	72	127	35	90	127	13	92	64	5
12/3/2025	72	127	35	90	127	13	92	64	5
12/2/2025	72	127	35	90	127	13	92	64	5
12/1/2025	72	127	35	90	127	13	92	64	5
11/30/2025	72	127	35	90	127	13	92	64	5

Weekly SLA Customer Report

Customer BNL_Production
Database ID 83



Harddisk Usage BNL_PRD_vm-absa03

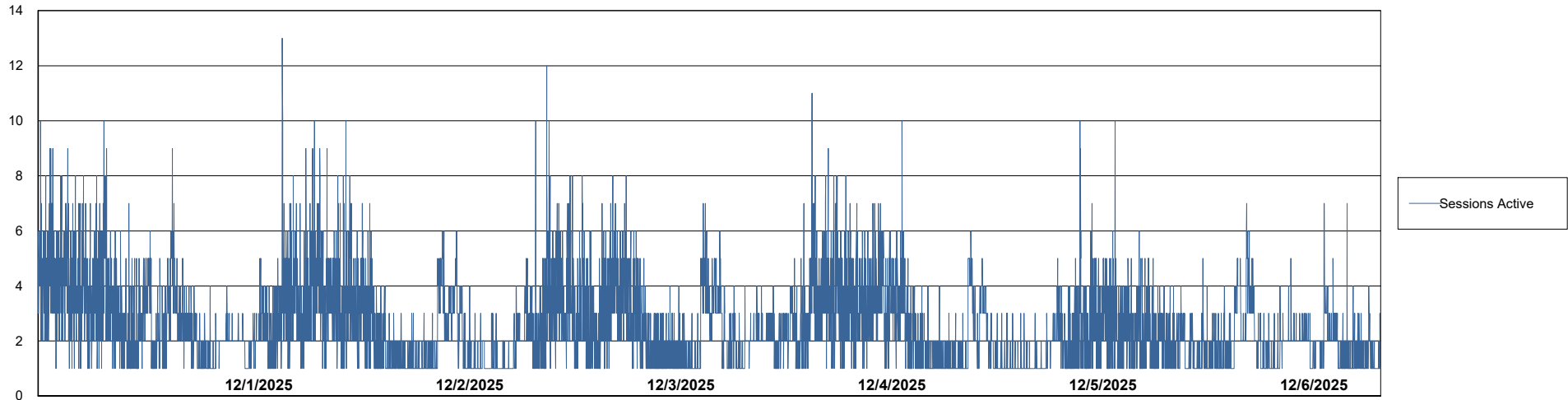
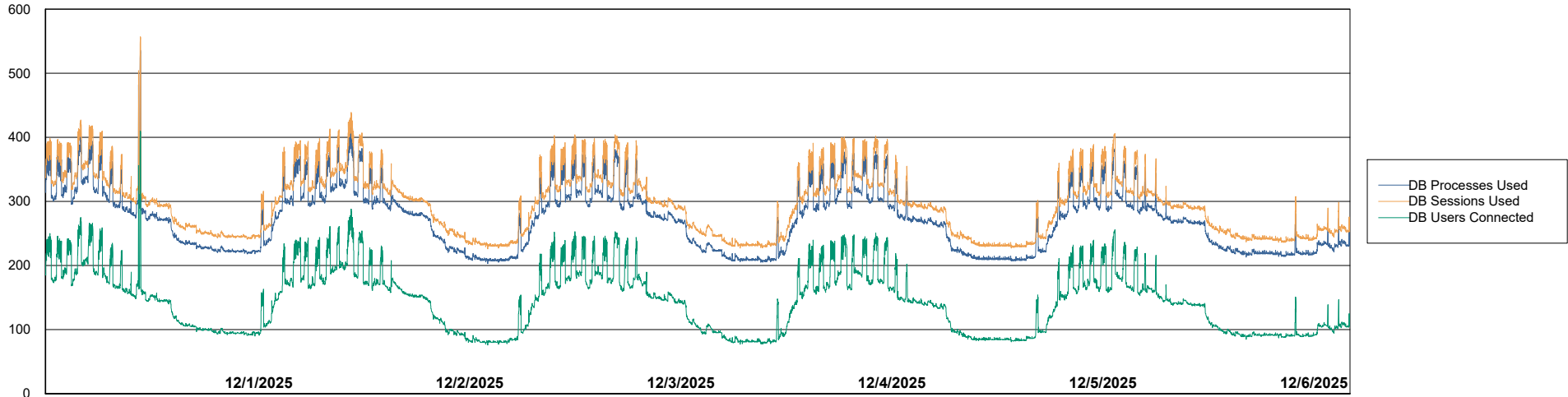
	Free disk space on C: (%)	Total disk space on C: (Gb)	Used disk space on C: (Gb)	Free disk space on D: (%)	Total disk space on D: (Gb)	Used disk space on D: (Gb)	Free disk space on E: (%)	Total disk space on E: (Gb)	Used disk space on E: (Gb)
12/6/2025	60	127	51	61	127	50	92	64	5
12/5/2025	60	127	51	61	127	50	92	64	5
12/4/2025	60	127	51	61	127	50	92	64	5
12/3/2025	60	127	51	61	127	50	92	64	5
12/2/2025	60	127	51	61	127	50	92	64	5
12/1/2025	60	127	51	61	127	50	92	64	5
11/30/2025	60	127	51	61	127	50	92	64	5

Weekly SLA Customer Report

Customer BNL_Production
Database ID 83



Database Performance BNLDB_Production



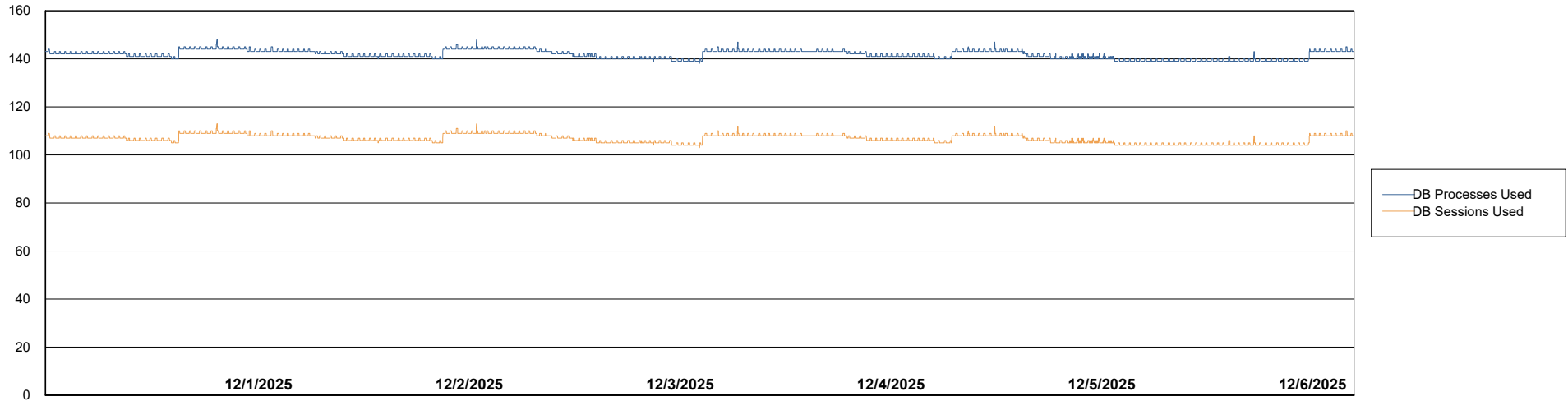
Weekly SLA Customer Report

Customer BNL_Production
Database ID 83



Database Performance BNLDB_Standby

DB Processes Max 4
DB Processes Max 1,000
DB Processes Max 0



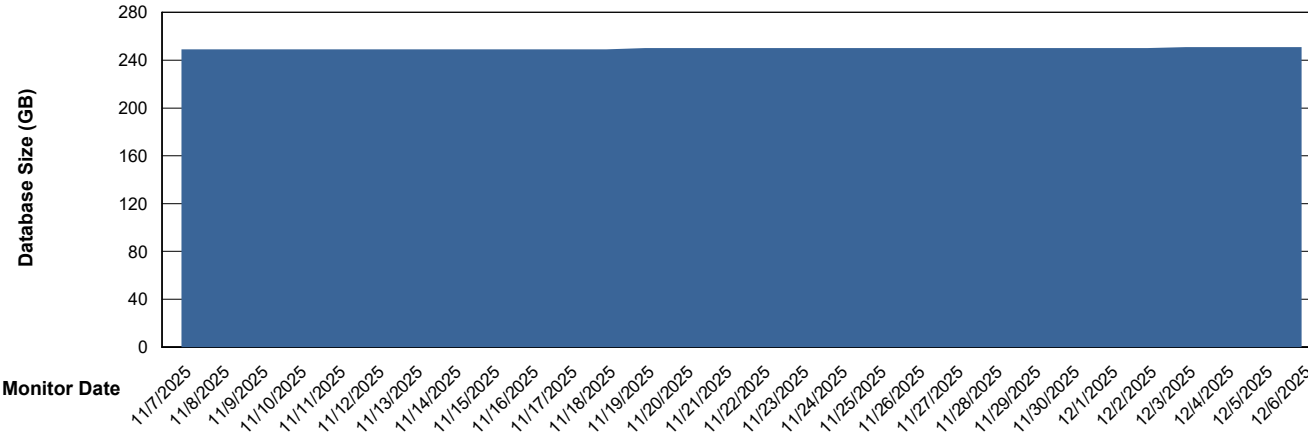
Weekly SLA Customer Report

Customer BNL_Production
 Database ID 83



DATABASE SIZE BNLDB_Production

Database growth over last month



Database Tablespace BNLDB_Production

Date	Tablespace Name	Filesize (Gb)	Usedsize (Gb)	Percentage free
12/6/2025	ABSDATA	105	70	33
	INDX	205	170	17
12/5/2025	ABSDATA	105	70	33
	INDX	205	170	17
12/4/2025	ABSDATA	105	70	33
	INDX	205	170	17
12/3/2025	ABSDATA	105	70	33
	INDX	205	170	17
12/2/2025	ABSDATA	105	70	33
	INDX	205	170	17
12/1/2025	ABSDATA	105	70	33
	INDX	205	170	17
11/30/2025	ABSDATA	105	70	33
	INDX	205	170	17

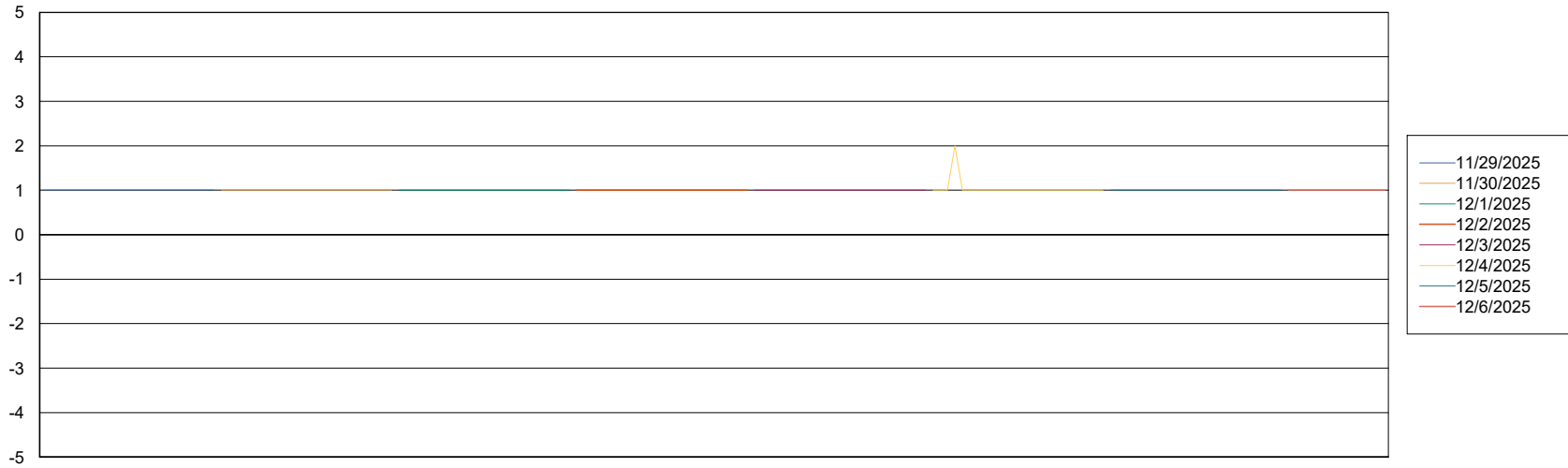
Weekly SLA Customer Report

Customer BNL_Production
Database ID 83



Standby Database Health BNL_Production

Recovery lag for last 7 days



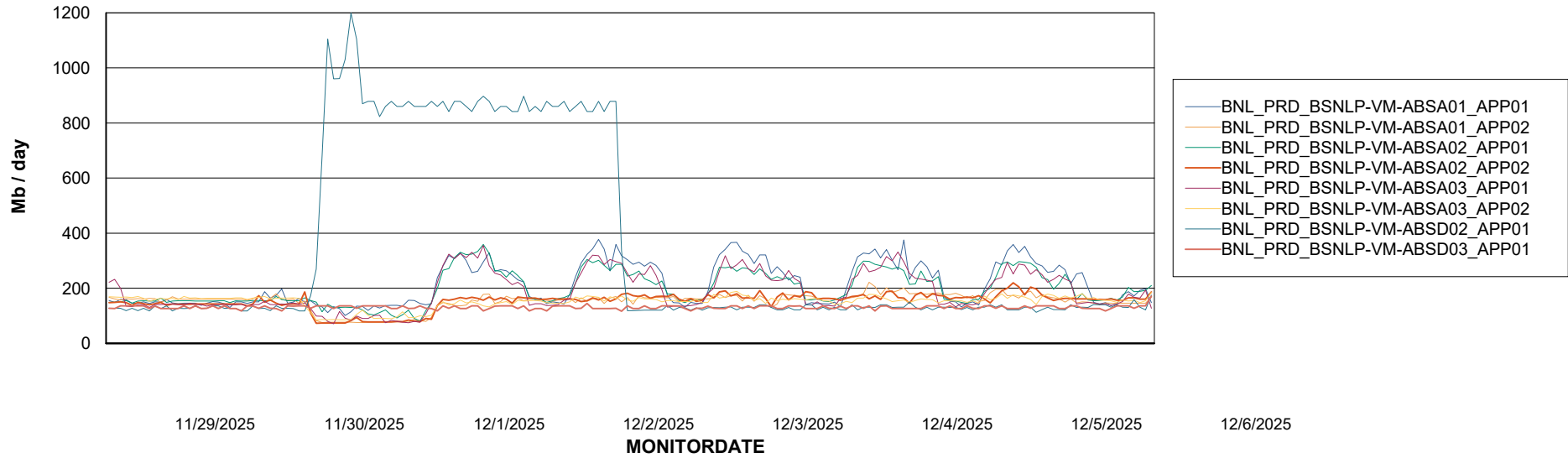
Weekly SLA Customer Report

Customer BNL_Production
Database ID 83

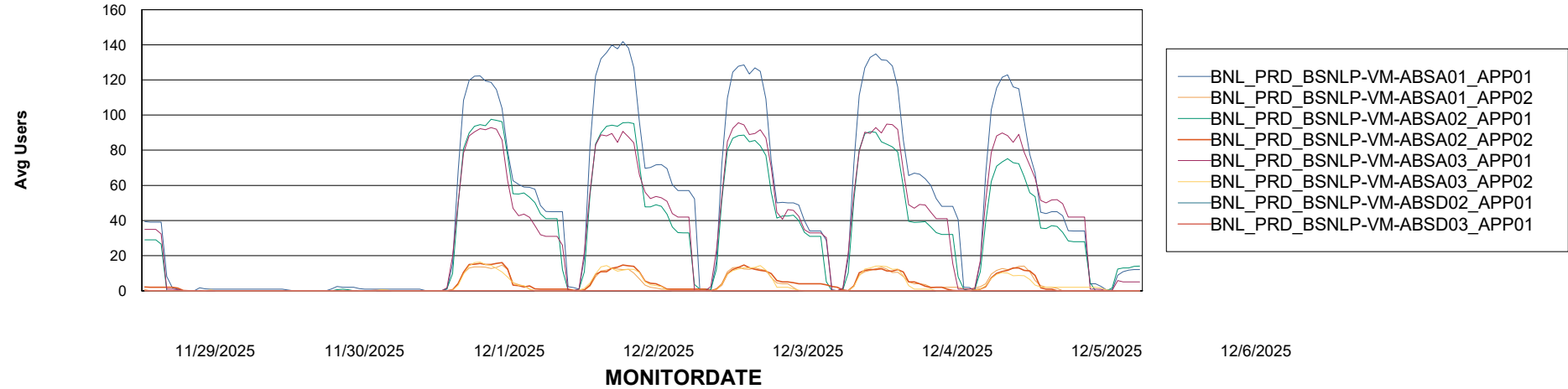


ABSSolute Application Server Services

Avg memory used per ABS Server Service



Avg users per day per ABS server



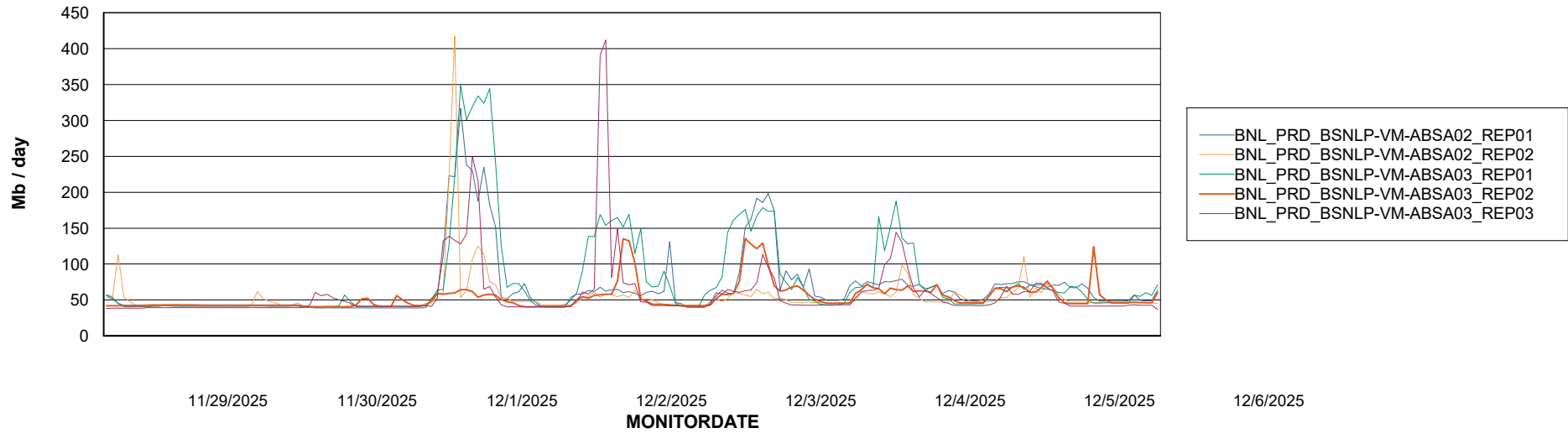
Weekly SLA Customer Report

Customer BNL_Production
Database ID 83



ABSSolute Application ReportServer Services

Avg memory used per ReportServer Service



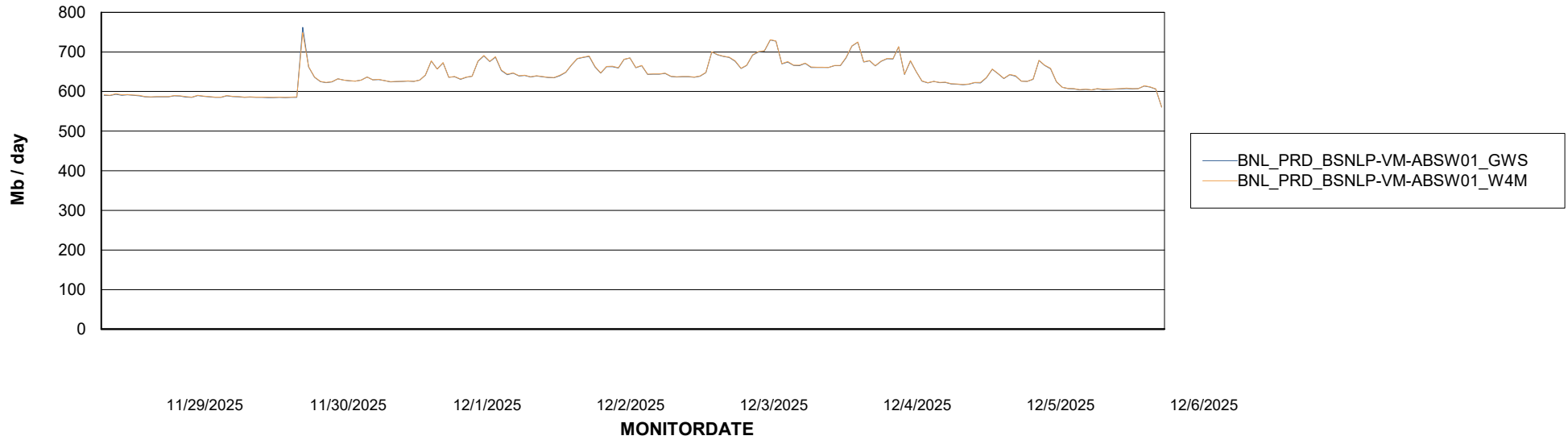
Weekly SLA Customer Report

Customer BNL_Production
Database ID 83



ABSSolute Web Component Services

Avg memory used per ABS Web component



Weekly SLA Customer Report

Customer BNL_Production
Database ID 83



Disaster per ABS component

