

Weekly SLA Customer Report

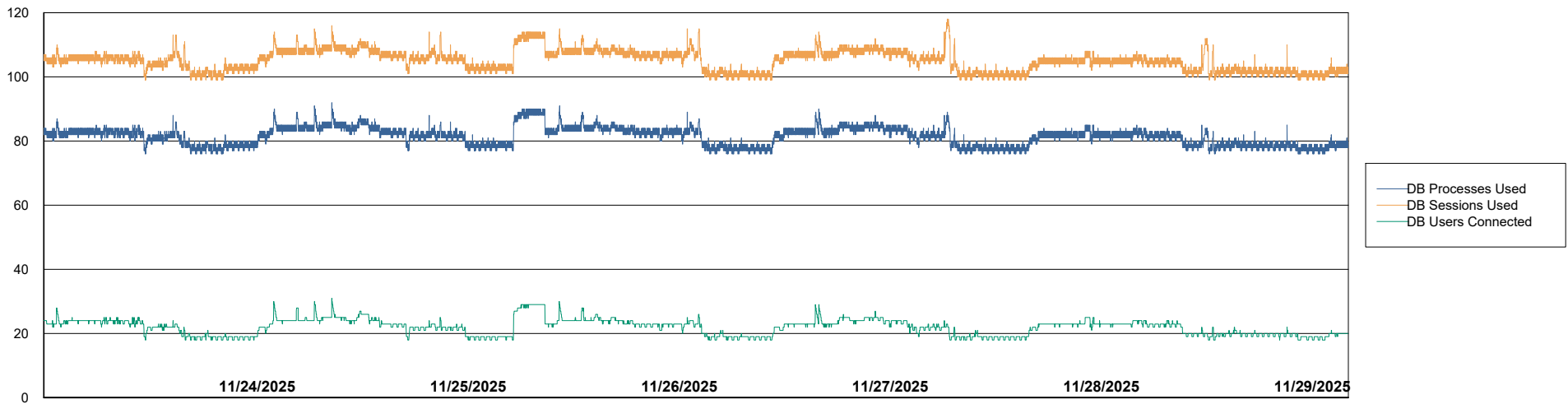
Customer RAS_Production
 Database ID 189



Harddisk Usage RAS_PRD_NEDLIN-ST-APP01

	Free disk space on C: (%)	Total disk space on C: (Gb)	Used disk space on C: (Gb)	Free disk space on D: (%)	Total disk space on D: (Gb)	Used disk space on D: (Gb)	Free disk space on E: (%)	Total disk space on E: (Gb)	Used disk space on E: (Gb)
11/29/2025	30	249	175	22	411	323	73	100	27
11/28/2025	30	249	175	22	411	323	74	100	26
11/27/2025	30	249	174	22	411	323	75	100	25
11/26/2025	31	249	173	22	411	323	76	100	24
11/25/2025	31	249	172	22	411	323	76	100	24
11/24/2025	31	249	172	22	411	323	77	100	23
11/23/2025	31	249	172	22	411	323	76	100	24

Database Performance RAS_PRD_NEDLIN-ST-APP01_ABS1



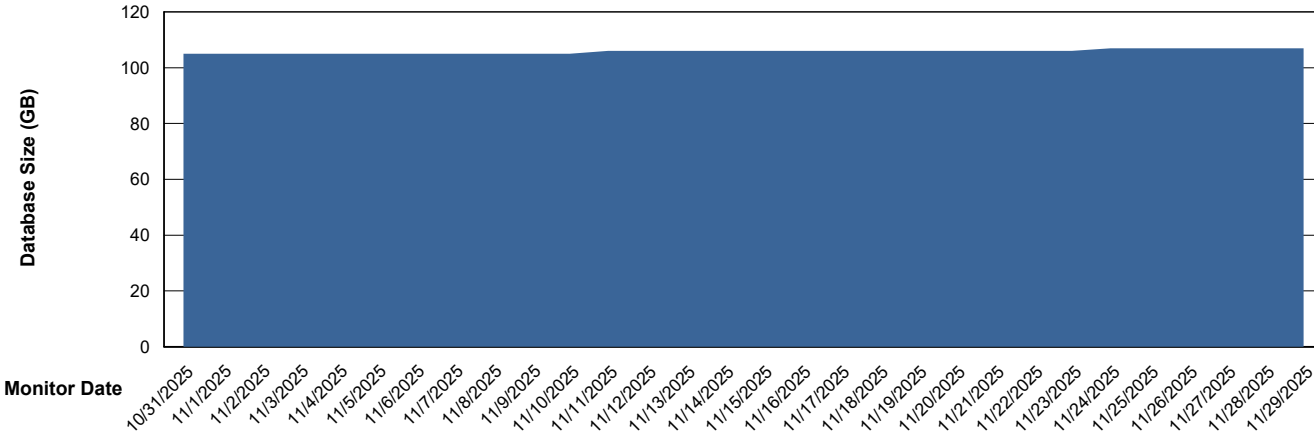
Weekly SLA Customer Report

Customer RAS_Production
 Database ID 189



DATABASE SIZE RAS_PRD_NEDLIN-ST-APP01_ABS1

Database growth over last month



Database Tablespace RAS_PRD_NEDLIN-ST-APP01_ABS1

Date	Tablespace Name	Filesize (Gb)	Usedsize (Gb)	Percentage free
11/29/2025	ABSDATA	45	25	46
	INDX	121	67	45
11/28/2025	ABSDATA	45	25	46
	INDX	121	67	45
11/27/2025	ABSDATA	45	24	46
	INDX	121	67	45
11/26/2025	ABSDATA	45	24	46
	INDX	121	67	45
11/25/2025	ABSDATA	45	24	47
	INDX	121	67	45
11/24/2025	ABSDATA	45	24	47
	INDX	121	67	45
11/23/2025	ABSDATA	45	24	47
	INDX	121	66	45

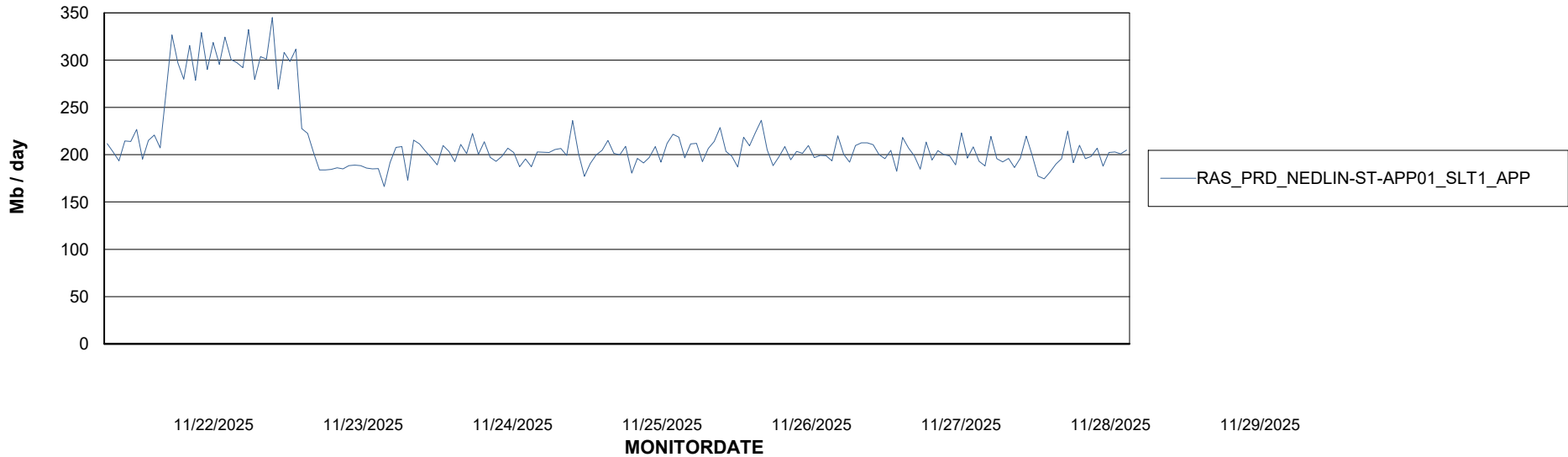
Weekly SLA Customer Report

Customer RAS_Production
Database ID 189

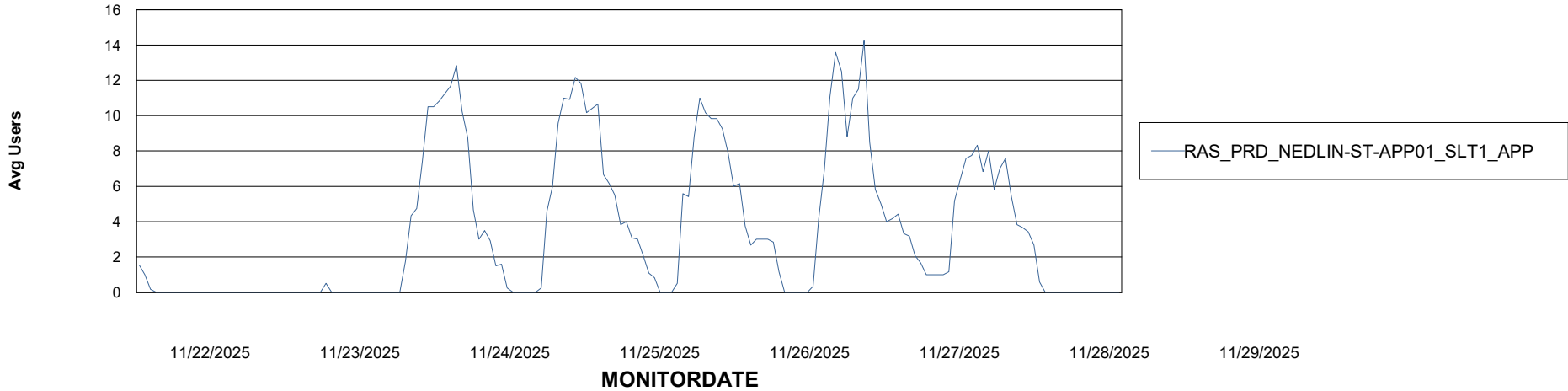


ABSSolute Application Server Services

Avg memory used per ABS Server Service



Avg users per day per ABS server



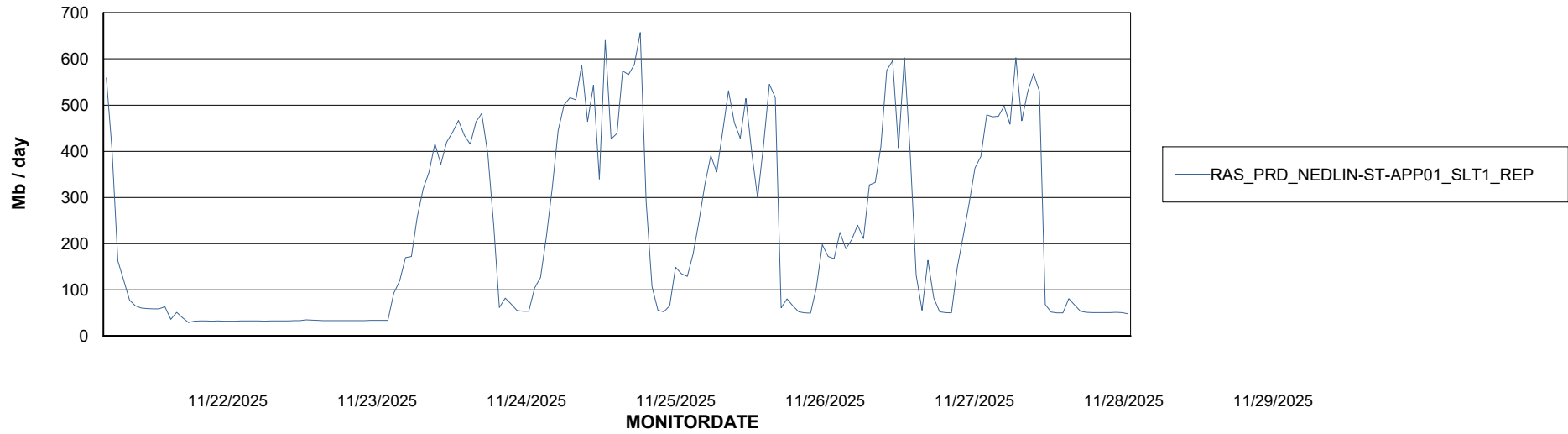
Weekly SLA Customer Report

Customer RAS_Production
Database ID 189



ABSSolute Application ReportServer Services

Avg memory used per ReportServer Service



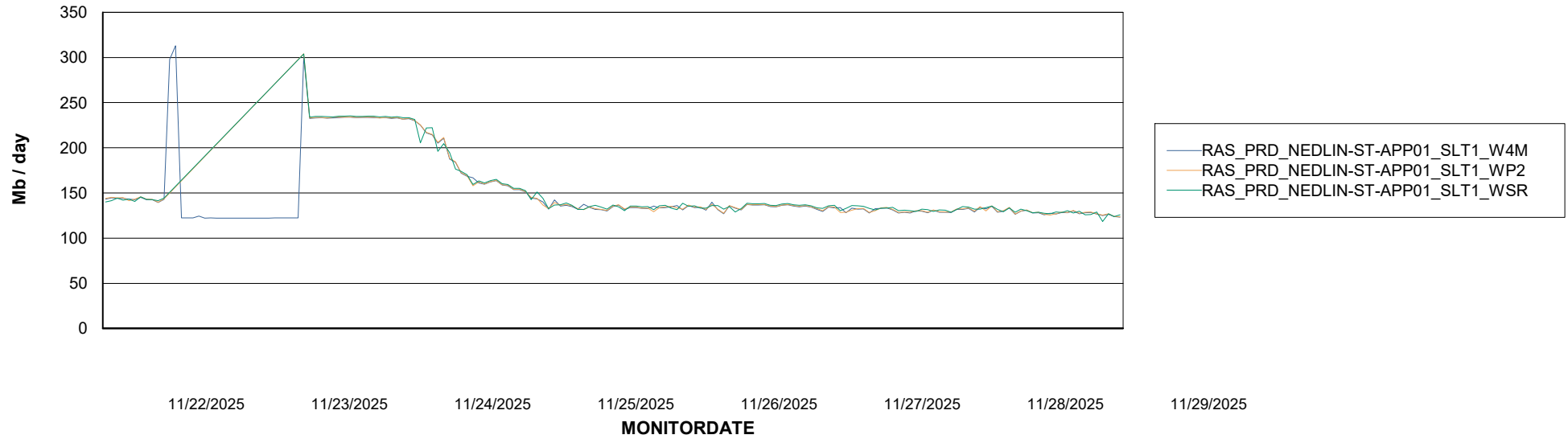
Weekly SLA Customer Report

Customer RAS_Production
Database ID 189



ABSSolute Web Component Services

Avg memory used per ABS Web component



Weekly SLA Customer Report

Customer RAS_Production
Database ID 189



Disaster per ABS component

