

# Weekly SLA Customer Report

Customer SPI\_Production  
Database ID 49



## Harddisk Usage SPI\_PRD\_SRV2016-SW1

	Free disk space on C: (%)	Total disk space on C: (Gb)	Used disk space on C: (Gb)	Free disk space on D: (%)	Total disk space on D: (Gb)	Used disk space on D: (Gb)
11/22/2025	35	79	52	55	100	45
11/21/2025	35	79	52	55	100	45
11/20/2025	35	79	52	55	100	45
11/19/2025	35	79	52	55	100	45
11/18/2025	35	79	52	55	100	45
11/17/2025	35	79	52	55	100	45
11/16/2025	35	79	52	55	100	45

## Harddisk Usage SPI\_PRD\_SRV2016-SW2

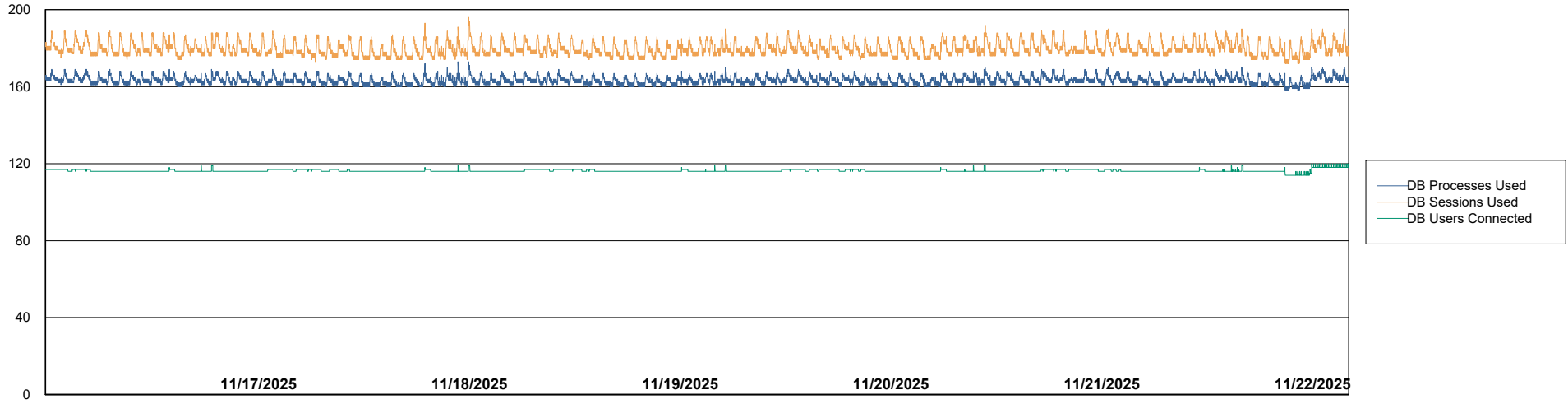
	Free disk space on C: (%)	Total disk space on C: (Gb)	Used disk space on C: (Gb)	Free disk space on D: (%)	Total disk space on D: (Gb)	Used disk space on D: (Gb)
11/22/2025	28	79	57	59	150	62
11/21/2025	28	79	57	59	150	62
11/20/2025	28	79	57	59	150	62
11/19/2025	28	79	57	59	150	62
11/18/2025	29	79	57	59	150	62
11/17/2025	29	79	57	59	150	62
11/16/2025	29	79	57	59	150	62

# Weekly SLA Customer Report

Customer SPI\_Production  
Database ID 49



Database Performance SPI\_PRD\_SRV2016-SW1\_ABS1



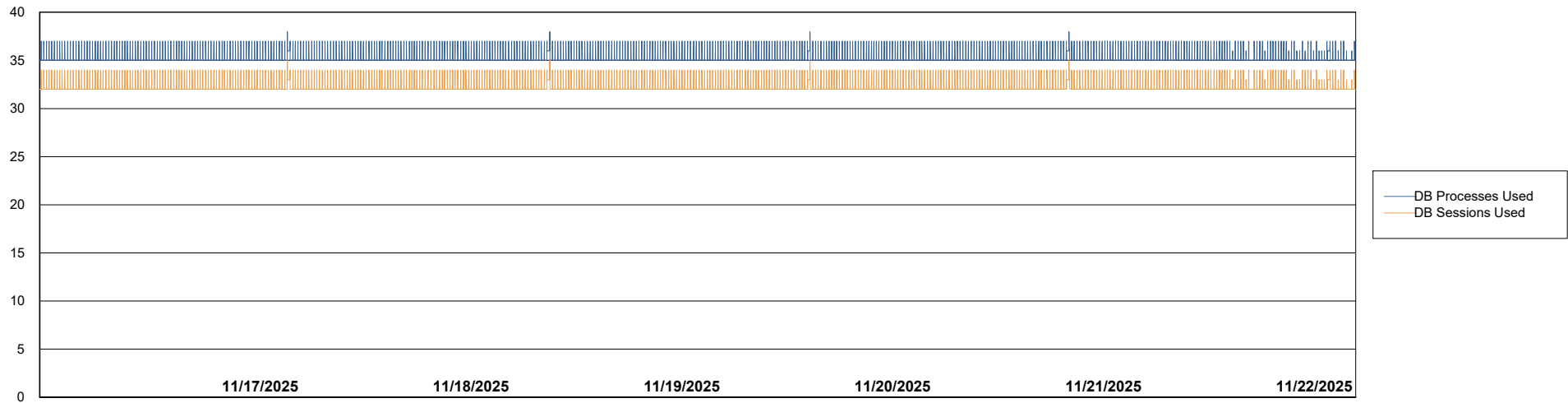
# Weekly SLA Customer Report

Customer SPI\_Production  
Database ID 49



Database Performance SPI\_PRD\_SRV2016-SW2\_HSBABS1

DB Processes Max 500



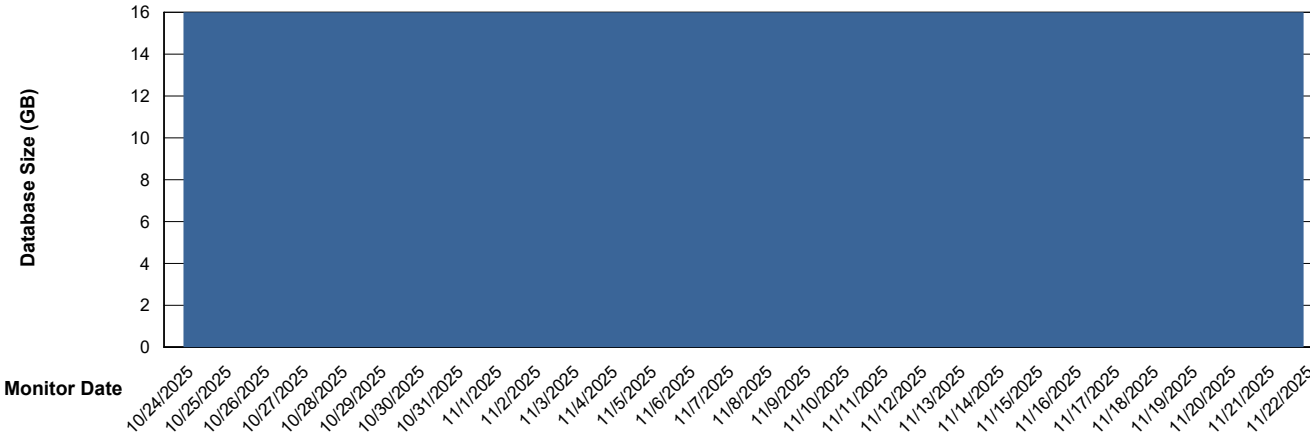
# Weekly SLA Customer Report

Customer SPI\_Production  
 Database ID 49



DATABASE SIZE SPI\_PRD\_SRV2016-SW1\_ABS1

## Database growth over last month



Database Tablespace SPI\_PRD\_SRV2016-SW1\_ABS1

Date	Tablespace Name	Filesize (Gb)	Usedsize (Gb)	Percentage free
11/22/2025	ABSDATA	5	3	36
	INDX	8	6	30
11/21/2025	ABSDATA	5	3	36
	INDX	8	6	30
11/20/2025	ABSDATA	5	3	36
	INDX	8	6	30
11/19/2025	ABSDATA	5	3	36
	INDX	8	6	30
11/18/2025	ABSDATA	5	3	36
	INDX	8	6	30
11/17/2025	ABSDATA	5	3	36
	INDX	8	6	30
11/16/2025	ABSDATA	5	3	36
	INDX	8	6	30

# Weekly SLA Customer Report

Customer SPI\_Production  
Database ID 49



Standby Database Health SPI\_Production

### Recovery lag for last 7 days

