

Weekly SLA Customer Report

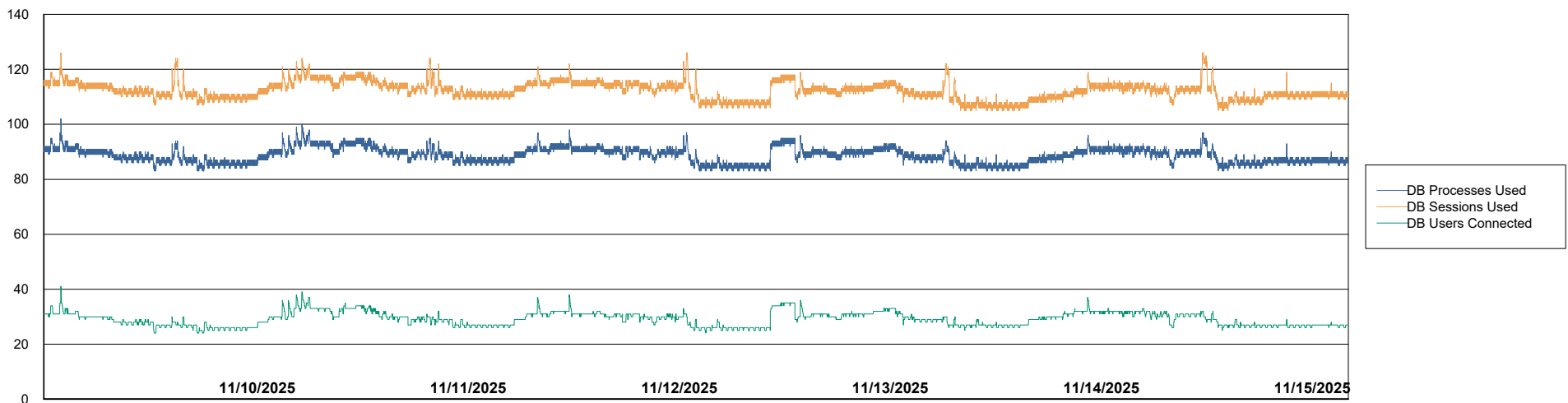
Customer RAS_Production
 Database ID 189



Harddisk Usage RAS_PRD_NEDLIN-ST-APP01

	Free disk space on C: (%)	Total disk space on C: (Gb)	Used disk space on C: (Gb)	Free disk space on D: (%)	Total disk space on D: (Gb)	Used disk space on D: (Gb)	Free disk space on E: (%)	Total disk space on E: (Gb)	Used disk space on E: (Gb)
11/15/2025	32	249	170	22	411	323	73	100	27
11/14/2025	32	249	170	22	411	323	73	100	27
11/13/2025	33	249	167	22	411	323	74	100	26
11/12/2025	33	249	167	22	411	323	74	100	26
11/11/2025	34	249	165	22	411	323	75	100	25
11/10/2025	34	249	165	22	411	323	76	100	24
11/9/2025	34	249	165	22	411	323	77	100	23

Database Performance RAS_PRD_NEDLIN-ST-APP01_ABS1



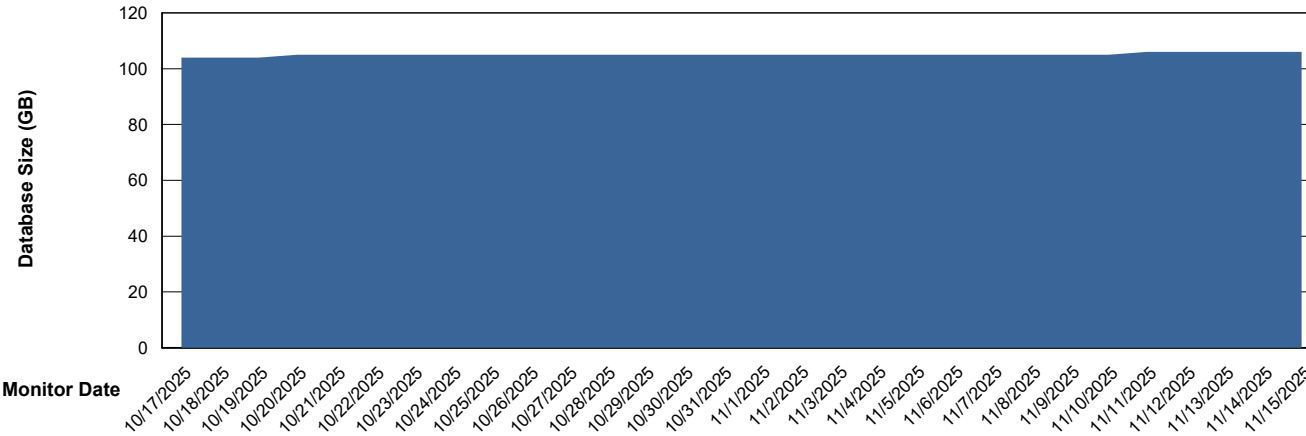
Weekly SLA Customer Report

Customer RAS_Production
 Database ID 189



DATABASE SIZE RAS_PRD_NEDLIN-ST-APP01_ABS1

Database growth over last month



Database Tablespace RAS_PRD_NEDLIN-ST-APP01_ABS1

Date	Tablespace Name	Filesize (Gb)	Usedsize (Gb)	Percentage free
11/15/2025	ABSDATA	45	24	47
	INDX	121	66	45
11/14/2025	ABSDATA	45	24	47
	INDX	121	66	45
11/13/2025	ABSDATA	45	24	47
	INDX	121	66	45
11/12/2025	ABSDATA	45	24	47
	INDX	121	66	45
11/11/2025	ABSDATA	45	24	47
	INDX	121	66	46
11/10/2025	ABSDATA	45	24	47
	INDX	121	66	46
11/9/2025	ABSDATA	45	24	47
	INDX	121	66	46

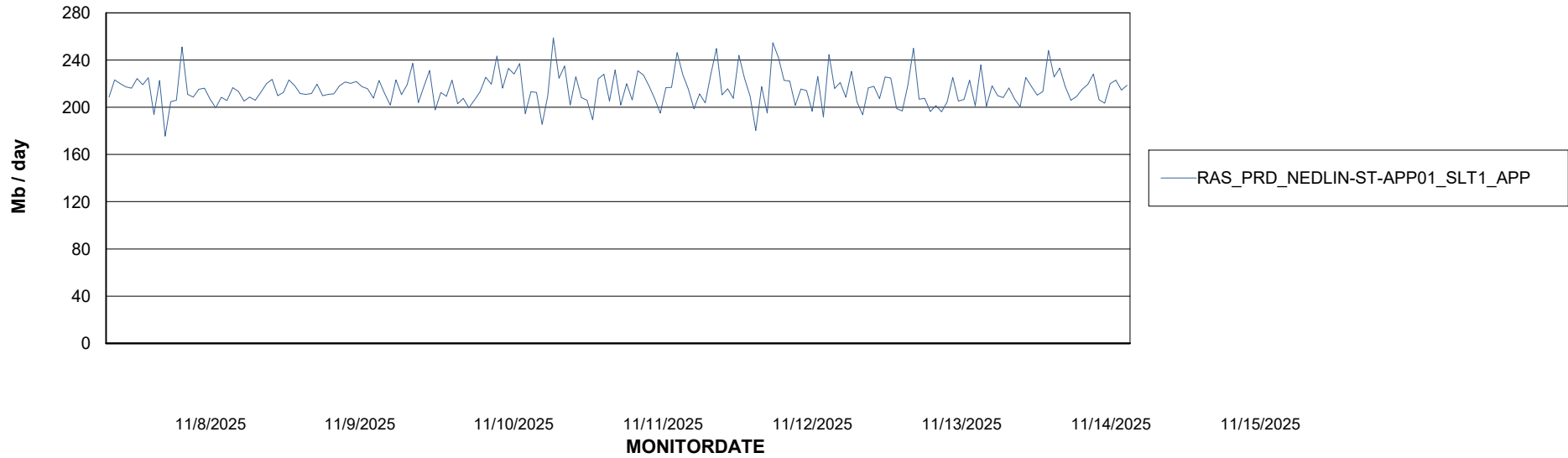
Weekly SLA Customer Report

Customer RAS_Production
Database ID 189

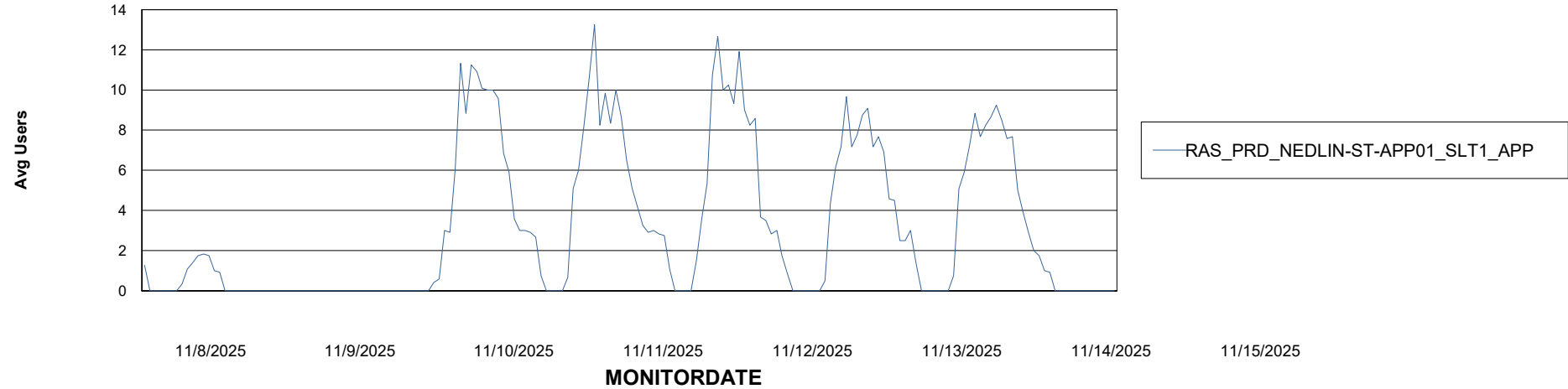


ABSSolute Application Server Services

Avg memory used per ABS Server Service



Avg users per day per ABS server



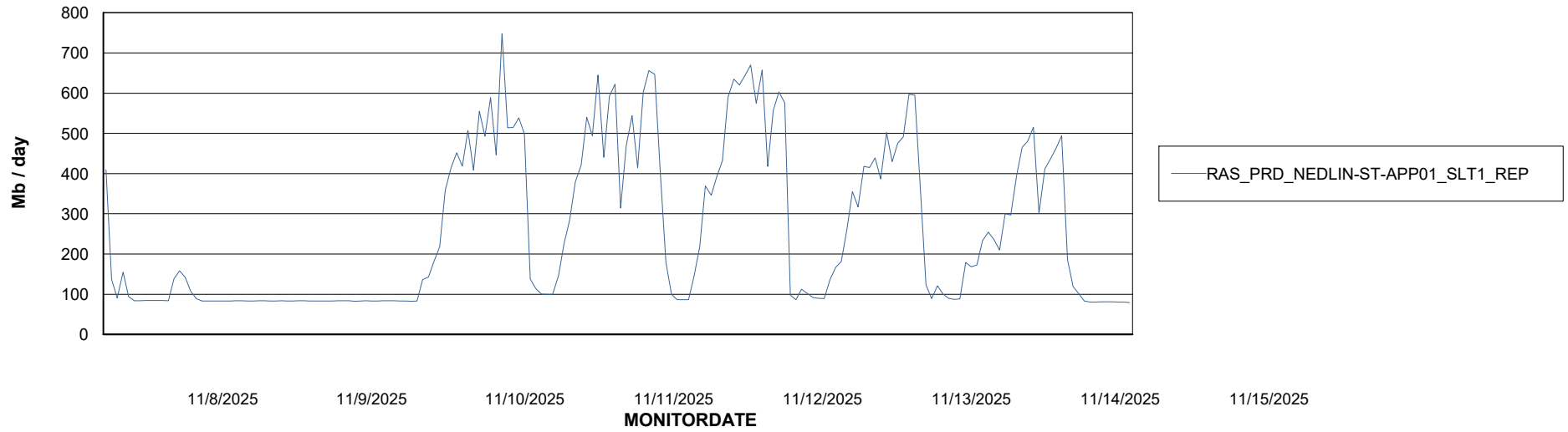
Weekly SLA Customer Report

Customer RAS_Production
Database ID 189



ABSSolute Application ReportServer Services

Avg memory used per ReportServer Service



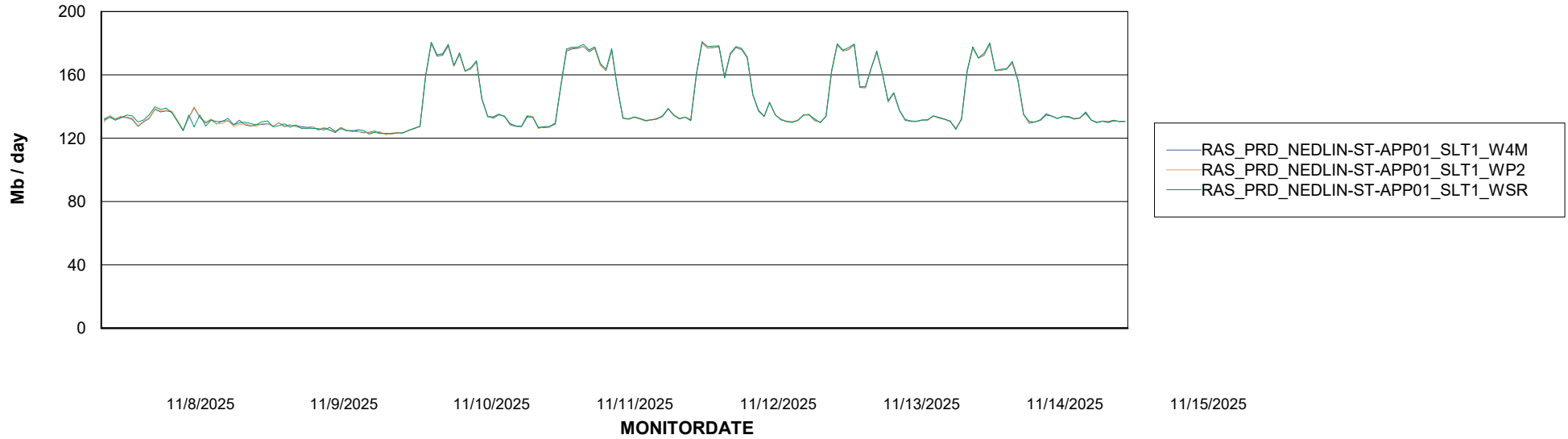
Weekly SLA Customer Report

Customer RAS_Production
Database ID 189



ABSSolute Web Component Services

Avg memory used per ABS Web component



Weekly SLA Customer Report

Customer RAS_Production
Database ID 189



Disaster per ABS component

