

# Weekly SLA Customer Report

Customer SPI\_Production  
 Database ID 49



Harddisk Usage SPI\_PRD\_SRV2016-SW1

	Free disk space on C: (%)	Total disk space on C: (Gb)	Used disk space on C: (Gb)	Free disk space on D: (%)	Total disk space on D: (Gb)	Used disk space on D: (Gb)
11/1/2025	34	79	52	55	100	45
10/31/2025	34	79	52	55	100	45
10/30/2025	34	79	52	55	100	45
10/29/2025	34	79	52	55	100	45
10/28/2025	34	79	52	55	100	45
10/27/2025	34	79	52	55	100	45
10/26/2025	34	79	52	55	100	45

Harddisk Usage SPI\_PRD\_SRV2016-SW2

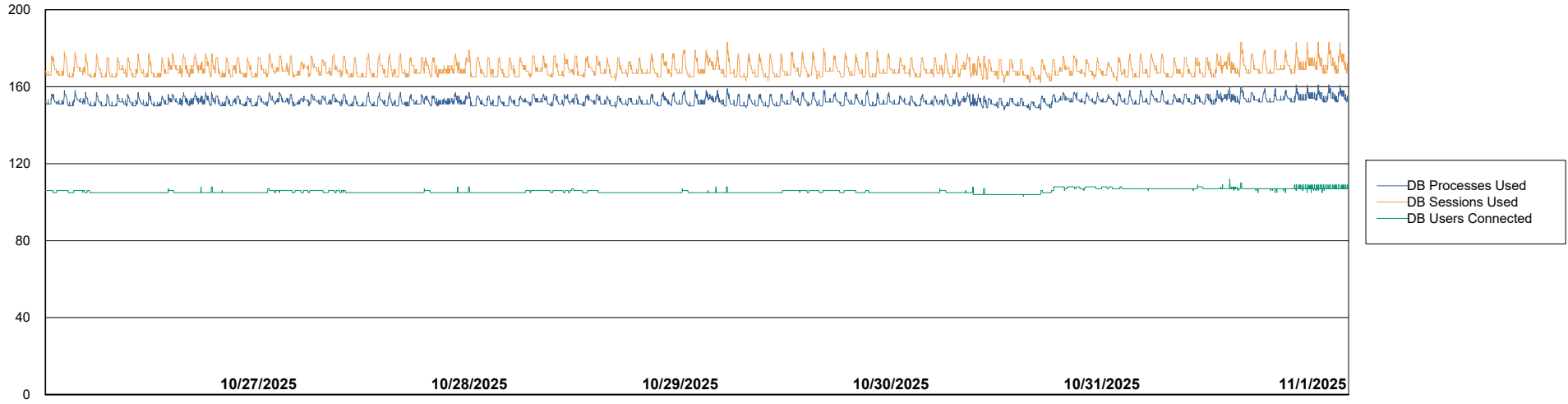
	Free disk space on C: (%)	Total disk space on C: (Gb)	Used disk space on C: (Gb)	Free disk space on D: (%)	Total disk space on D: (Gb)	Used disk space on D: (Gb)
11/1/2025	32	79	54	59	150	62
10/31/2025	32	79	54	59	150	62
10/30/2025	32	79	54	59	150	62
10/29/2025	31	79	54	59	150	62
10/28/2025	31	79	55	59	150	62
10/27/2025	31	79	55	59	150	62
10/26/2025	31	79	55	59	150	62

# Weekly SLA Customer Report

Customer SPI\_Production  
Database ID 49



Database Performance SPI\_PRD\_SRV2016-SW1\_ABS1



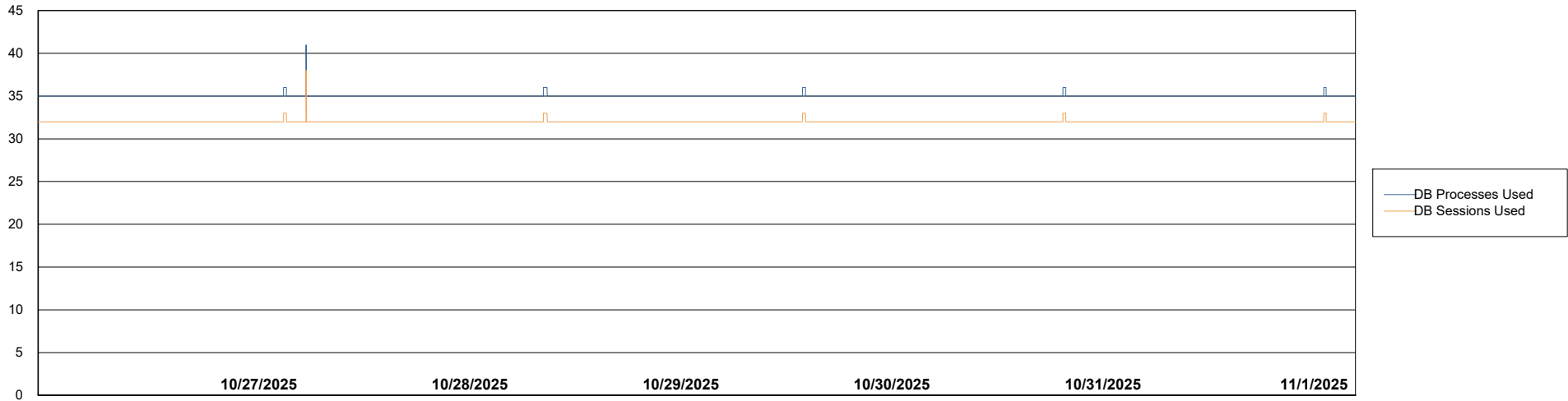
# Weekly SLA Customer Report

Customer SPI\_Production  
Database ID 49



Database Performance SPI\_PRD\_SRV2016-SW2\_HSBABS1

DB Processes Max 500



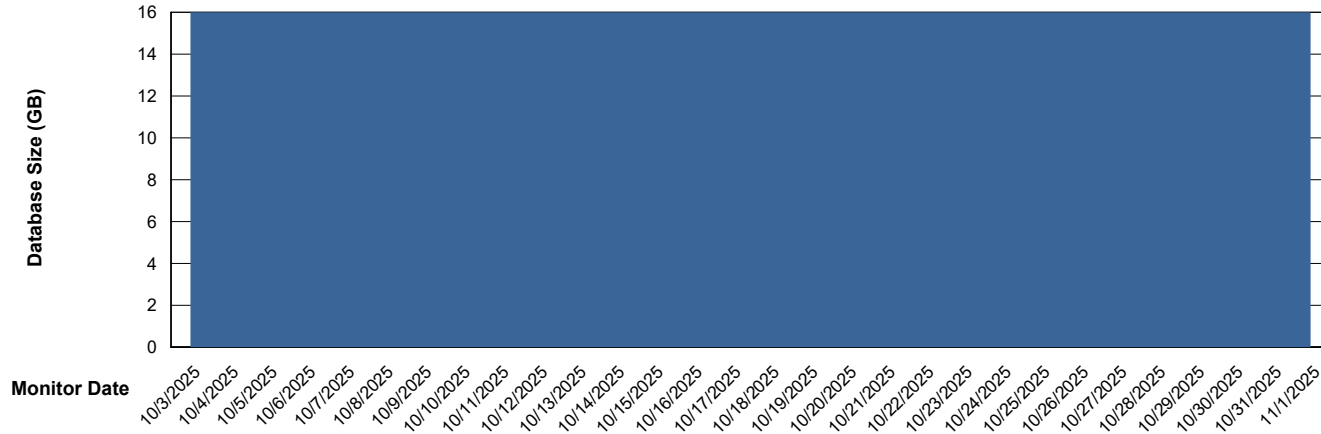
# Weekly SLA Customer Report

Customer SPI\_Production  
 Database ID 49



DATABASE SIZE SPI\_PRD\_SRV2016-SW1\_ABS1

## Database growth over last month



Database Tablespace SPI\_PRD\_SRV2016-SW1\_ABS1

Date	Tablespace Name	Filesize (Gb)	Usedsize (Gb)	Percentage free
11/1/2025	ABSDATA	5	3	36
	INDX	8	6	30
10/31/2025	ABSDATA	5	3	36
	INDX	8	6	30
10/30/2025	ABSDATA	5	3	36
	INDX	8	6	30
10/29/2025	ABSDATA	5	3	36
	INDX	8	6	30
10/28/2025	ABSDATA	5	3	36
	INDX	8	6	30
10/27/2025	ABSDATA	5	3	36
	INDX	8	6	30
10/26/2025	ABSDATA	5	3	36
	INDX	8	6	30

# Weekly SLA Customer Report

Customer SPI\_Production  
Database ID 49



Standby Database Health SPI\_Production

### Recovery lag for last 7 days

