

Weekly SLA Customer Report

Customer LLG_Production
 Database ID 148



Harddisk Usage LLG_ABSAPPS01

	Free disk space on C: (%)	Total disk space on C: (Gb)	Used disk space on C: (Gb)	Free disk space on D: (%)	Total disk space on D: (Gb)	Used disk space on D: (Gb)
11/1/2025	77	500	113	98	393	7
10/31/2025	78	500	112	98	393	7
10/30/2025	78	500	112	98	393	7
10/29/2025	77	500	113	98	393	7
10/28/2025	78	500	112	98	393	7
10/27/2025	78	500	111	98	393	7
10/26/2025	78	500	111	98	393	7

Harddisk Usage LLG_ABSApps02

	Free disk space on C: (%)	Total disk space on C: (Gb)	Used disk space on C: (Gb)	Free disk space on D: (%)	Total disk space on D: (Gb)	Used disk space on D: (Gb)
11/1/2025	90	500	50	96	393	16
10/31/2025	90	500	50	96	393	16
10/30/2025	90	500	50	96	393	16
10/29/2025	90	500	50	96	393	16
10/28/2025	90	500	51	96	393	16
10/27/2025	90	500	52	96	393	16
10/26/2025	90	500	51	96	393	16

Weekly SLA Customer Report

Customer LLG_Production
 Database ID 148



Harddisk Usage LLG_ABSBI01

	Free disk space on C: (%)	Total disk space on C: (Gb)	Used disk space on C: (Gb)	Free disk space on D: (%)	Total disk space on D: (Gb)	Used disk space on D: (Gb)
11/1/2025	82	446	81	90	2,681	270
10/31/2025	82	446	81	90	2,681	270
10/30/2025	82	446	81	90	2,681	270
10/29/2025	82	446	81	90	2,681	270
10/28/2025	82	446	80	90	2,681	270
10/27/2025	82	446	80	90	2,681	270
10/26/2025	82	446	81	90	2,681	269

Harddisk Usage LLG_ABSDB01

	Free disk space on C: (%)	Total disk space on C: (Gb)	Used disk space on C: (Gb)	Free disk space on D: (%)	Total disk space on D: (Gb)	Used disk space on D: (Gb)	Free disk space on E: (%)	Total disk space on E: (Gb)	Used disk space on E: (Gb)
11/1/2025	87	446	59	69	1,605	499	66	1,077	369
10/31/2025	87	446	58	69	1,605	499	66	1,077	368
10/30/2025	87	446	58	69	1,605	499	66	1,077	369
10/29/2025	87	446	58	69	1,605	499	66	1,077	368
10/28/2025	87	446	57	69	1,605	499	66	1,077	368
10/27/2025	87	446	56	69	1,605	499	65	1,077	372
10/26/2025	87	446	56	69	1,605	499	64	1,077	383

Weekly SLA Customer Report

Customer LLG_Production
Database ID 148



Harddisk Usage LLG_ABSDB02

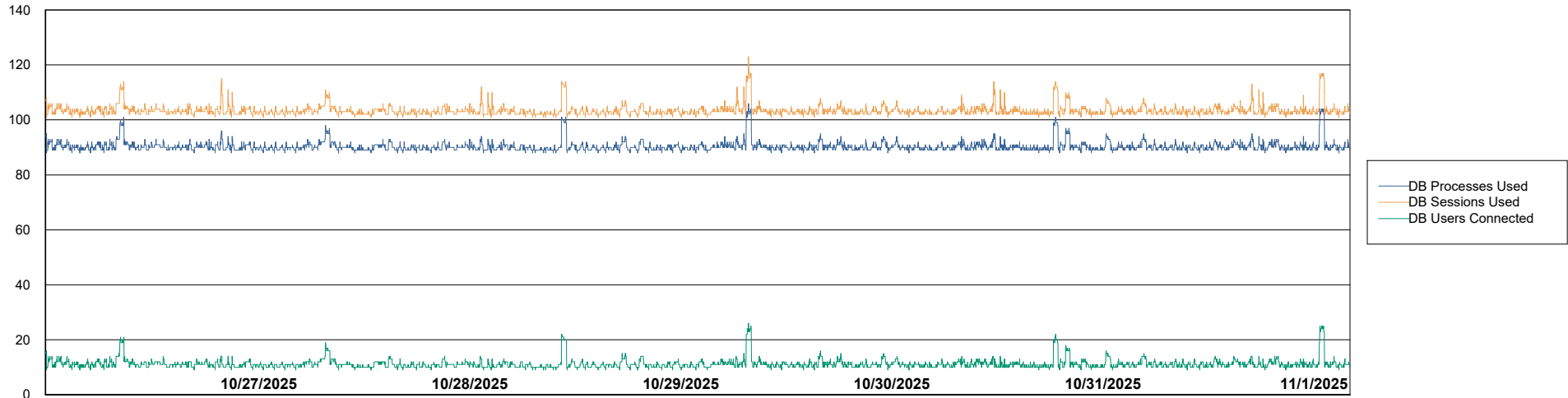
	Free disk space on C: (%)	Total disk space on C: (Gb)	Used disk space on C: (Gb)	Free disk space on D: (%)	Total disk space on D: (Gb)	Used disk space on D: (Gb)	Free disk space on E: (%)	Total disk space on E: (Gb)	Used disk space on E: (Gb)
11/1/2025	66	446	150	61	1,605	629	81	1,077	203
10/31/2025	66	446	150	61	1,605	629	81	1,077	204
10/30/2025	66	446	150	61	1,605	629	81	1,077	202
10/29/2025	66	446	150	61	1,605	629	81	1,077	200
10/28/2025	66	446	151	61	1,605	629	82	1,077	198
10/27/2025	67	446	146	61	1,605	629	80	1,077	210
10/26/2025	69	446	138	61	1,605	629	80	1,077	220

Weekly SLA Customer Report

Customer LLG_Production
Database ID 148



Database Performance LLG_ABSBI01_BI_PROD_ABS1

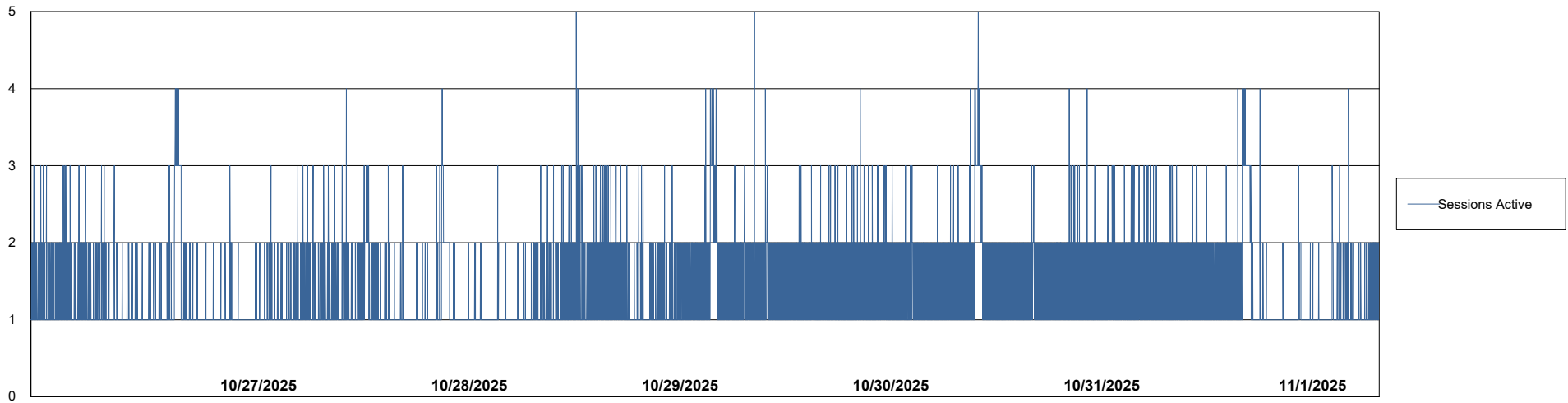
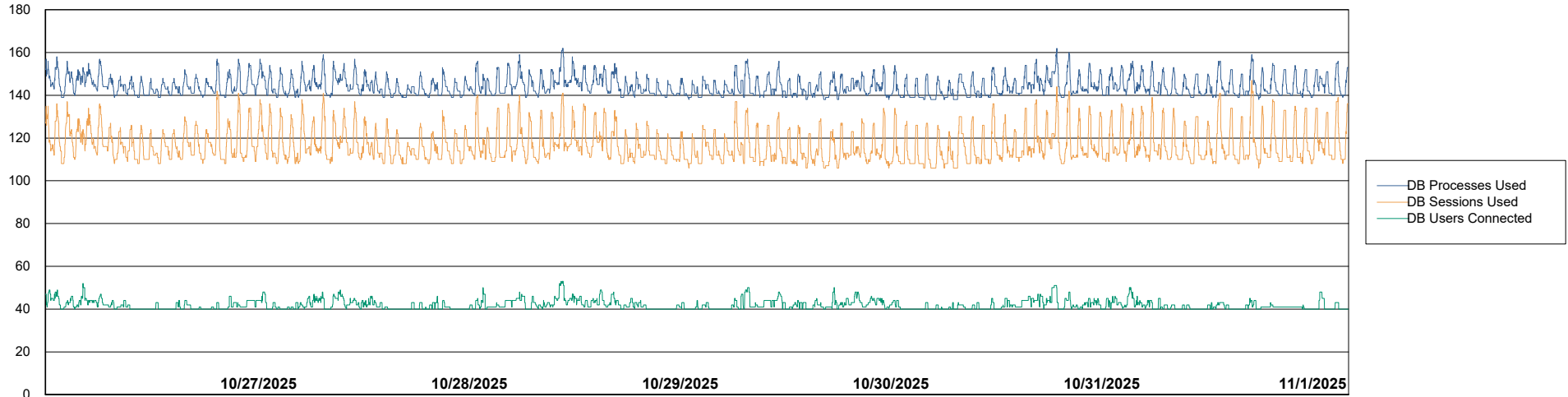


Weekly SLA Customer Report

Customer LLG_Production
Database ID 148



Database Performance LLG_ABSDB01_PROD_ABS1



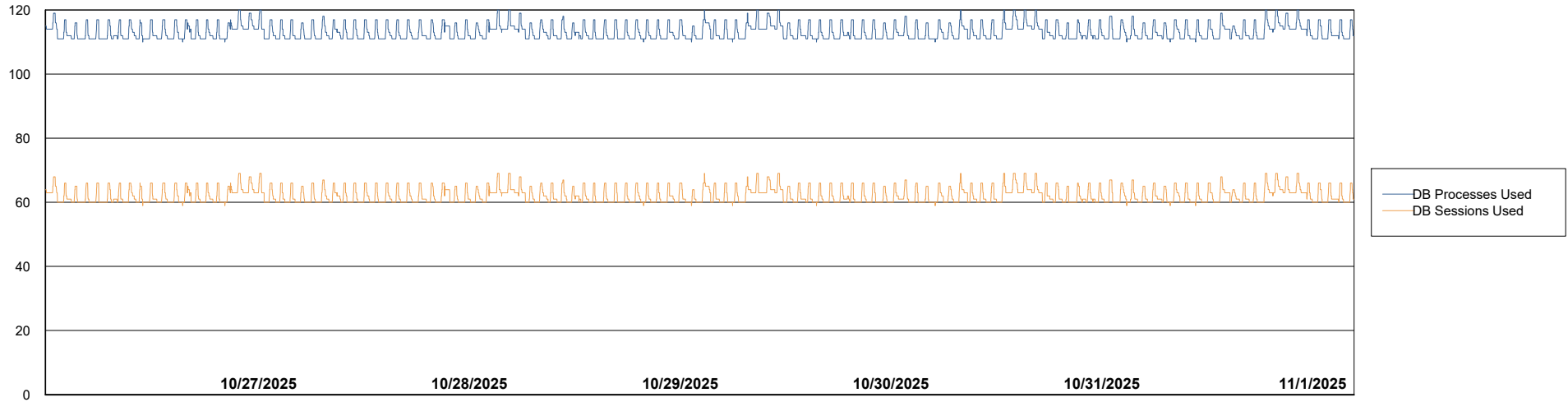
Weekly SLA Customer Report

Customer LLG_Production
Database ID 148



Database Performance LLG_ABSDB02_PROD_HSBABS1

DB Processes Max 0
DB Processes Max 300
DB Processes Max 4



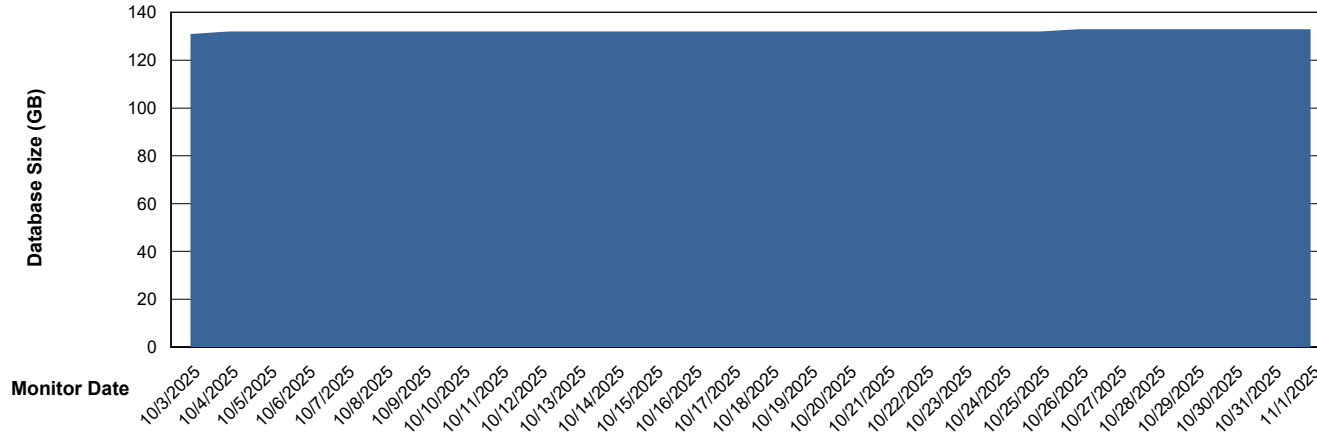
Weekly SLA Customer Report

Customer LLG_Production
Database ID 148



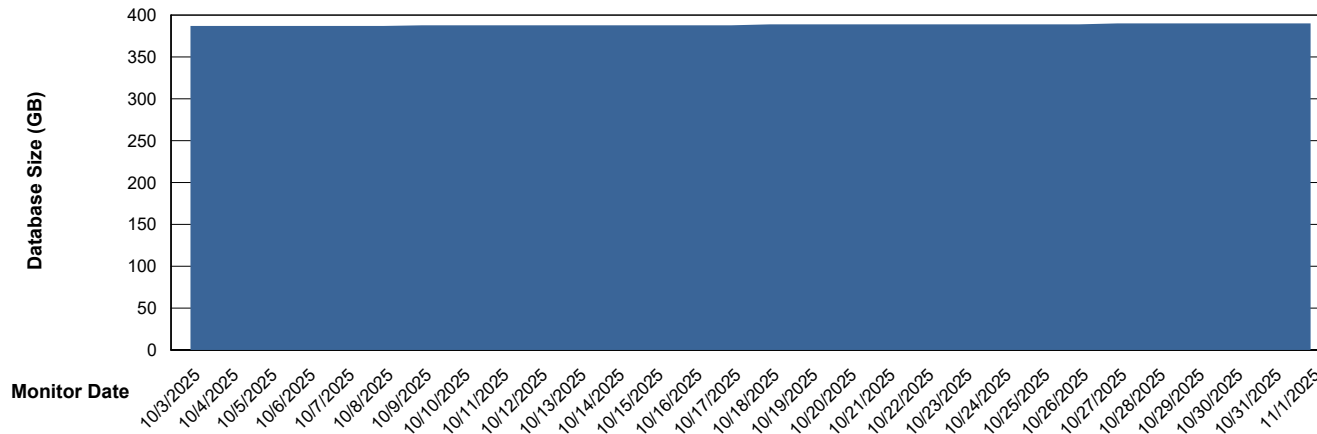
DATABASE SIZE LLG_ABSBI01_BI_PROD_ABS1

Database growth over last month



DATABASE SIZE LLG_ABSDB01_PROD_ABS1

Database growth over last month



Weekly SLA Customer Report

Customer LLG_Production
 Database ID 148



Database Tablespace LLG_ABSBI01_BI_PROD_ABS1

Date	Tablespace Name	Filesize (Gb)	Usedsize (Gb)	Percentage free
11/1/2025	ABSDATA	66	54	18
	INDX	84	70	17
10/31/2025	ABSDATA	66	54	18
	INDX	84	70	17
10/30/2025	ABSDATA	66	54	18
	INDX	84	70	17
10/29/2025	ABSDATA	66	54	18
	INDX	84	70	17
10/28/2025	ABSDATA	66	54	18
	INDX	84	70	17
10/27/2025	ABSDATA	66	54	18
	INDX	84	70	17
10/26/2025	ABSDATA	66	54	18
	INDX	84	70	17

Weekly SLA Customer Report

Customer LLG_Production
 Database ID 148



Database Tablespace LLG_ABSD01_PROD_ABS1

Date	Tablespace Name	Filesize (Gb)	Usedsize (Gb)	Percentage free
11/1/2025	ABSDATA	192	160	17
	INDX	256	215	16
10/31/2025	ABSDATA	192	160	17
	INDX	256	215	16
10/30/2025	ABSDATA	192	160	17
	INDX	256	215	16
10/29/2025	ABSDATA	192	160	17
	INDX	256	215	16
10/28/2025	ABSDATA	192	160	17
	INDX	256	215	16
10/27/2025	ABSDATA	192	159	17
	INDX	256	215	16
10/26/2025	ABSDATA	192	159	17
	INDX	256	215	16

BI Status and last ETL error for LLG_ABSBI01_BI_PROD_ABS1

	Mon 27/10/2025	Tue 28/10/2025	Wed 29/10/2025	Thu 30/10/2025	Fri 31/10/2025	Sat 1/11/2025
ABS DataWarehouse ETL Health	OK	OK	OK	OK	OK	OK
ABS DWHStaging ETL Health	OK	OK	OK	OK	OK	OK

Weekly SLA Customer Report

Customer LLG_Production
Database ID 148



BI last ETL error for	LLG_ABSBI01_BI_PROD_ABS1
Thu, 30-10-2025	None
Mon, 27-10-2025	None
Mon, 27-10-2025	None
Sat, 1-11-2025	None
Tue, 28-10-2025	None
Wed, 29-10-2025	None
Thu, 30-10-2025	None
Fri, 31-10-2025	None
Tue, 28-10-2025	None
Sat, 1-11-2025	None
Wed, 29-10-2025	None
Sun, 26-10-2025	None
Sun, 26-10-2025	None
Fri, 31-10-2025	None

Weekly SLA Customer Report

Customer LLG_Production
Database ID 148



Standby Database Health LLG_Production

Recovery lag for last 7 days



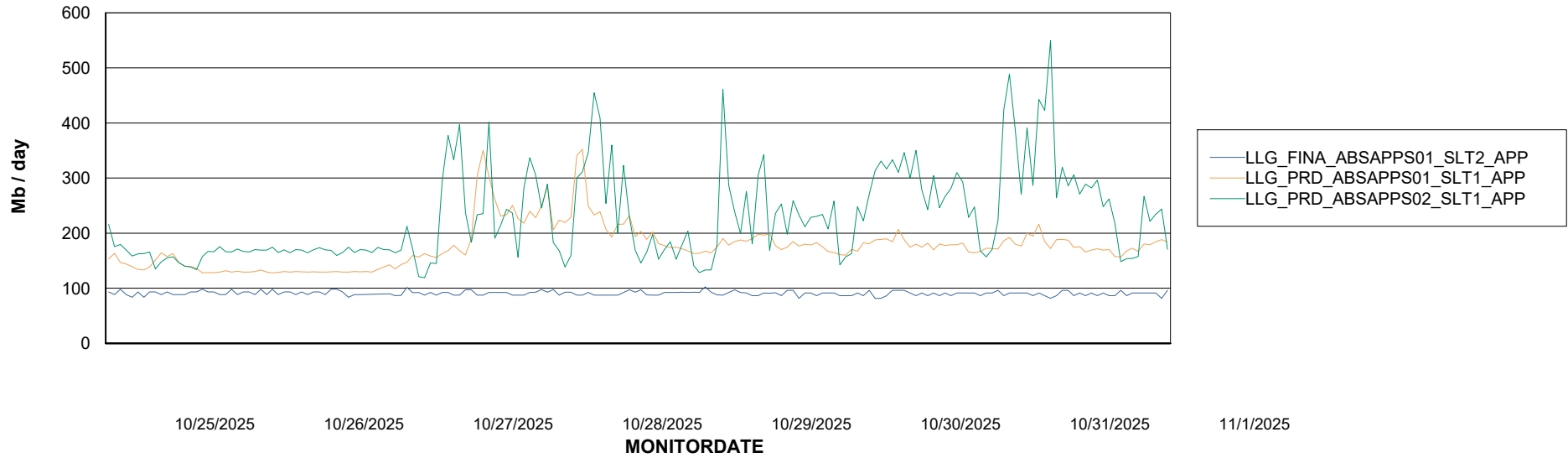
Weekly SLA Customer Report

Customer LLG_Production
Database ID 148

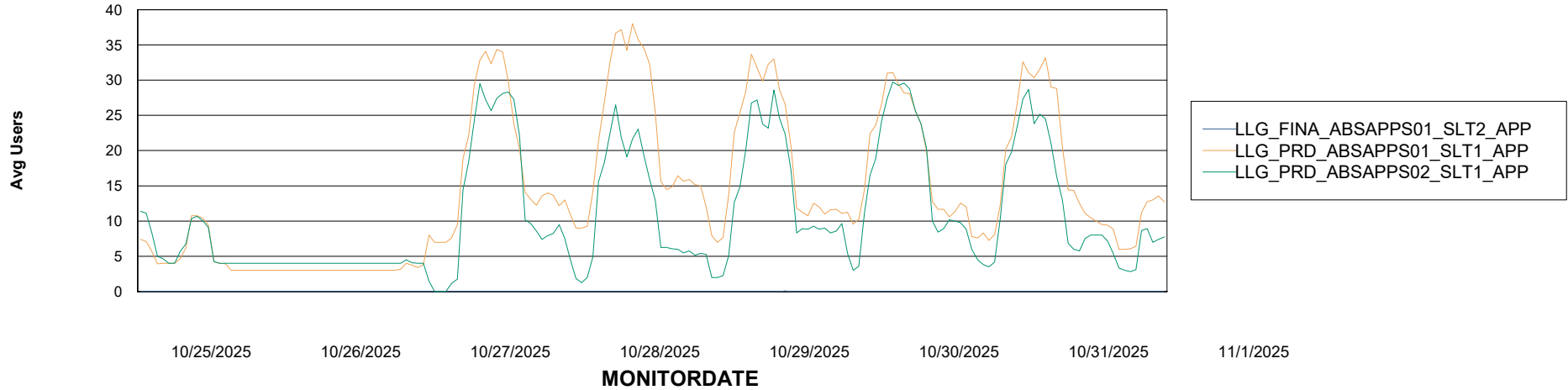


ABSSolute Application Server Services

Avg memory used per ABS Server Service



Avg users per day per ABS server



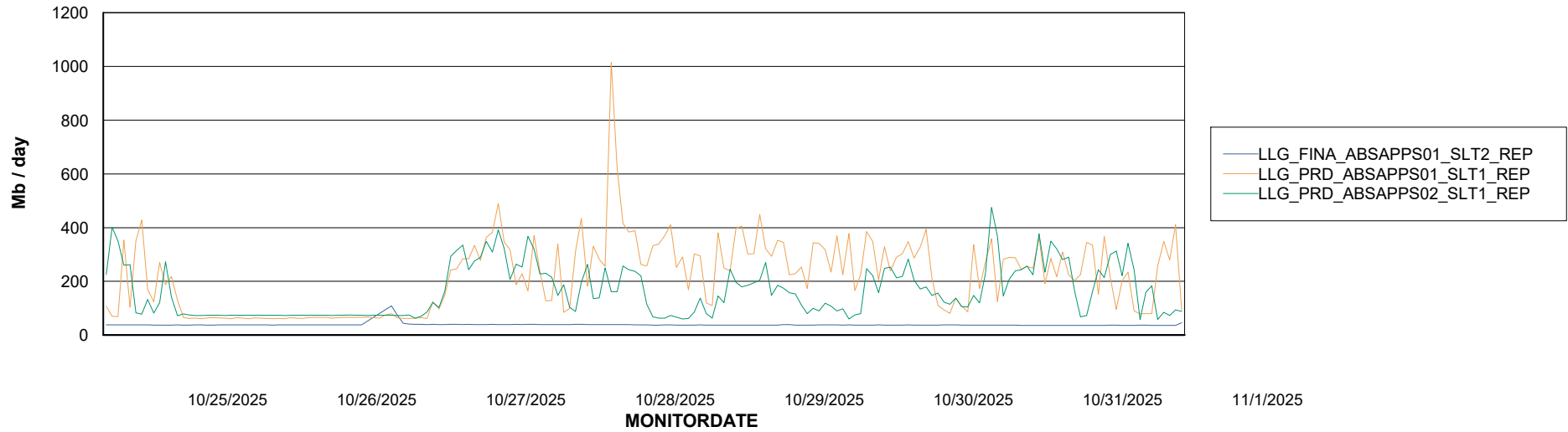
Weekly SLA Customer Report

Customer LLG_Production
Database ID 148



ABSSolute Application ReportServer Services

Avg memory used per ReportServer Service



Disaster per ABS component

