

Weekly SLA Customer Report

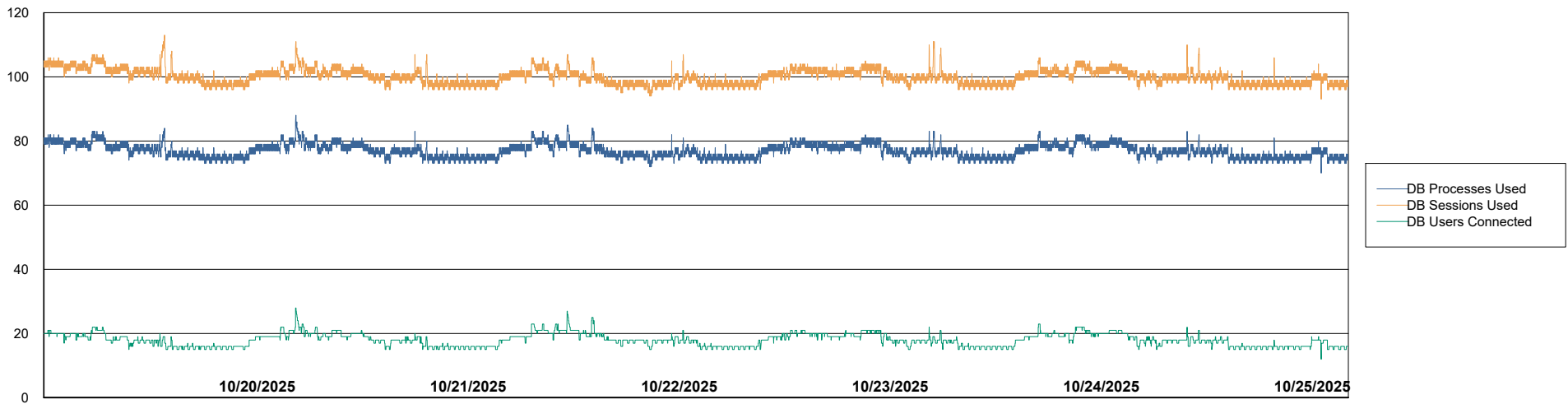
Customer RAS_Production
 Database ID 189



Harddisk Usage RAS_PRD_NEDLIN-ST-APP01

	Free disk space on C: (%)	Total disk space on C: (Gb)	Used disk space on C: (Gb)	Free disk space on D: (%)	Total disk space on D: (Gb)	Used disk space on D: (Gb)	Free disk space on E: (%)	Total disk space on E: (Gb)	Used disk space on E: (Gb)
10/25/2025	36	249	159	22	411	323	77	100	23
10/24/2025	37	249	158	22	411	323	79	100	21
10/23/2025	37	249	157	22	411	323	79	100	21
10/22/2025	37	249	157	22	411	323	79	100	21
10/21/2025	37	249	156	22	411	323	79	100	21
10/20/2025	38	249	156	22	411	323	80	100	20
10/19/2025	37	249	158	22	411	323	80	100	20

Database Performance RAS_PRD_NEDLIN-ST-APP01_ABS1



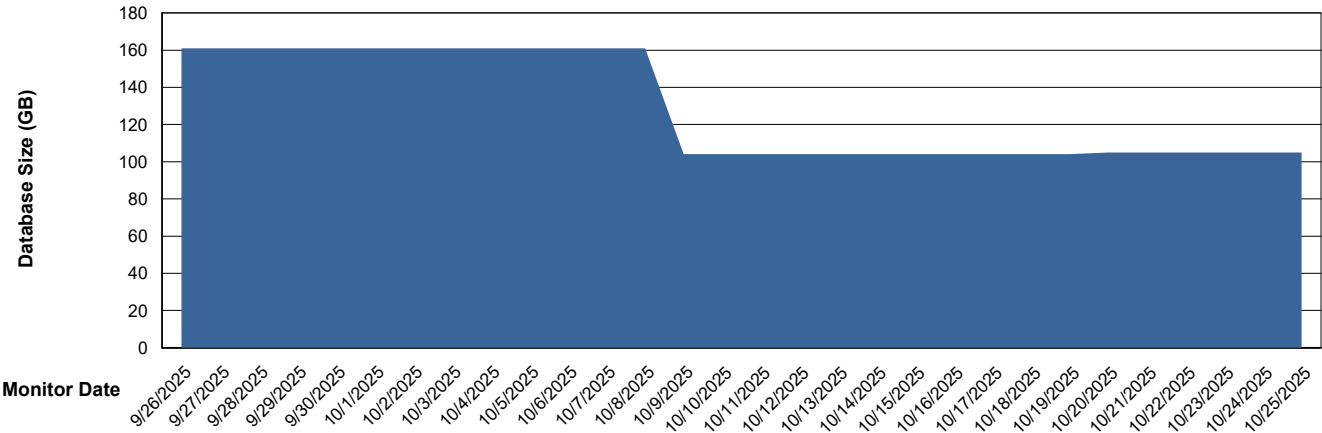
Weekly SLA Customer Report

Customer RAS_Production
 Database ID 189



DATABASE SIZE RAS_PRD_NEDLIN-ST-APP01_ABS1

Database growth over last month



Database Tablespace RAS_PRD_NEDLIN-ST-APP01_ABS1

Date	Tablespace Name	Filesize (Gb)	Usedsize (Gb)	Percentage free
10/25/2025	ABSDATA	45	24	48
	INDX	121	65	46
10/24/2025	ABSDATA	45	24	48
	INDX	121	65	46
10/23/2025	ABSDATA	45	24	48
	INDX	121	65	46
10/22/2025	ABSDATA	45	24	48
	INDX	121	65	46
10/21/2025	ABSDATA	45	24	48
	INDX	121	65	46
10/20/2025	ABSDATA	45	24	48
	INDX	121	65	46
10/19/2025	ABSDATA	45	24	48
	INDX	121	65	46

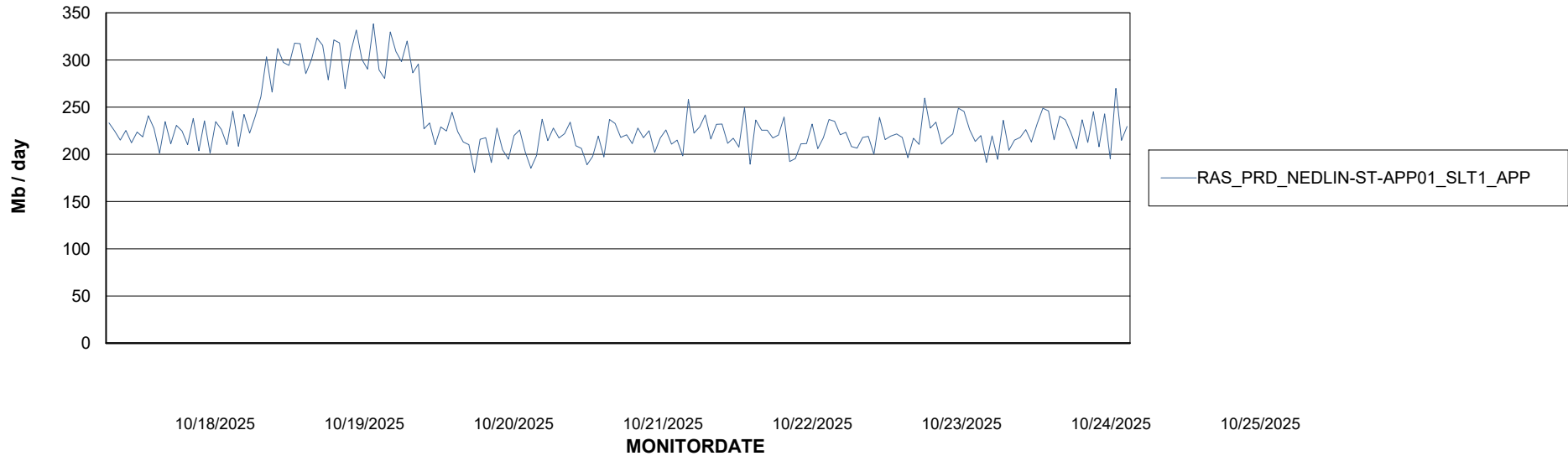
Weekly SLA Customer Report

Customer RAS_Production
Database ID 189

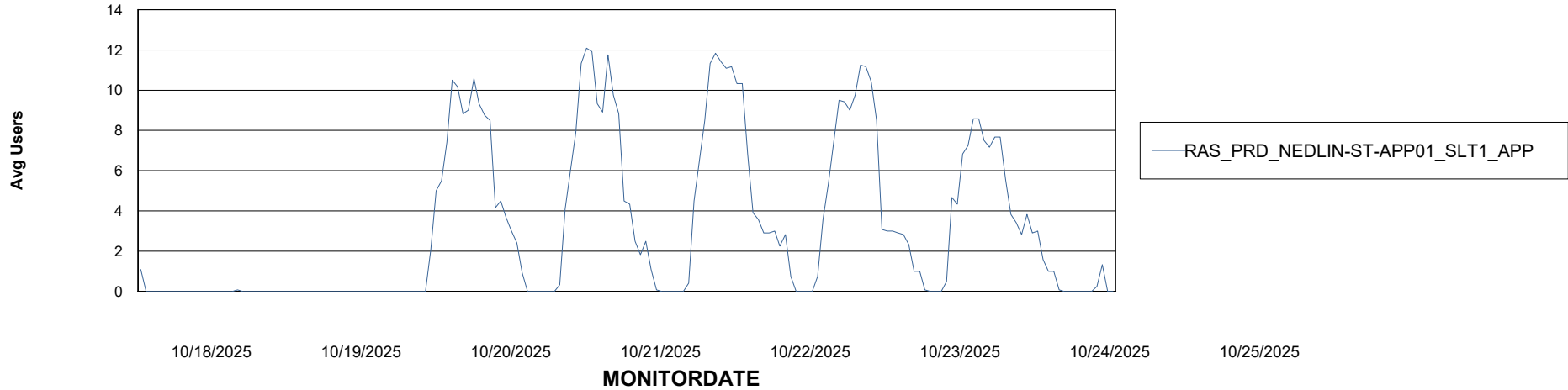


ABSSolute Application Server Services

Avg memory used per ABS Server Service



Avg users per day per ABS server



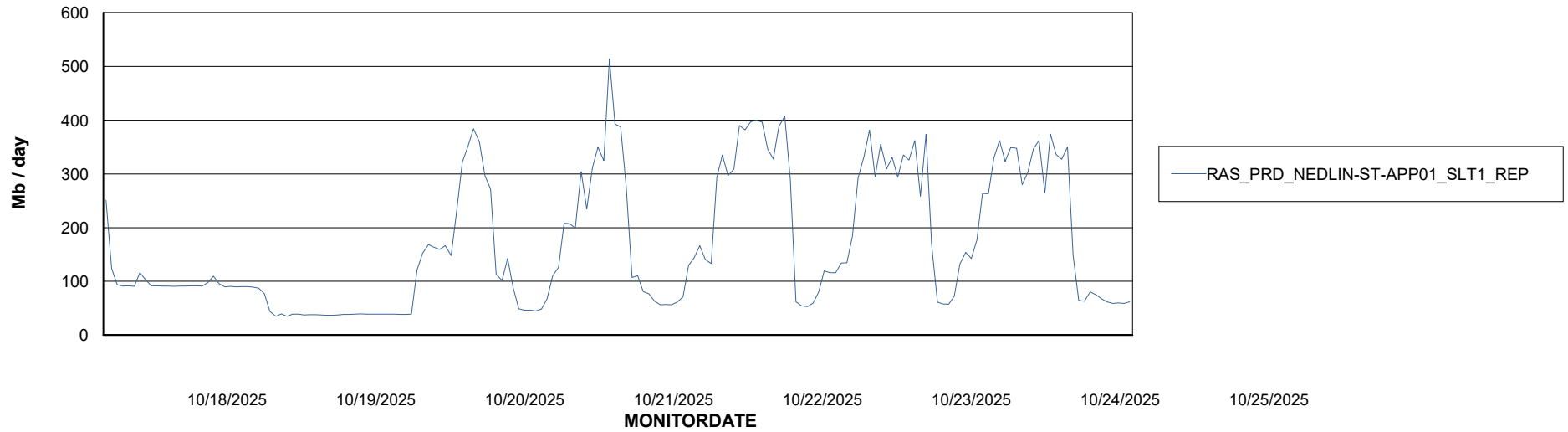
Weekly SLA Customer Report

Customer RAS_Production
Database ID 189



ABSSolute Application ReportServer Services

Avg memory used per ReportServer Service



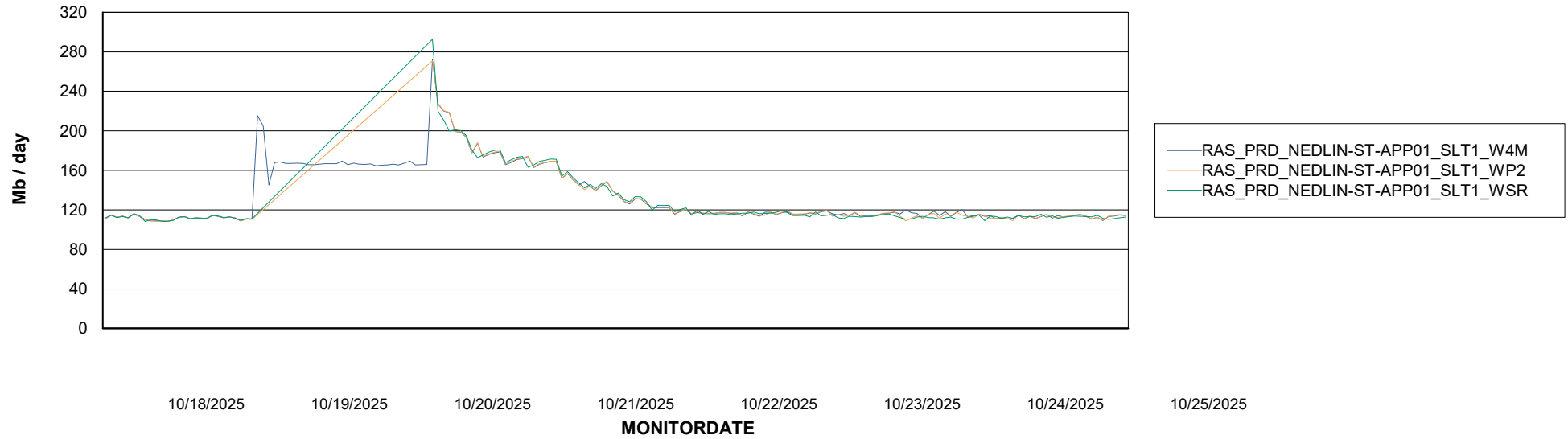
Weekly SLA Customer Report

Customer RAS_Production
Database ID 189



ABSSolute Web Component Services

Avg memory used per ABS Web component



Weekly SLA Customer Report

Customer RAS_Production
Database ID 189



Disaster per ABS component

