

# Weekly SLA Customer Report

Customer LLG\_Production  
 Database ID 148



Harddisk Usage LLG\_ABSAPPS01

	Free disk space on C: (%)	Total disk space on C: (Gb)	Used disk space on C: (Gb)	Free disk space on D: (%)	Total disk space on D: (Gb)	Used disk space on D: (Gb)
10/20/2025	78	500	111	98	393	7
10/19/2025	78	500	111	98	393	7
10/18/2025	78	500	111	98	393	7
10/17/2025	78	500	111	98	393	7
10/16/2025	78	500	111	98	393	7
10/15/2025	78	500	111	98	393	7
10/14/2025	78	500	111	98	393	7

Harddisk Usage LLG\_ABSApps02

	Free disk space on C: (%)	Total disk space on C: (Gb)	Used disk space on C: (Gb)	Free disk space on D: (%)	Total disk space on D: (Gb)	Used disk space on D: (Gb)
10/20/2025	90	500	51	96	393	16
10/19/2025	90	500	51	96	393	16
10/18/2025	90	500	51	96	393	16
10/17/2025	90	500	50	96	393	16
10/16/2025	90	500	50	96	393	16
10/15/2025	90	500	49	96	393	16
10/14/2025	90	500	49	96	393	16

# Weekly SLA Customer Report

Customer LLG\_Production  
Database ID 148



## Harddisk Usage LLG\_ABSBI01

	Free disk space on C: (%)	Total disk space on C: (Gb)	Used disk space on C: (Gb)	Free disk space on D: (%)	Total disk space on D: (Gb)	Used disk space on D: (Gb)
10/20/2025	82	446	80	90	2,681	271
10/19/2025	82	446	79	90	2,681	269
10/18/2025	82	446	79	90	2,681	269
10/17/2025	82	446	79	90	2,681	269
10/16/2025	82	446	79	90	2,681	269
10/15/2025	82	446	79	90	2,681	269
10/14/2025	82	446	79	90	2,681	269

## Harddisk Usage LLG\_ABSDB01

	Free disk space on C: (%)	Total disk space on C: (Gb)	Used disk space on C: (Gb)	Free disk space on D: (%)	Total disk space on D: (Gb)	Used disk space on D: (Gb)	Free disk space on E: (%)	Total disk space on E: (Gb)	Used disk space on E: (Gb)
10/20/2025	87	446	56	69	1,605	499	66	1,077	369
10/19/2025	87	446	56	69	1,605	499	64	1,077	387
10/18/2025	87	446	56	69	1,605	499	66	1,077	366
10/17/2025	87	446	56	69	1,605	499	66	1,077	366
10/16/2025	87	446	56	69	1,605	499	66	1,077	366
10/15/2025	88	446	56	69	1,605	499	66	1,077	366
10/14/2025	87	446	56	69	1,605	499	66	1,077	366

# Weekly SLA Customer Report

Customer LLG\_Production  
Database ID 148



Harddisk Usage LLG\_ABSDB02

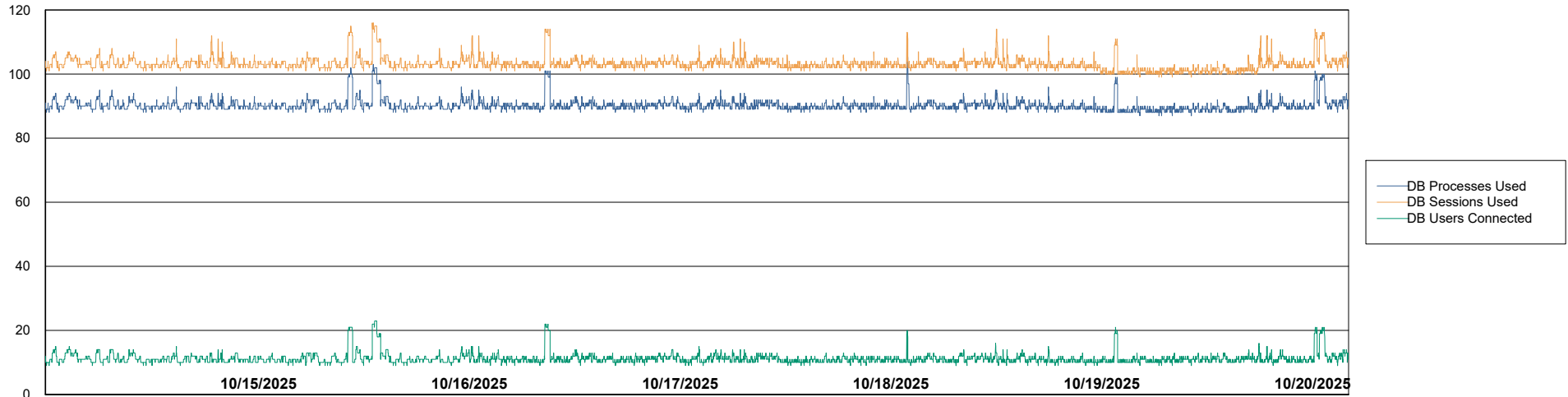
	Free disk space on C: (%)	Total disk space on C: (Gb)	Used disk space on C: (Gb)	Free disk space on D: (%)	Total disk space on D: (Gb)	Used disk space on D: (Gb)	Free disk space on E: (%)	Total disk space on E: (Gb)	Used disk space on E: (Gb)
10/20/2025	71	446	127	61	1,605	629	82	1,077	196
10/19/2025	72	446	125	61	1,605	629	97	1,077	36
10/18/2025	72	446	125	61	1,605	629	81	1,077	202
10/17/2025	72	446	124	61	1,605	629	81	1,077	202
10/16/2025	72	446	124	61	1,605	629	81	1,077	200
10/15/2025	72	446	123	61	1,605	629	82	1,077	198
10/14/2025	72	446	123	61	1,605	629	82	1,077	196

# Weekly SLA Customer Report

Customer LLG\_Production  
Database ID 148



## Database Performance LLG\_ABSBI01\_BI\_PROD\_ABS1

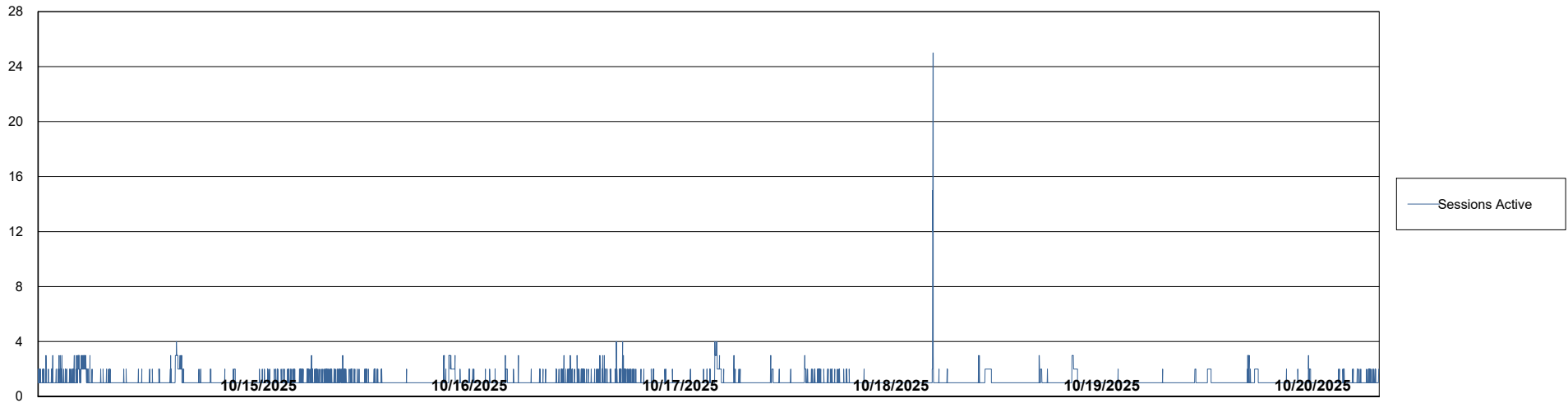
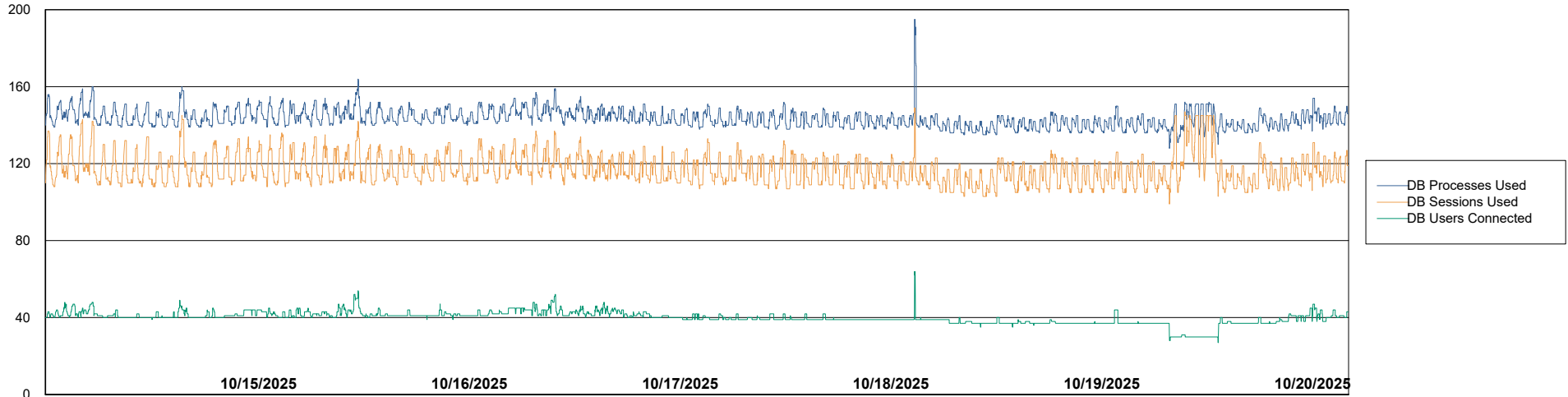


# Weekly SLA Customer Report

Customer LLG\_Production  
Database ID 148



## Database Performance LLG\_ABSDB01\_PROD\_ABS1

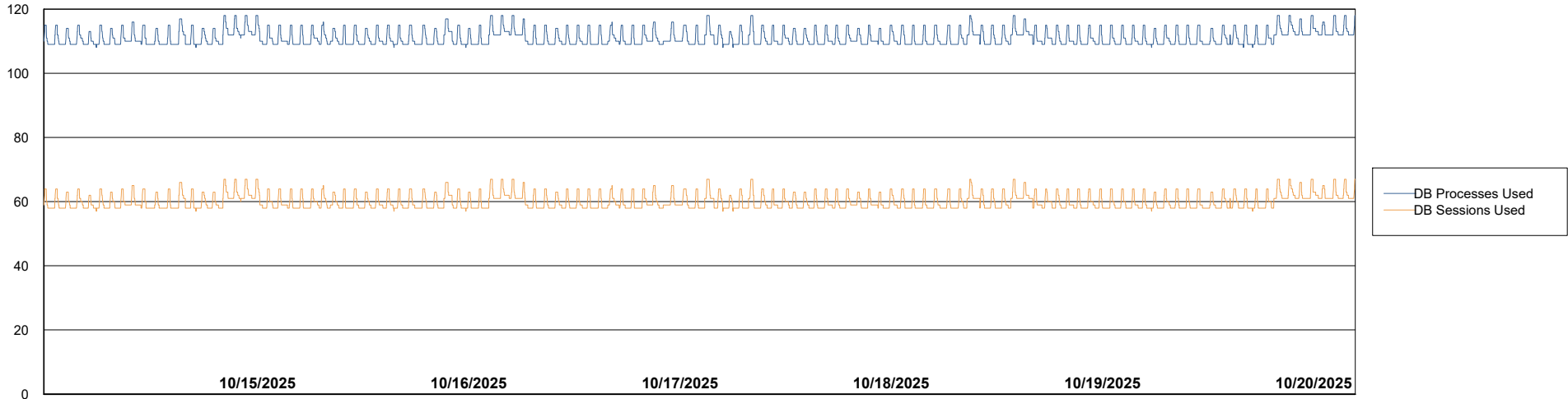


# Weekly SLA Customer Report

Customer LLG\_Production  
Database ID 148



Database Performance LLG\_ABSDB02\_PROD\_HSBABS1



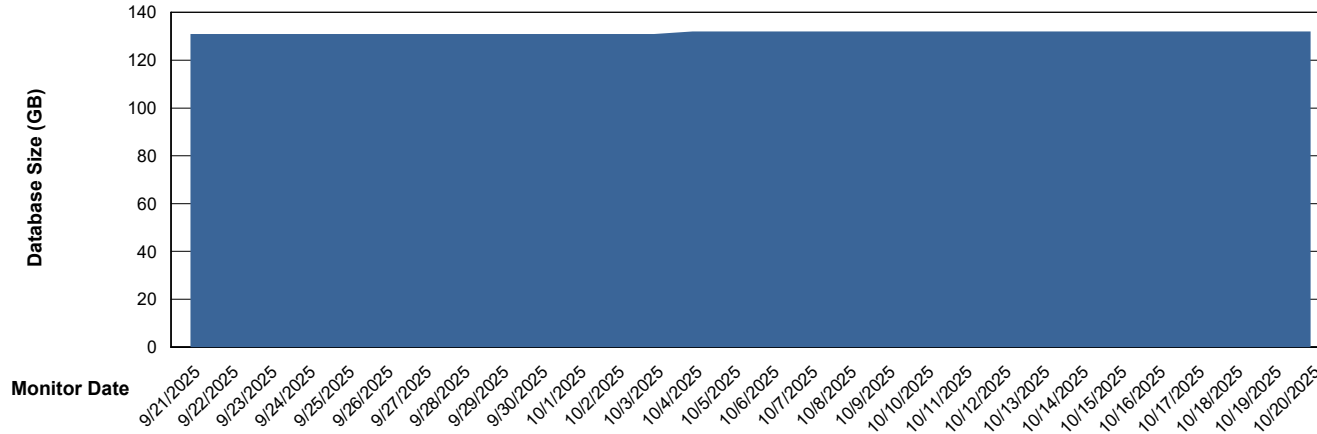
# Weekly SLA Customer Report

Customer LLG\_Production  
Database ID 148



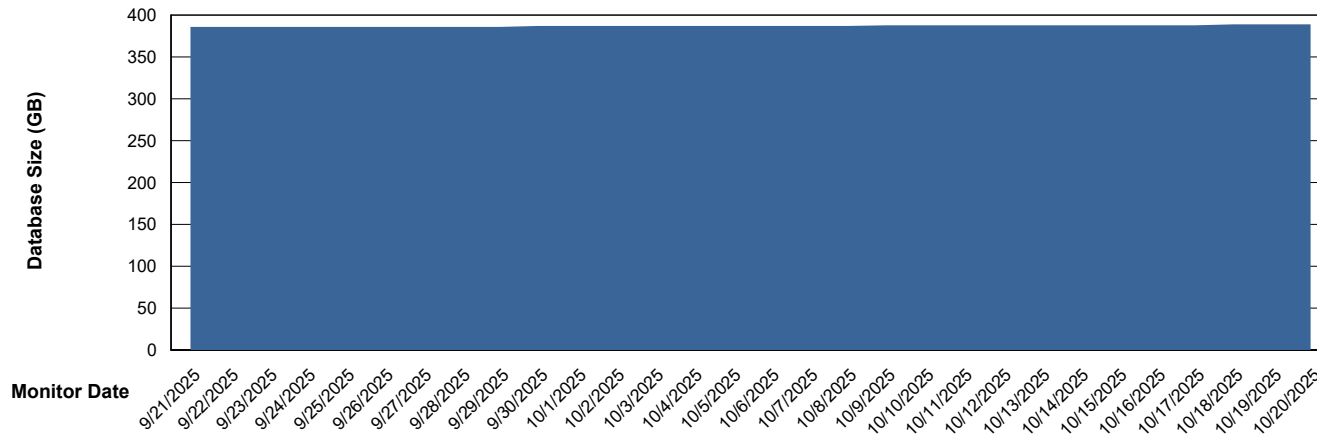
DATABASE SIZE LLG\_ABSBI01\_BI\_PROD\_ABS1

### Database growth over last month



DATABASE SIZE LLG\_ABSDB01\_PROD\_ABS1

### Database growth over last month



# Weekly SLA Customer Report

Customer      LLG\_Production  
 Database ID    148



Database Tablespace      LLG\_ABSBI01\_BI\_PROD\_ABS1

Date	Tablespace Name	Filesize (Gb)	Usedsize (Gb)	Percentage free
10/20/2025	ABSDATA	66	54	18
	INDX	84	69	17
10/19/2025	ABSDATA	66	54	18
	INDX	84	69	17
10/18/2025	ABSDATA	66	54	18
	INDX	84	69	17
10/17/2025	ABSDATA	66	54	18
	INDX	84	69	17
10/16/2025	ABSDATA	66	54	18
	INDX	84	69	17
10/15/2025	ABSDATA	66	54	18
	INDX	84	69	18
10/14/2025	ABSDATA	66	54	18
	INDX	84	69	18

# Weekly SLA Customer Report

Customer LLG\_Production  
 Database ID 148



Database Tablespace LLG\_ABSD01\_PROD\_ABS1

Date	Tablespace Name	Filesize (Gb)	Usedsize (Gb)	Percentage free
10/20/2025	ABSDATA	192	159	17
	INDX	256	214	16
10/19/2025	ABSDATA	192	159	17
	INDX	256	214	16
10/18/2025	ABSDATA	192	159	17
	INDX	256	214	16
10/17/2025	ABSDATA	192	159	17
	INDX	256	214	16
10/16/2025	ABSDATA	192	159	17
	INDX	256	214	16
10/15/2025	ABSDATA	192	159	17
	INDX	256	214	16
10/14/2025	ABSDATA	192	159	17
	INDX	256	214	16

BI Status and last ETL error for LLG\_ABSBI01\_BI\_PROD\_ABS1

	Wed 15/10/2025	Thu 16/10/2025	Fri 17/10/2025	Sat 18/10/2025	Sun 19/10/2025	Mon 20/10/2025
<b>ABS DataWarehouse ETL Health</b>	OK	OK	OK	OK	OK	OK
<b>ABS DWHStaging ETL Health</b>	OK	OK	OK	OK	OK	OK

## Weekly SLA Customer Report

Customer LLG\_Production  
Database ID 148



BI last ETL error for	LLG_ABSBI01_BI_PROD_ABS1
-----------------------	--------------------------

Mon, 20-10-2025	None
Sun, 19-10-2025	None
Mon, 20-10-2025	None
Sun, 19-10-2025	None
Tue, 14-10-2025	None
Thu, 16-10-2025	None
Wed, 15-10-2025	None
Fri, 17-10-2025	None
Sat, 18-10-2025	None
Tue, 14-10-2025	None
Wed, 15-10-2025	None
Thu, 16-10-2025	None
Fri, 17-10-2025	None
Sat, 18-10-2025	None

# Weekly SLA Customer Report

Customer LLG\_Production  
Database ID 148



Standby Database Health LLG\_Production

### Recovery lag for last 7 days



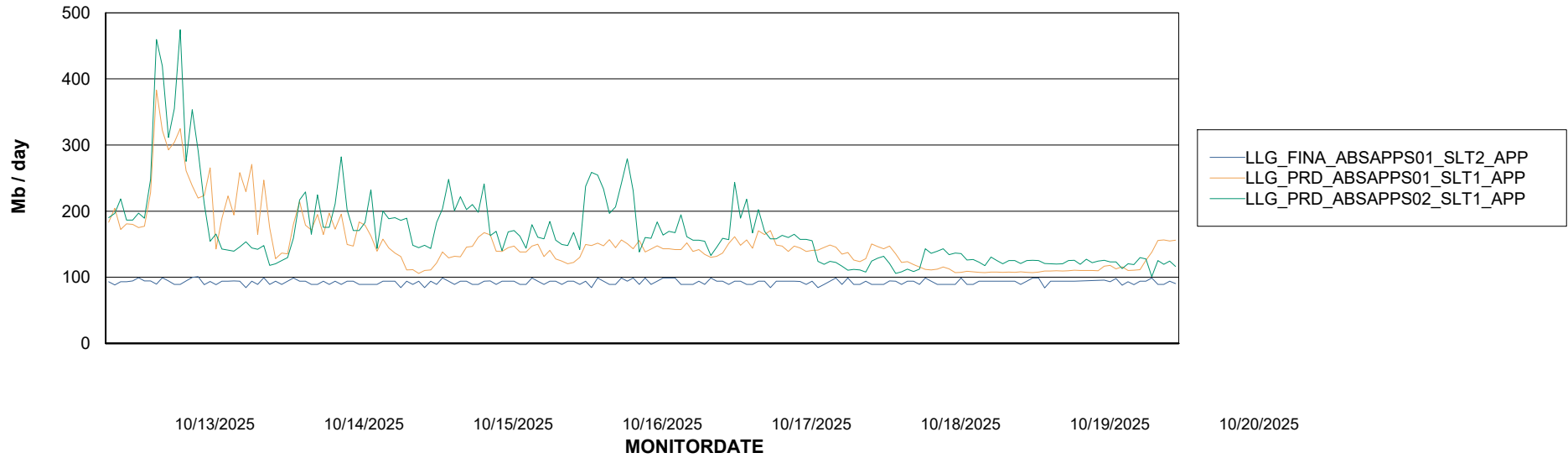
# Weekly SLA Customer Report

Customer LLG\_Production  
Database ID 148

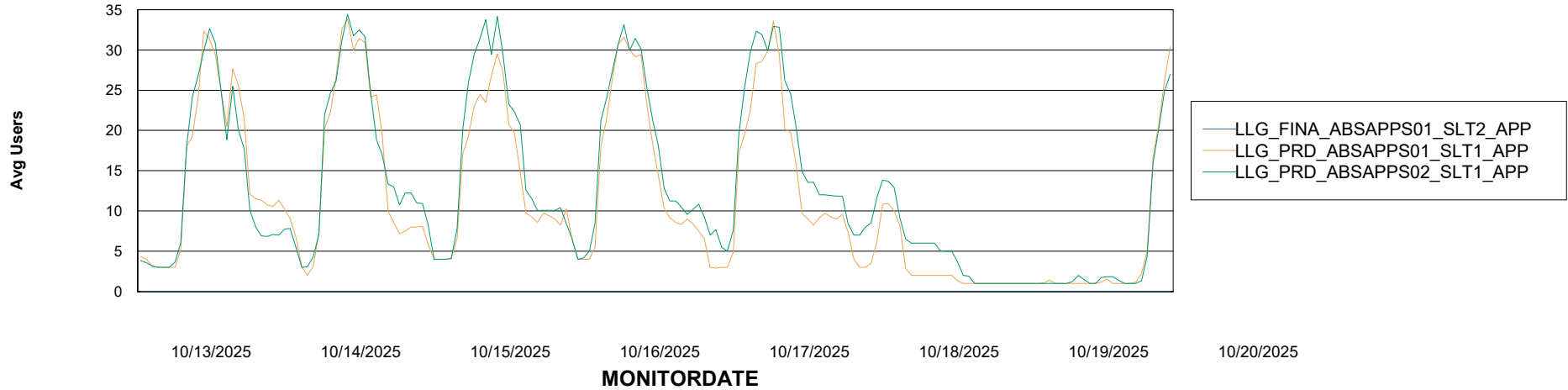


## ABSSolute Application Server Services

### Avg memory used per ABS Server Service



### Avg users per day per ABS server



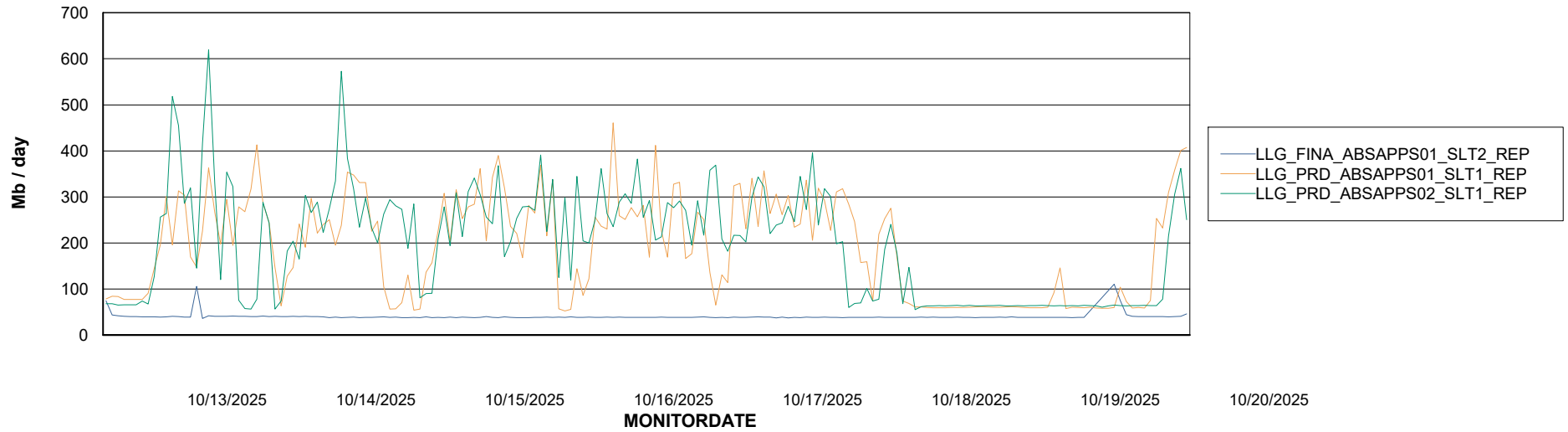
# Weekly SLA Customer Report

Customer LLG\_Production  
Database ID 148



## ABSSolute Application ReportServer Services

### Avg memory used per ReportServer Service



### Disaster per ABS component

