

Weekly SLA Customer Report

Customer SPI_Production
 Database ID 49



Harddisk Usage SPI_PRD_SRV2016-SW1

	Free disk space on C: (%)	Total disk space on C: (Gb)	Used disk space on C: (Gb)	Free disk space on D: (%)	Total disk space on D: (Gb)	Used disk space on D: (Gb)
10/12/2025	35	79	52	55	100	45
10/11/2025	35	79	52	55	100	45
10/10/2025	35	79	52	55	100	45
10/9/2025	35	79	52	55	100	45
10/8/2025	35	79	52	55	100	45
10/7/2025	35	79	52	55	100	45
10/6/2025	35	79	52	55	100	45

Harddisk Usage SPI_PRD_SRV2016-SW2

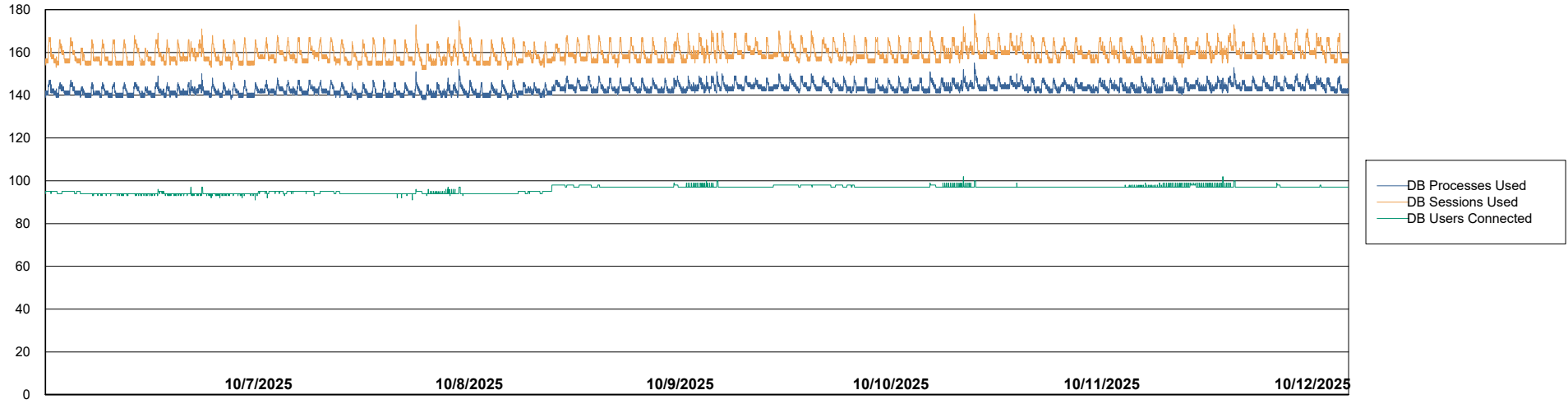
	Free disk space on C: (%)	Total disk space on C: (Gb)	Used disk space on C: (Gb)	Free disk space on D: (%)	Total disk space on D: (Gb)	Used disk space on D: (Gb)
10/12/2025	37	79	50	59	150	62
10/11/2025	37	79	50	59	150	62
10/10/2025	35	79	52	59	150	62
10/9/2025	35	79	52	59	150	62
10/8/2025	35	79	52	59	150	62
10/7/2025	35	79	52	59	150	62
10/6/2025	35	79	52	59	150	62

Weekly SLA Customer Report

Customer SPI_Production
Database ID 49



Database Performance SPI_PRD_SRV2016-SW1_ABS1



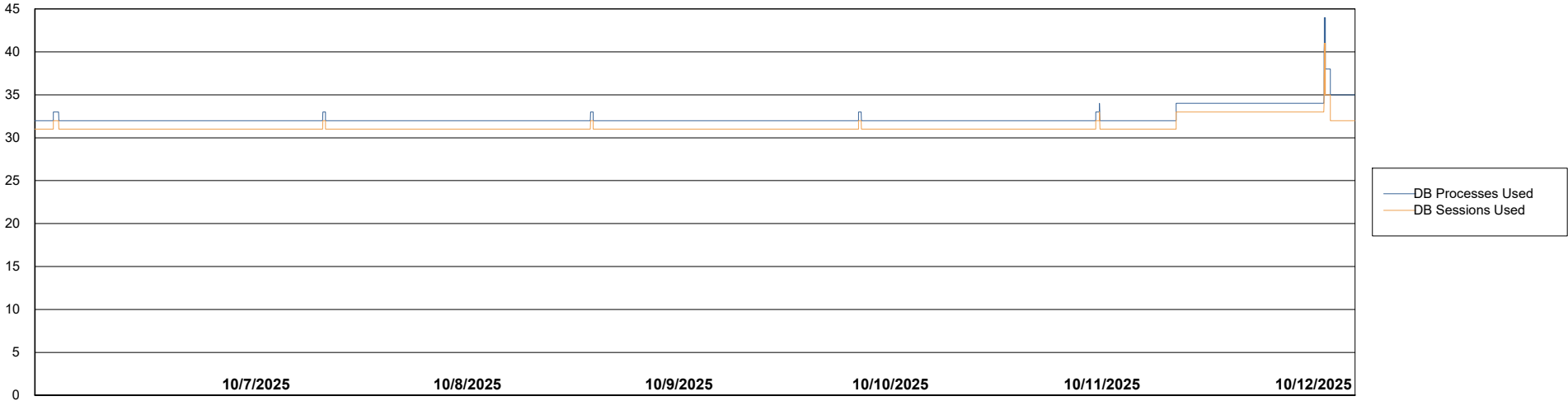
Weekly SLA Customer Report

Customer SPI_Production
Database ID 49



Database Performance SPI_PRD_SRV2016-SW2_HSBABS1

DB Processes Max 500



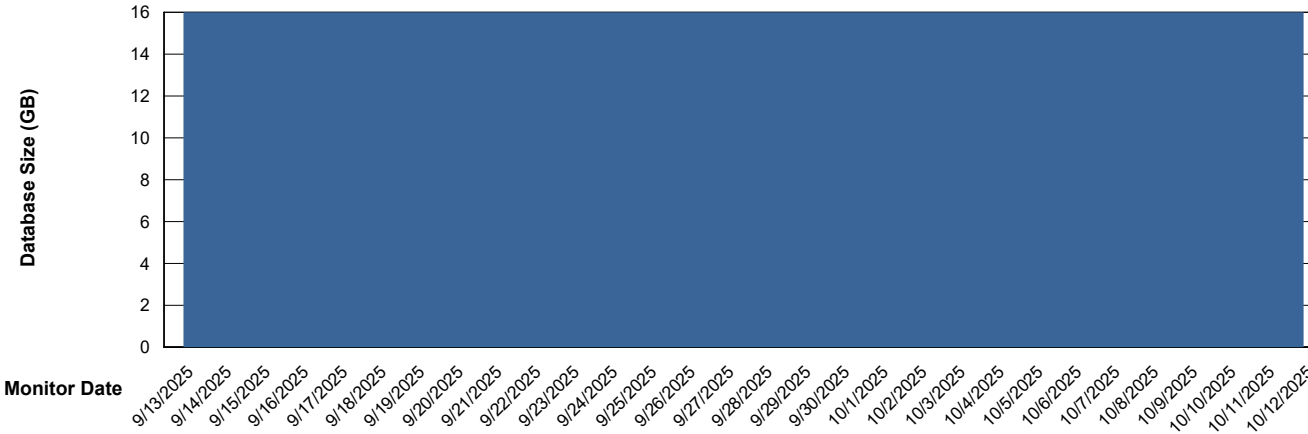
Weekly SLA Customer Report

Customer SPI_Production
 Database ID 49



DATABASE SIZE SPI_PRD_SRV2016-SW1_ABS1

Database growth over last month



Database Tablespace SPI_PRD_SRV2016-SW1_ABS1

Date	Tablespace Name	Filesize (Gb)	Usedsize (Gb)	Percentage free
10/12/2025	ABSDATA	5	3	36
	INDX	8	6	31
10/11/2025	ABSDATA	5	3	36
	INDX	8	6	31
10/10/2025	ABSDATA	5	3	36
	INDX	8	6	31
10/9/2025	ABSDATA	5	3	36
	INDX	8	6	31
10/8/2025	ABSDATA	5	3	36
	INDX	8	6	31
10/7/2025	ABSDATA	5	3	36
	INDX	8	6	31
10/6/2025	ABSDATA	5	3	36
	INDX	8	6	31

Weekly SLA Customer Report

Customer SPI_Production
Database ID 49



Standby Database Health SPI_Production

Recovery lag for last 7 days

