

Weekly SLA Customer Report

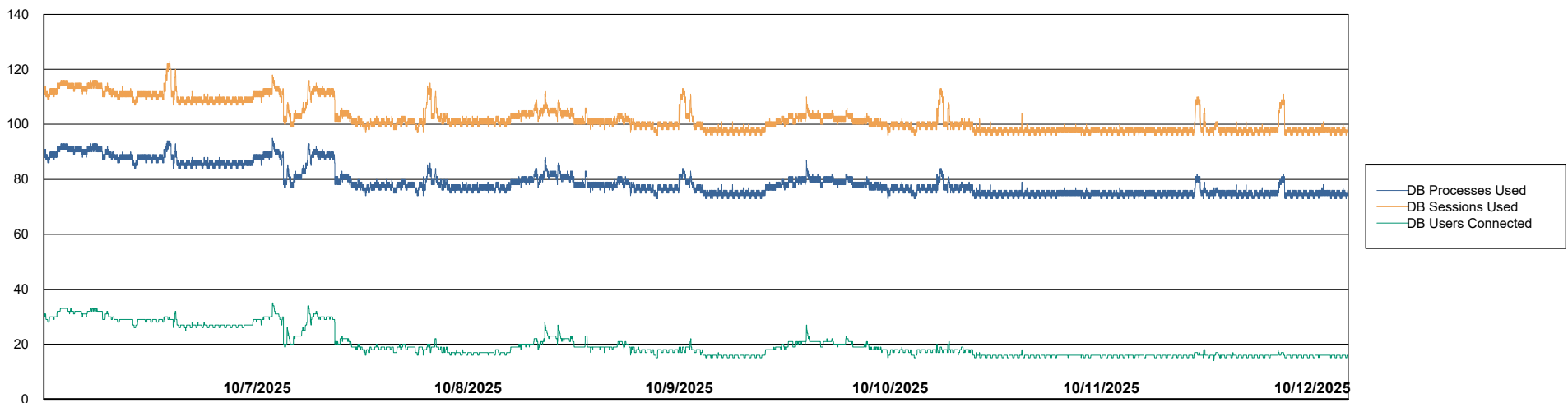
Customer RAS_Production
 Database ID 189



Harddisk Usage RAS_PRD_NEDLIN-ST-APP01

	Free disk space on C: (%)	Total disk space on C: (Gb)	Used disk space on C: (Gb)	Free disk space on D: (%)	Total disk space on D: (Gb)	Used disk space on D: (Gb)	Free disk space on E: (%)	Total disk space on E: (Gb)	Used disk space on E: (Gb)
10/12/2025	37	249	158	22	411	323	76	100	24
10/11/2025	37	249	158	22	411	323	76	100	24
10/10/2025	37	249	158	22	411	323	77	100	23
10/9/2025	37	249	156	19	411	334	77	100	23
10/8/2025	38	249	154	21	352	277	70	100	30
10/7/2025	39	249	153	21	310	245	78	100	22
10/6/2025	38	249	154	21	310	245	78	100	22

Database Performance RAS_PRD_NEDLIN-ST-APP01_ABS1



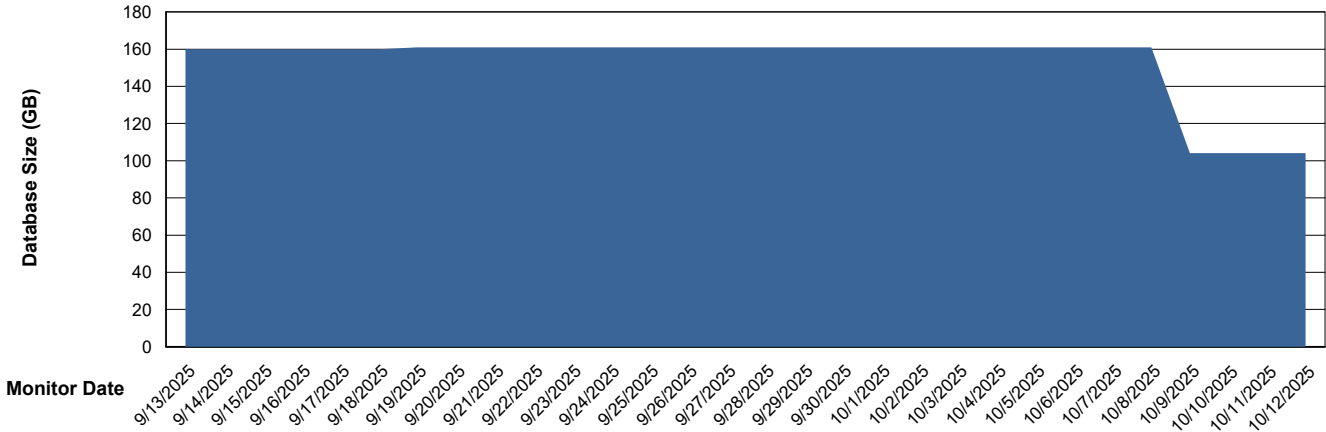
Weekly SLA Customer Report

Customer RAS_Production
 Database ID 189



DATABASE SIZE RAS_PRD_NEDLIN-ST-APP01_ABS1

Database growth over last month



Database Tablespace RAS_PRD_NEDLIN-ST-APP01_ABS1

Date	Tablespace Name	Filesize (Gb)	Usedsize (Gb)	Percentage free
10/12/2025	ABSDATA	45	24	48
	INDX	121	65	46
10/11/2025	ABSDATA	45	24	48
	INDX	121	65	46
10/10/2025	ABSDATA	45	24	48
	INDX	121	65	46
10/9/2025	ABSDATA	45	24	48
	INDX	121	65	46
10/8/2025	ABSDATA	60	41	32
	INDX	128	104	18
10/7/2025	ABSDATA	60	41	32
	INDX	128	104	18
10/6/2025	ABSDATA	60	41	32
	INDX	128	104	18

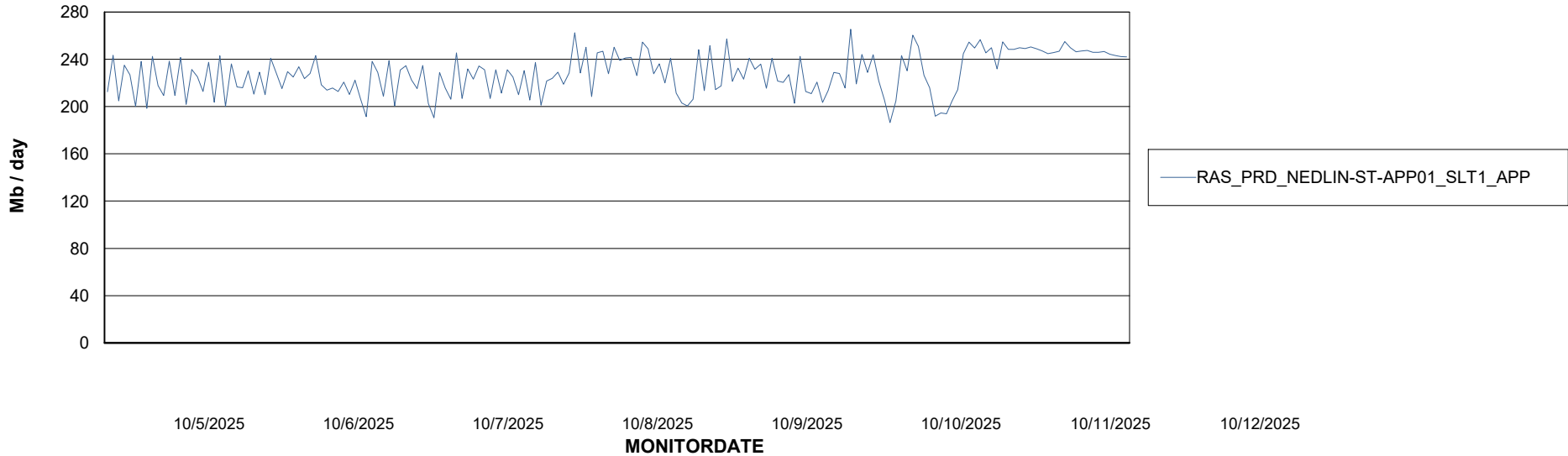
Weekly SLA Customer Report

Customer RAS_Production
Database ID 189

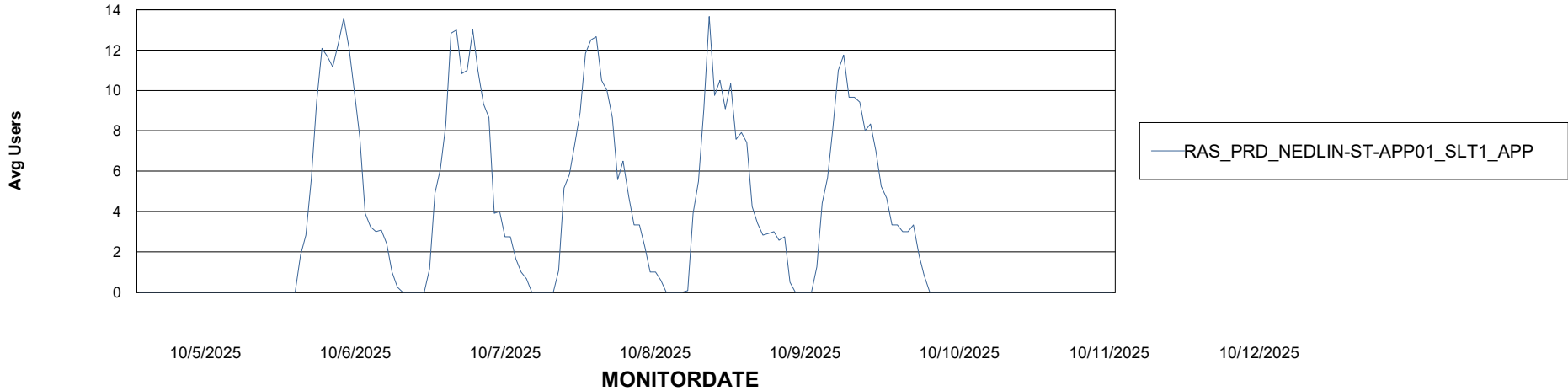


ABSSolute Application Server Services

Avg memory used per ABS Server Service



Avg users per day per ABS server



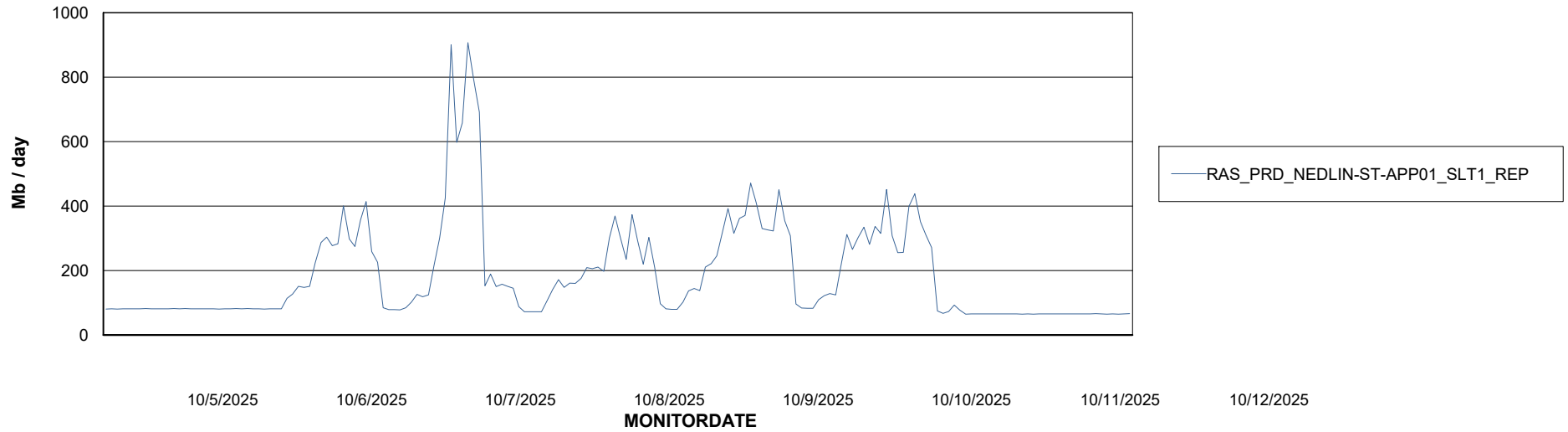
Weekly SLA Customer Report

Customer RAS_Production
Database ID 189



ABSSolute Application ReportServer Services

Avg memory used per ReportServer Service



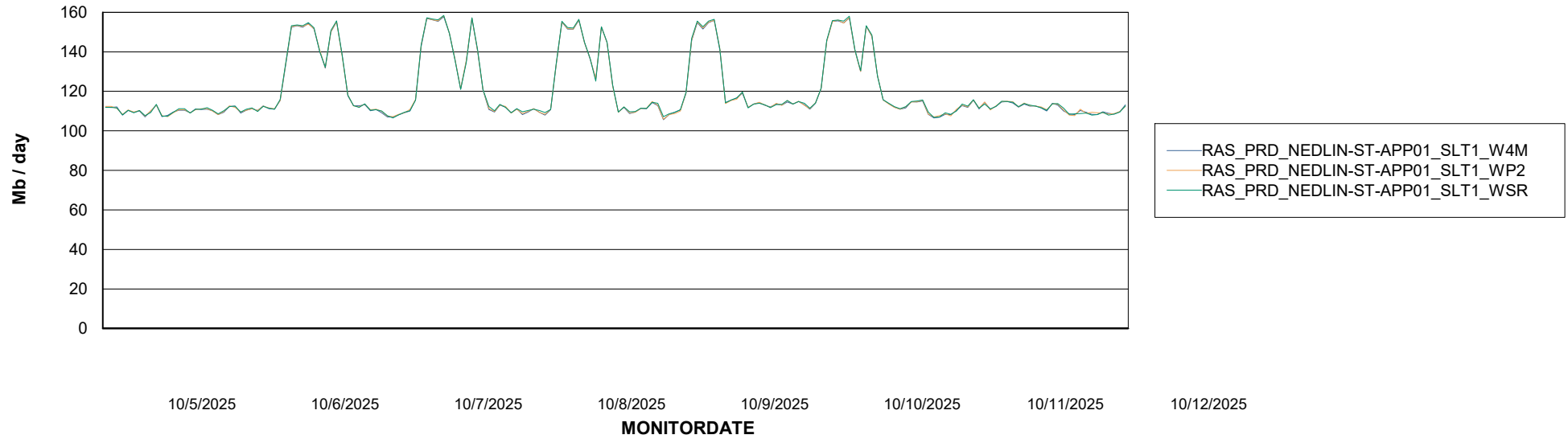
Weekly SLA Customer Report

Customer RAS_Production
Database ID 189



ABSSolute Web Component Services

Avg memory used per ABS Web component



Weekly SLA Customer Report

Customer RAS_Production
Database ID 189



Disaster per ABS component

